



Multi-Pro[®] 1200 Turf Sprayer

Model No. 41178 - 290000001 and up.

Parts Catalog

Ordering Replacement Parts

To order replacement parts, please supply the part number, the quantity, and the description of each part desired.

Understanding Reference Numbers

Each identified part in an illustration has a reference number. The reference number for a part also appears in the parts list, along with other information about the part.

This catalog uses two special reference number formats, one to indicate parts in a service assembly and another to indicate the quantity of a given part in an illustration.

Service Assembly Reference Numbers

Parts in service assemblies have reference numbers in the form a:b. The a represents the reference number of the entire service assembly and the b represents a sequential number unique to each part within the service assembly.

For example, a wheel assembly might be identified by reference number 6, the tire by 6:1, the valve by 6:2, and the wheel by 6:3. When you order the assembly identified by reference number 6, you receive all parts identified by reference numbers 6:1, 6:2, and 6:3. However, you may also order any part individually. Reference numbers of this type appear in illustrations and in part lists.

Reference Numbers Indicating Quantity

In an illustration, if a reference number indicates more than one part, the reference number has the form nX y. The n represents the quantity of the part, the X is the multiplication symbol, and the y represents the reference number.

For example, in an illustration, the reference number 2X 37 means that two of the parts identified by reference number 37 are indicated.

Contents

Description	Page	Description	Page
Front Suspension Assembly 4	Main On/Off Valve Assembly No. 106-4881 44
Hydraulic Cylinder Assembly No. 100-8278 5	Pressure Control Valve Assembly No. 106-4883 45
Engine Cover Assembly 6	Boom Valve Assembly No. 106-4882 46
Seat Support Assembly 8	Flow Meter Assembly No. 106-4884 47
Brake and Accelerator Pedal Assembly 9	Hydraulic Hose Routing Assembly 48
Master Cylinder Assembly No. 94-3800 10	Steering Control Assembly No. 114-5076 49
Rear Fender and Battery Mount Assembly 11	Sprayer Component Assembly No. 1 50
Fresh Water Tank Assembly 12	Pressure Damper Assembly No. 100-6662 51
Main Tank Assembly 13	Sprayer Component Assembly No. 2 52
Lid Assembly 14	Top Mounted Suction Assembly 53
Shifter Assembly 15	Sprayer Component Assembly No. 3 54
Parking Brake and Console Assembly 16	Safety Valve Assembly No. 100-6820 55
Front Wheel Assembly 17	Hose Assemblies No. 1 56
Front Brake Assembly No. 100-8285 18	Hose Assemblies No. 2 57
Transaxle Installation Assembly 19	Boom Mount Assembly 59
Case Assembly Transaxle Assembly No. 104-9078 20	Right Hand Boom Mount Assembly 60
Gear Shaft Assembly Transaxle Assembly No. 104-9078 21	Left Hand Boom Mount Assembly 61
Countershaft Assembly Transaxle Assembly No. 104-9078 22	Boom Assembly No. 1 62
Shift Fork Assembly Transaxle Assembly No. 104-9078 23	Left and Right Hand Boom Assembly 64
Differential Gear Assembly Transaxle Assembly No. 104-9078 24	RH Single Turret Body Assembly No. 108-3726 65
Drive Shaft Assembly No. 100-8293 25	LH Single Turret Body Assembly No. 108-3725 66
Rear Wheel and Brake Assembly 26	Double Turret Body Assembly No. 108-3727 67
LH Rear Brake Assembly No. 112-7961 27	Crankshaft Assembly Kohler CH640-3018 68
RH Rear Brake Assembly No. 112-7962 28	Crankcase Assembly Kohler CH640-3018 69
Driveshaft Assembly No. 98-2918 29	Oil Pan and Lubrication Assembly Kohler CH640-3018 70
Engine and Gearbox Assembly 30	Head, Valve and Breather Assembly Kohler CH640-3018 71
Pump Drive Gearbox Assembly No. 108-3352 32	Ignition and Electrical Assembly Kohler CH640-3018 73
Drive Pulley Assembly No. 100-8289 33	Blower Housing and Baffle Assembly Kohler CH640-3018 74
Steering Pump Assembly No. 100-8302 34	Starting System Assembly Kohler CH640-3018 75
Driver Clutch Assembly No. 100-8288 35	Fuel System Assembly Kohler CH640-3018 76
Pump Assembly 36	Engine Control Assembly Kohler CH640-3018 77
Pump Assembly No. 106-5121 37	Air Intake and Filtration Assembly Kohler CH640-3018 78
Hydraulic Brake Line Assembly 38	Exhaust Assembly Kohler CH640-3018 79
Tank and Saddle Assembly 39	Decals Kohler CH640-3018 80
Throttle Linkage Assembly 40	Attachments and Accessories List 81
Exhaust Assembly 41		
Electrical Panel Assembly 42		
Manual Control Assembly 43		

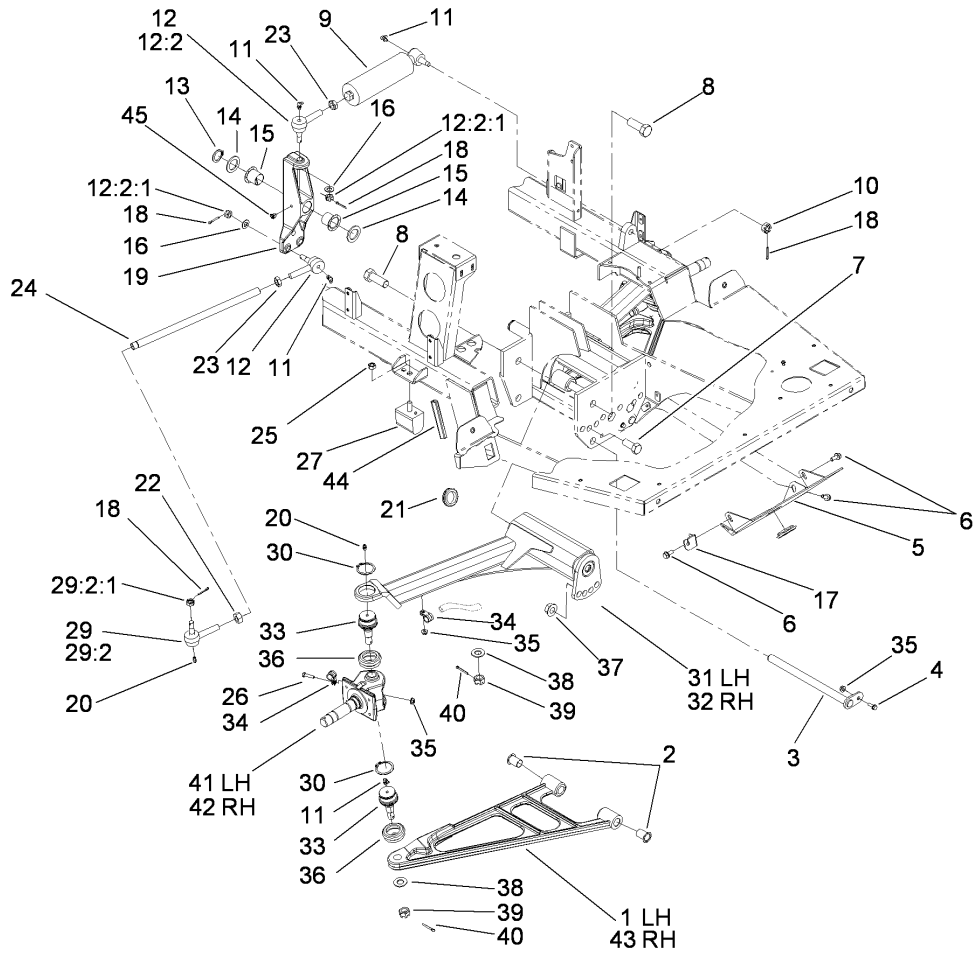
Part Description Abbreviations

Part descriptions in this catalog may include the following abbreviations.

AR.	as required	HYD.	hydraulic
ASM.	assembly	LH.	left hand
BBC.	blade brake clutch	NI.	nylon insert
CARR.	carriage	NPTF.	national pipe thread fine
DEG.	degrees	PFH.	phillips flat head
EXT.	external	PPH.	phillips pan head
FH.	flat head	PPHTF.	phillips pan head thread forming
GA.	gauge	PRH.	phillips round head
HD.	heavy-duty	PTH.	phillips truss head
HF.	hex flange	PTO.	power-take-off
HH.	hex head	RH.	right hand
HHF.	hex head flange	ROPS.	roll-over protection system
HHFTF.	hex head flange thread forming	SFH.	slotted fillister head
HJ.	hex jam	SHH.	slotted hex head
HLH.	hex lag head	SHWH.	slotted hex washer head
HOC.	height-of-cut	SPH.	slotted pan head
HSBH.	hex socket button head	SQH.	square head
HSFH.	hex socket flat head	SRH.	slotted round head
HSH.	hex socket head	STD.	standard
HWH.	hex washer head	TAP.	self tapping
HWHTF.	hex washer head thread forming	TTH.	torx truss head

Footnotes

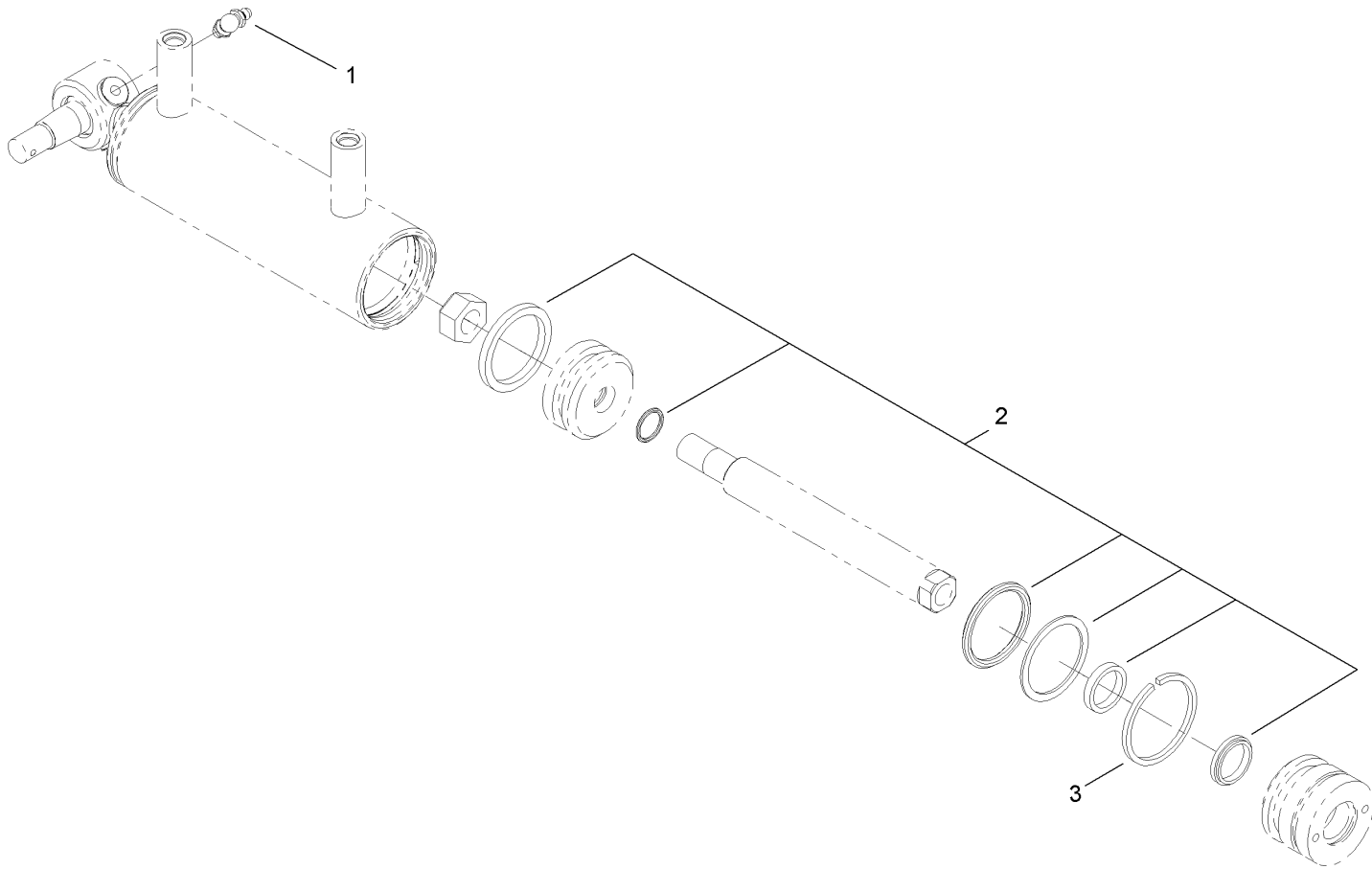
- ❶ Not illustrated
- ❷ Not serviced separately
- ❸ Obtain from your local Kohler dealer



Front Suspension Assembly

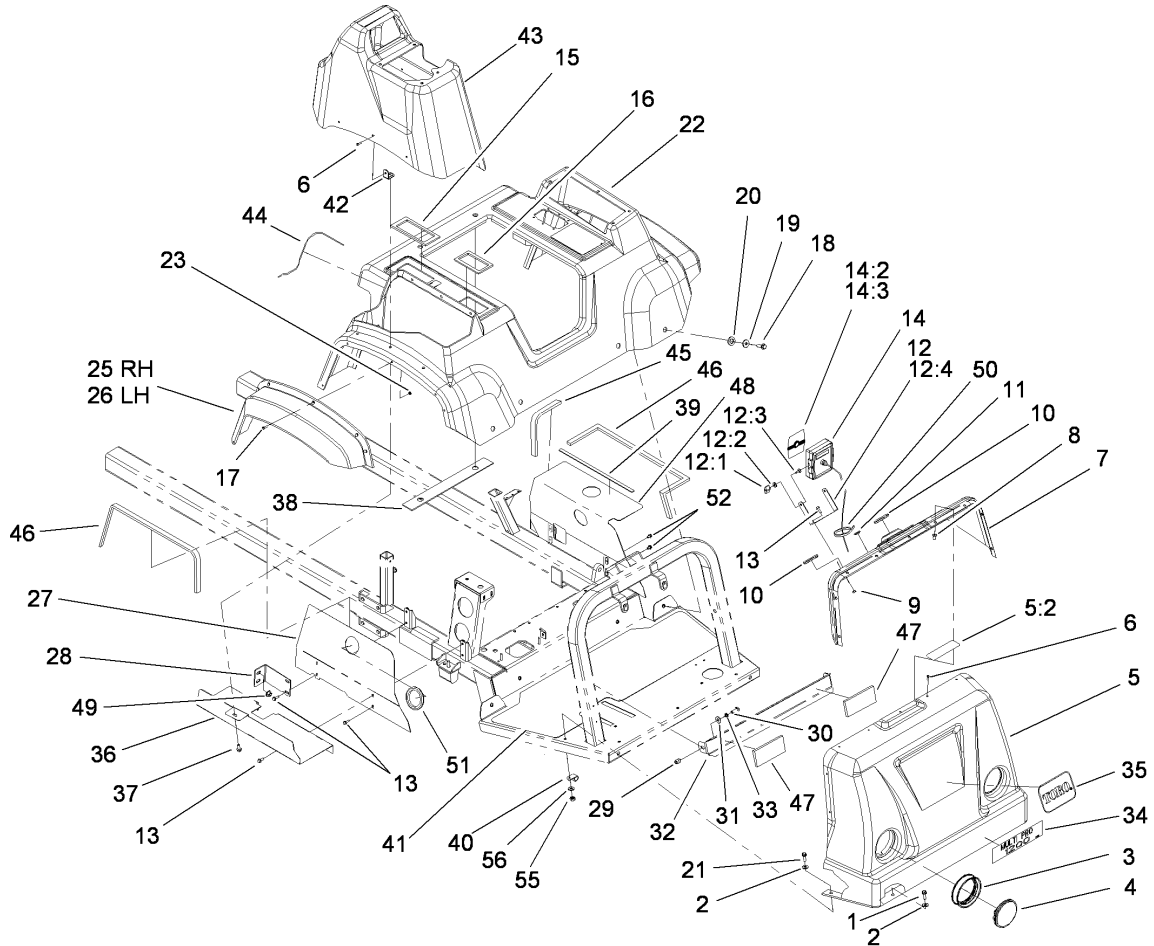
Ref	Part No.	Qty.	Description
1	108-3317-03	1	A-Arm, RH
2	100-8541	4	Bushing-A Arm
3	100-8544	2	Pivot Pin ASM
4	3234-4	2	Screw-HHF
5	108-3671-03	1	Plate-Skid
6	3234-5	4	Screw-HHF
7	327-4	2	Screw-HH
8	328-24	4	Screw-HH
9	100-8278	1	Cylinder-Steering
10	32136-13	1	Nut-SHH
11	302-60	6	Fitting-Grease, 90 DEG
12	112772-03	3	RH Ball Joint ASM
12:2		1	Joint-Ball, RH
12:2:1	915031	1	Nut
13	100-6785	1	Ring-Retaining
14	3-6781	2	Washer-Thrust
15	256-318	2	Bearing-Nyliner
16	3256-25	3	Washer-Flat
17	108-3556	1	Bracket-Cable
18	3272-11	6	Pin-Cotter
19	108-3670	1	Pivot-Steering
20	302-5	4	Fitting-Grease
21	240-3	1	Grommet-Rubber
22	3218-21	2	Nut-Jam

Ref	Part No.	Qty.	Description
23	3220-11	3	Nut-Jam
24	100-8534	2	Tie Rod-Steering
25	48-9520	2	Nut
26	321-6	2	Screw-HH
27	87-3470	2	Bumper-Axle, Rear
29	112771-03	2	LH Ball Joint ASM
29:2		1	Joint-Ball, LH
29:2:1	915031	1	Nut
30	32151-104	4	Ring-Retaining, External
31	100-8414	1	RH Axle ASM
32	100-8413	1	LH Axle ASM
33	87-1430	4	Joint-Ball
34	2412-134	4	R-Clamp
35	32128-33	6	Nut-HF
36	87-2420	4	Seal-Joint, Ball
37	32128-50	2	Nut-Flange
38	3256-27	4	Washer-Flat
39	32136-2	4	Nut-SHH
40	3272-17	4	Pin-Cotter
41	108-3353	1	Spindle-RH
42	108-3354	1	Spindle-LH
43	108-3318-03	1	A-Arm, LH
44	108-3653	1	Trim-Edge
45	302-11	1	Fitting-Lube, 45 DEG



Hydraulic Cylinder Assembly No. 100-8278

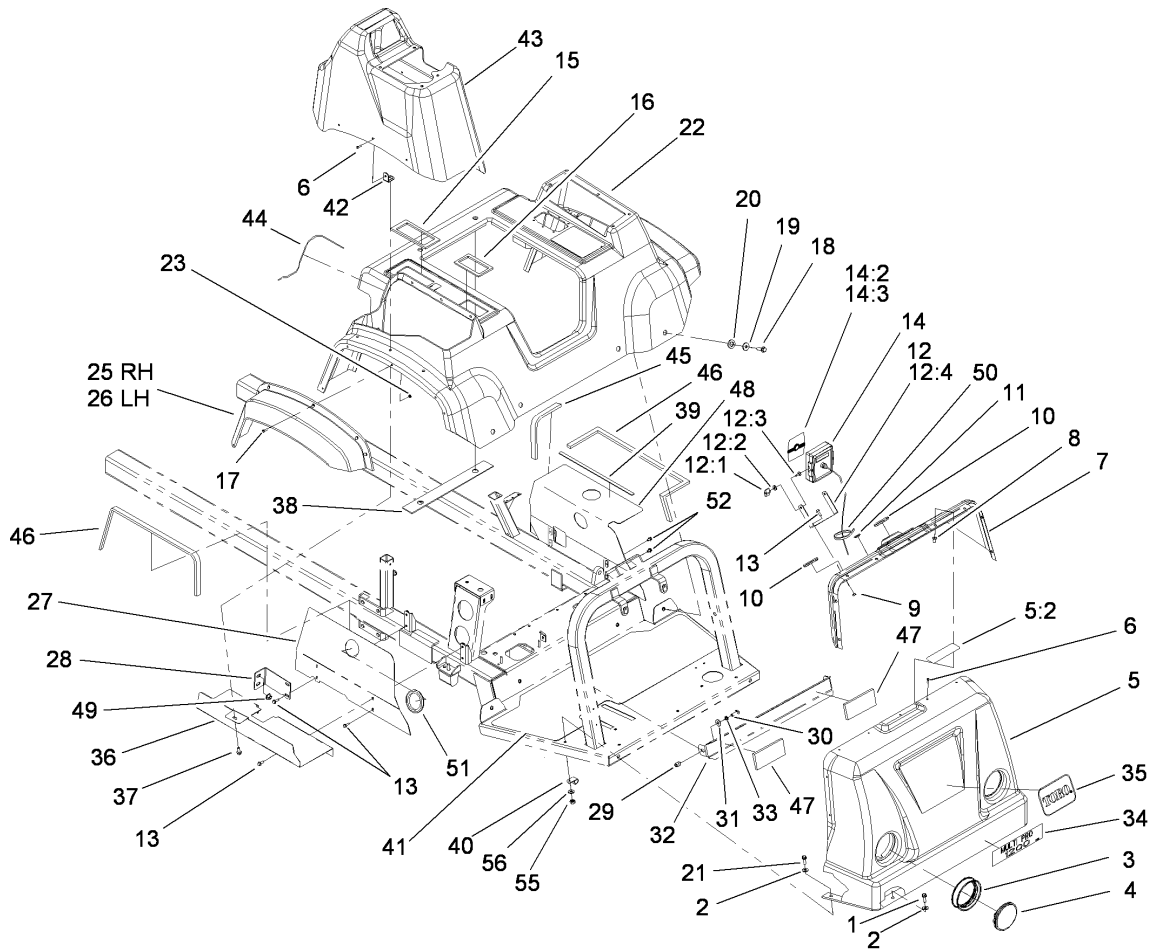
Ref	Part No.	Qty.	Description
1	302-60	1	Fitting-Grease, 90 DEG
2	107-1552	1	Seal Kit
3	94-3612	1	Ring-Retaining



Engine Cover Assembly

Ref	Part No.	Qty.	Description
1	3234-17	4	Screw-HHF
2	3256-3	5	Washer-Flat
3	99-7311	2	Mount-Headlight
4	99-7310	2	Headlight
5	110-5225	1	Hood ASM
5:2	110-5240	1	Decal-Caution, Rider
6	3250-25	19	Screw-PPH
7	100-6777	1	Dash Panel ASM
8	100-8450	21	Nut-Well
9	32128-33	2	Nut-HF
10	40764	2	Grommet
11	94-7290	1	Plug-Hole
12		1	Monitor Mounting Bracket Kit
12:1	99-0667	2	Knob
12:2	99-0730	2	Washer-Rubber
12:3	3229-1	2	Screw-CARR
12:4	99-0576	1	Bracket
13	3234-4	6	Screw-HHF
14	108-3311	1	Spray Monitor ASM
14:2	108-3306	1	Decal-Monitor
14:3	108-3308	1	Decal-Monitor, Ce
15	100-8436	1	Seal-Foam
16	100-8437	1	Seal-Foam
17	32105-13	12	Screw-HWH

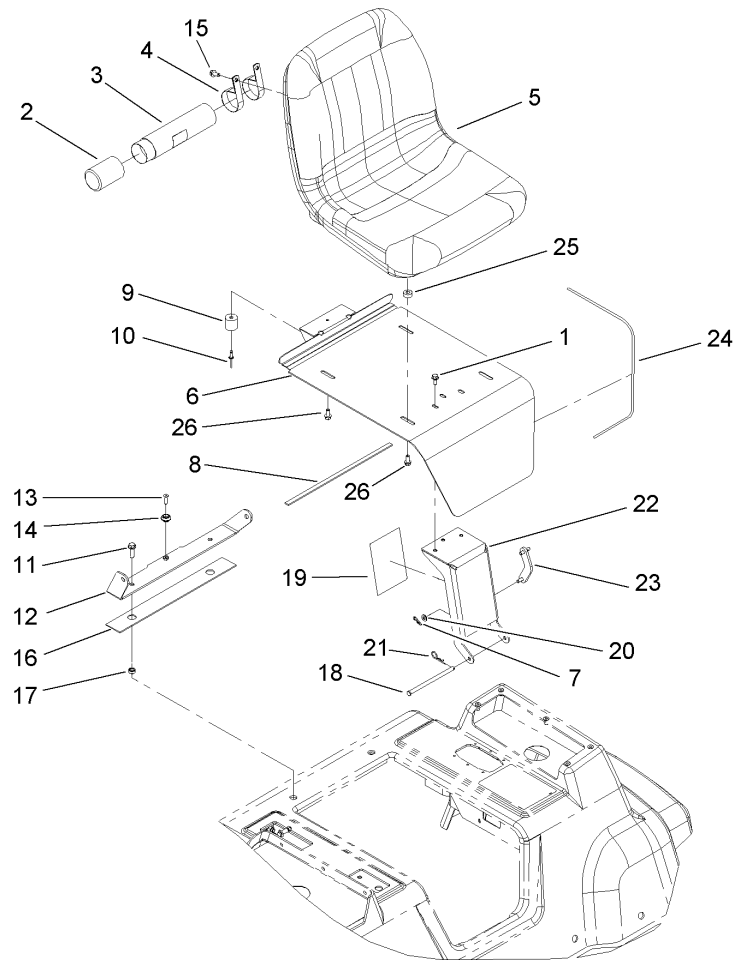
Ref	Part No.	Qty.	Description
18	3234-24	6	Screw-HHF
19	107-8634	6	Seatbase-Spacer
20	100-8468	6	Washer-Rubber
21	3234-36	1	Screw-HHF
22	104-8875	1	Seat Base ASM
23	3290-148	12	Nut-HF
25	94-7074	1	Flare-Fender, RH
26	94-7075	1	Flare-Fender, LH
27	104-8848-03	1	Panel-Shield, RH
28	100-8623	2	Bracket-Engine Cover Support, Rear
29	32148-9	2	Insert-Nut
30	323-6	2	Screw-HH
31	3256-4	2	Washer-Flat
32	100-6731-03	1	Shield-Headlight
33	3253-21	2	Washer-Lock
34	106-5129	1	Decal
35	62-5550	1	Decal
36	104-8852-03	1	Panel-Fender, Inner
37	3234-5	3	Screw-HHF
38	100-8463	1	Seal-Foam
39	100-8499	2	Seal-Foam
40	98-2390	1	Clamp-R
41	100-8622	1	Tread-Floor



Engine Cover Assembly (continued)

Ref	Part No.	Qty.	Description
42	104-8854-03	3	Console Bracket ASM
43	104-8867	1	Valve Console ASM
44	104-8870	1	Trim-Edge
45	100-8444	1	Trim-Shield, Front And Rear
46	100-8423	2	Trim-Shield, Top
47	106-4872	2	Pad-Foam, Headlight
48	100-8448-03	1	Panel-Shield, LH
49	32128-43	2	Nut-Flange
50	3290-379	4	Tie-Cable
51	237-164	3	Grommet
52	3234-26	4	Screw
55	3296-29	1	Nut-Lock, NI
56	3256-74	1	Washer-Flat

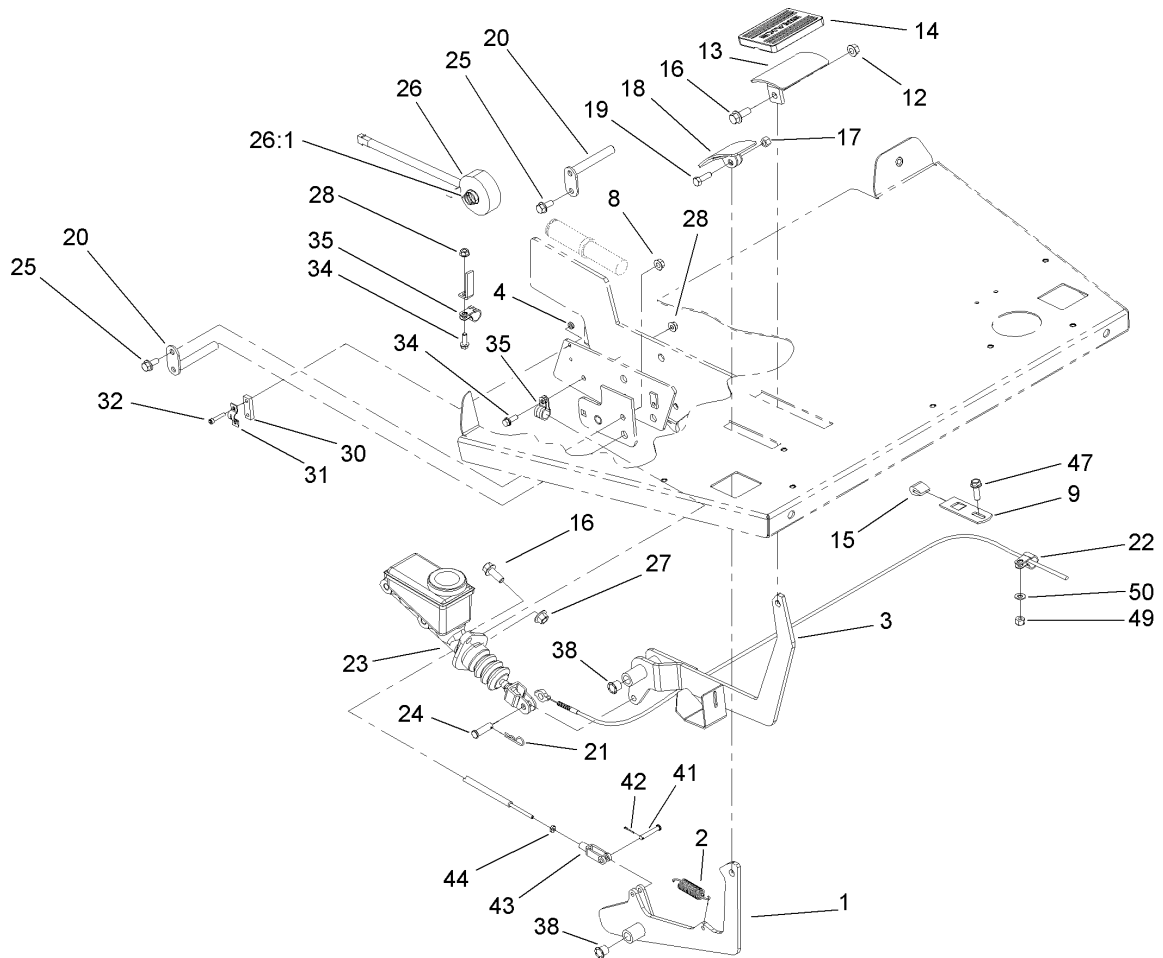
--	--	--	--



Seat Support Assembly

Ref	Part No.	Qty.	Description
1	3234-5	3	Screw-HHF
2	104-7048	1	Cap-Housing
3	104-7050	1	Housing-Manual
4	2412-133	2	R-Clamp
5	112-2923	1	Seat ASM
6	108-3687-03	1	Bracket-Seat
7	3290-307	1	Pin-Hair
8	100-8499	1	Seal-Foam
9	99-7830	1	Rubber Receptical ASM
10	3290-412	1	Rivet
11	3234-24	2	Screw-HHF
12	107-8614-03	1	Bracket-Seatbelt
13	32108-5	1	Screw-FH
14	99-7833	1	Post-Holding
15	33104-016	2	Screw-HHF
16	100-8463	1	Seal-Foam
17	100-8464	2	Spacer
18	100-8501	1	Pin-Clevis
19	108-3699	1	Decal-Fuse, Block
20	3256-23	1	Washer-Flat
21	9335054	1	Pin-Hair
22	106-4958-03	1	Bracket-Hinge
23	106-5171	1	Prop-Seat
24	100-8500	1	Trim-Seat

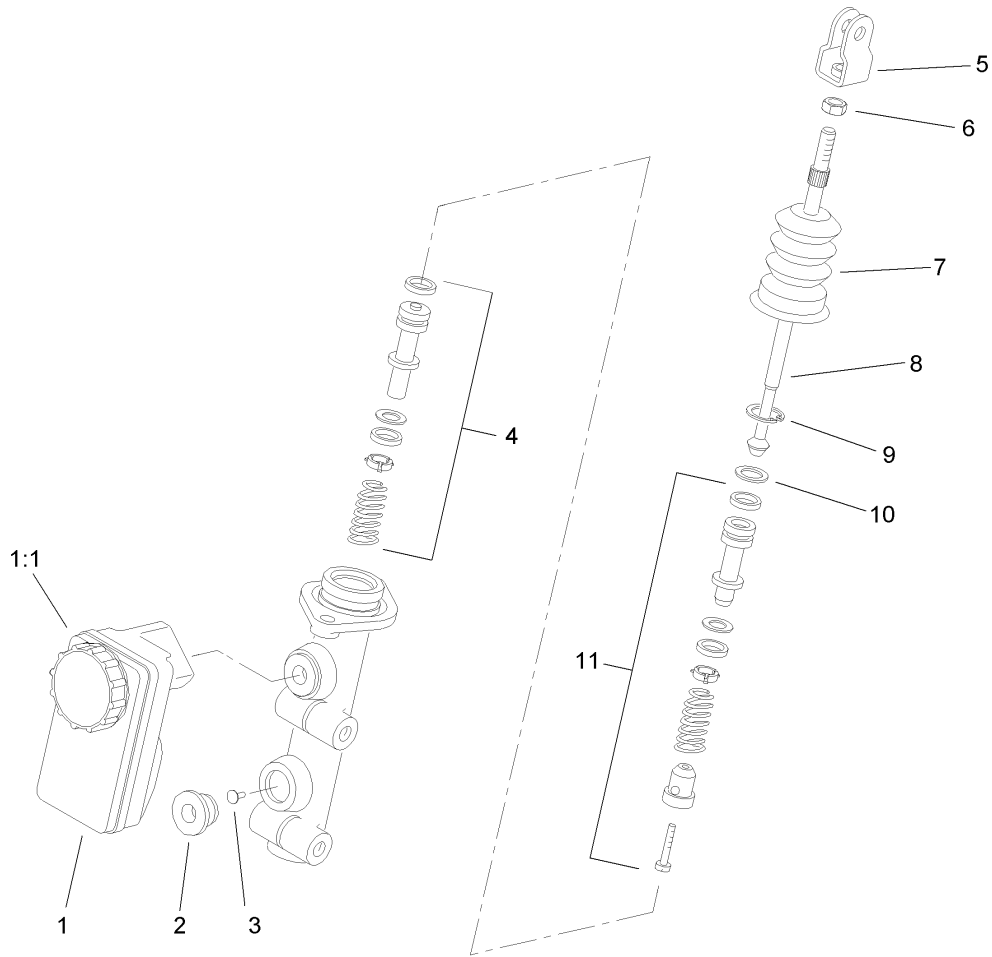
Ref	Part No.	Qty.	Description
25	104-8426	4	Spacer
26	33104-025	4	Screw-HHF



Brake and Accelerator Pedal Assembly

Ref	Part No.	Qty.	Description
1	100-8367-03	1	Accelerator-Lever
2	67-1450	1	Spring-Idler
3	100-8553-03	1	Brake-Lever
4	3296-2	2	Nut-Lock
8	32128-20	2	Nut-HF
9	104-8791-03	1	Plate-Pedal, Stop
12	32128-21	1	Nut-HF
13	100-8422-03	1	Pedal Bracket ASM
14	7-3900	1	Pad-Brake
15	100-6702	3	Stop-Lever, Pedal
16	3234-11	3	Screw-HHF
17	32153-3	1	Nut-Hex, Side Deform
18	93-8969-03	1	Pedal
19	322-5	1	Screw-HH
20	100-8554	2	Pin-Pivot
21	3290-250	1	Pin-Hair
22	98-2390	1	Clamp-R
23	94-3800	1	Master Cylinder ASM
24	283-42	1	Pin-Clevis
25	3234-5	2	Screw-HHF
26	99-8090	1	Magnet ASM
26:1	93-6601	1	Spring-Compression
27	32128-43	2	Nut-Flange
28	32128-33	2	Nut-HF

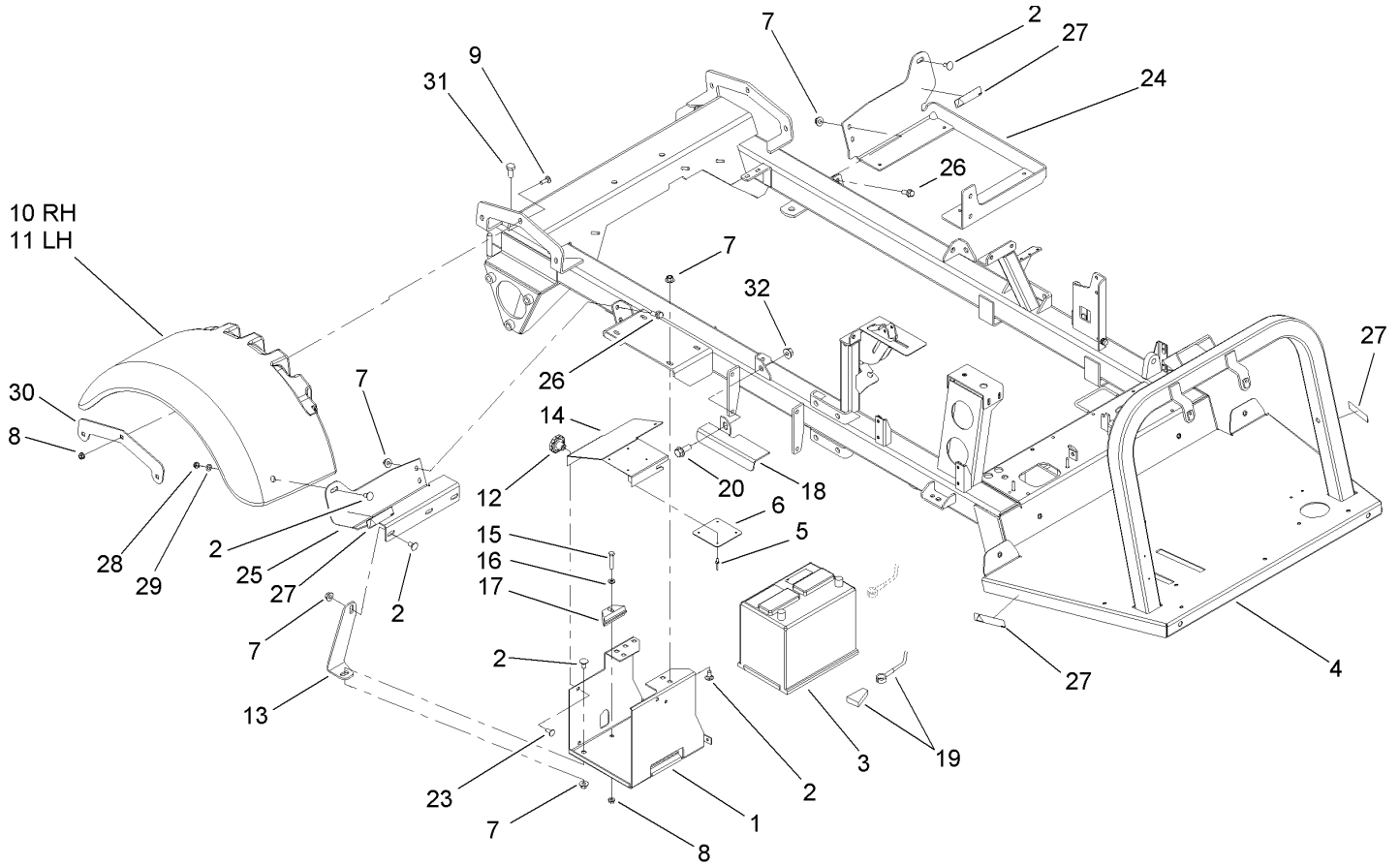
Ref	Part No.	Qty.	Description
30	100-8561	1	Plate-Spacer
31	100-8560	1	Bracket-Throttle
32	3274-81	2	Screw-HSH
34	3234-4	2	Screw-HHF
35	2412-134	2	R-Clamp
38	256-257	4	Bushing-Nyliner
41	283-66	1	Pin-Clevis
42	3272-1	1	Pin-Cotter
43	282-28	1	Clevis-Adjustable
44	3219-14	1	Nut-Hex
47	3234-17	1	Screw-HHF
49	3296-29	1	Nut-Lock, NI
50	3256-74	1	Washer-Flat



Master Cylinder Assembly No. 94-3800

Ref	Part No.	Qty.	Description
1	87-3040	1	Reservoir-Cylinder, Master
1:1	92-4112	1	Cap ASM
2	93-8971	2	Seal-Port, Flange
3	92-4103	1	Pin-Stop
4	92-4102	1	Secondary Piston ASM
5	92-4110	1	Clevis
6	21-0360	1	Nut-Hex
7	94-5209	1	Cover-Dust
8	94-5210	1	Rod-Push
9	92-4109	1	Ring-Snap
10	92-4108	1	Retainer-Washer
11	92-4101	1	Primary Piston ASM

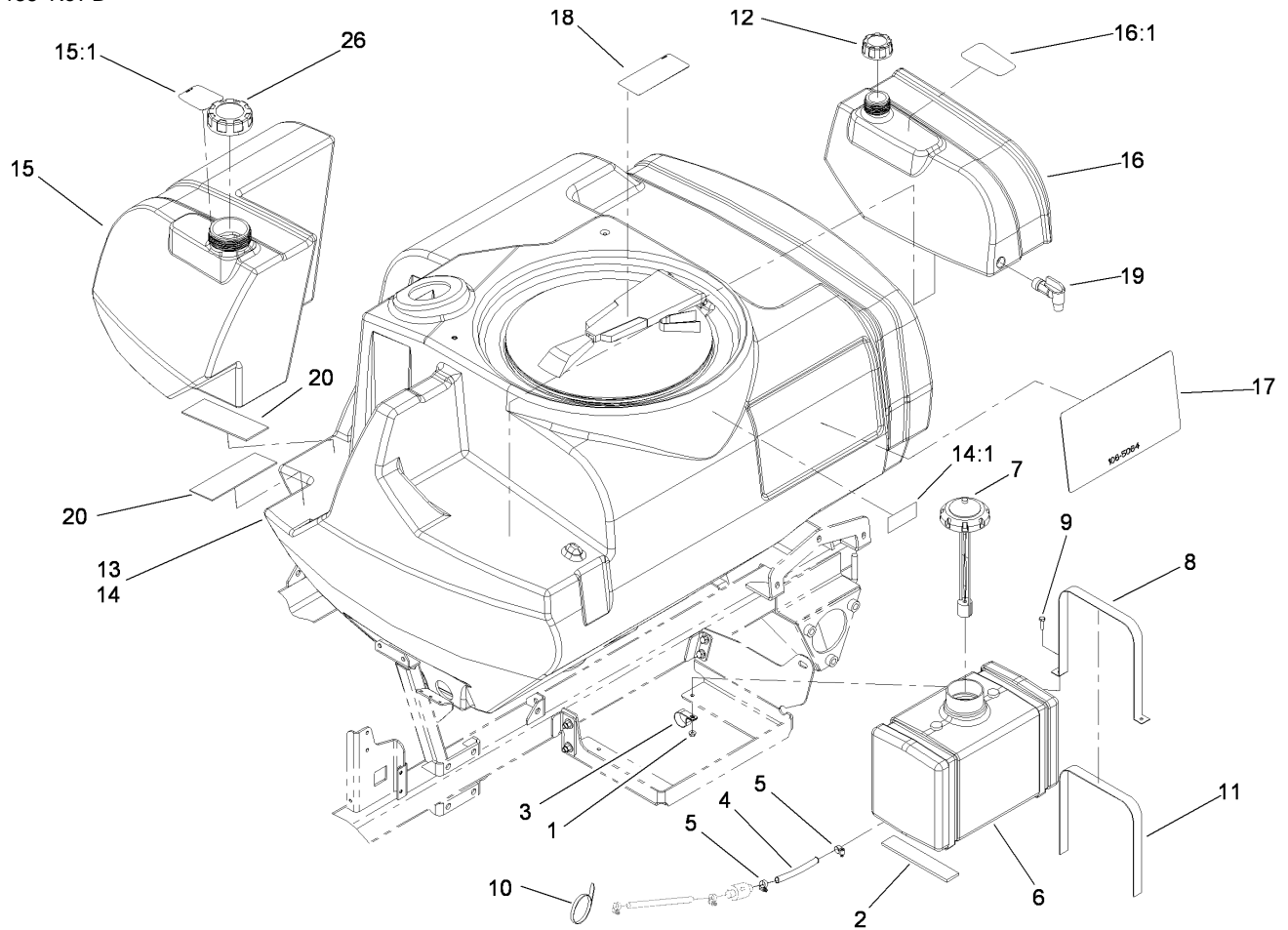
--	--	--	--



Rear Fender and Battery Mount Assembly

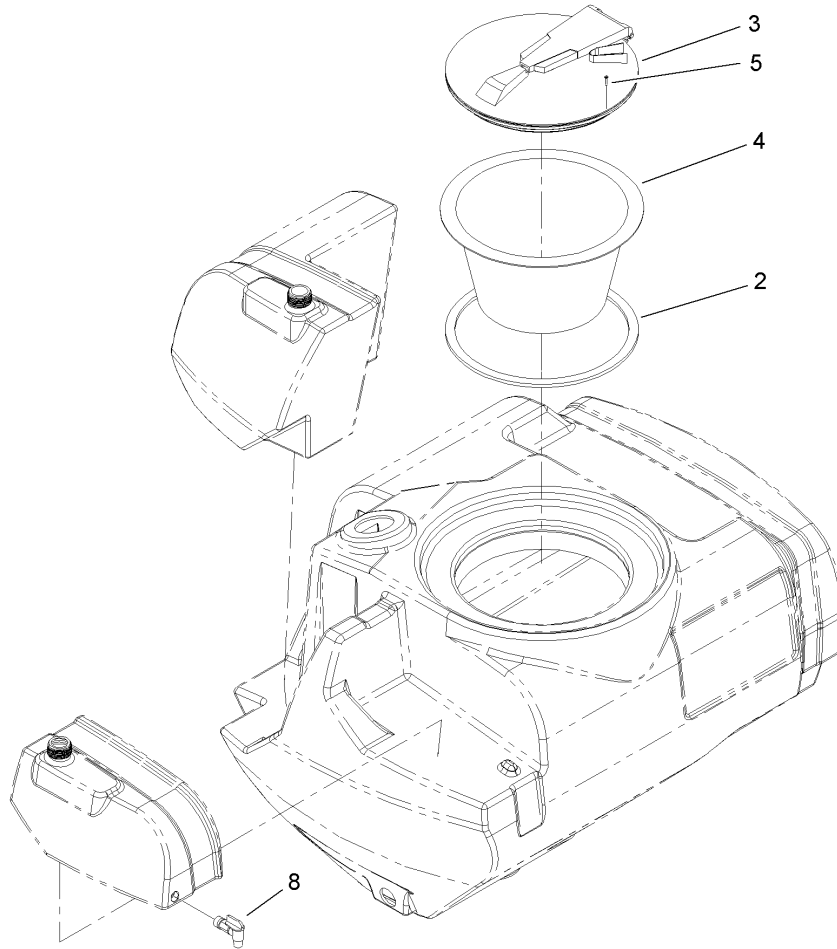
Ref	Part No.	Qty.	Description
1	87-5120-03	1	Bracket-Holder, Battery
2	3231-1	6	Screw-CARR
3	106-5187	1	Battery
4	108-3665-03	1	Frame-Main
5	3269-27	4	Rivet-Snap
6	87-7620	1	Shield-Terminal, Battery
7	32128-43	10	Nut-Flange
8	32128-20	7	Nut-HF
9	3230-2	6	Bolt-CARR
10	112-6806	1	Fender-RH
11	112-6805	1	Fender-LH
12	19-4050	2	Knob
13	100-8201-03	1	Support-Battery
14	87-5130-03	1	Cover-Battery
15	322-9	1	Screw-HH
16	3256-23	1	Washer-Flat
17	66-2490	1	Retainer-Battery
18	110-5243-03	1	Guard-Pump
19	108-9472	1	Cable-Battery, Positive
20	3234-32	1	Screw-HHF
23	3230-23	2	Screw-CARR
24	108-3664-03	1	Bracket-Mount
25	108-3659-03	1	Support-Fender
26	3234-11	6	Screw-HHF

Ref	Part No.	Qty.	Description
27	108-3252	4	Decal-Torque, Ce
28	3296-59	6	Nut-Lock, NI
29	3256-4	2	Washer-Flat
30	108-3656-03	2	Bracket-Fender
31	325-4	2	Screw-HH
32	32128-49	1	Nut-HHF



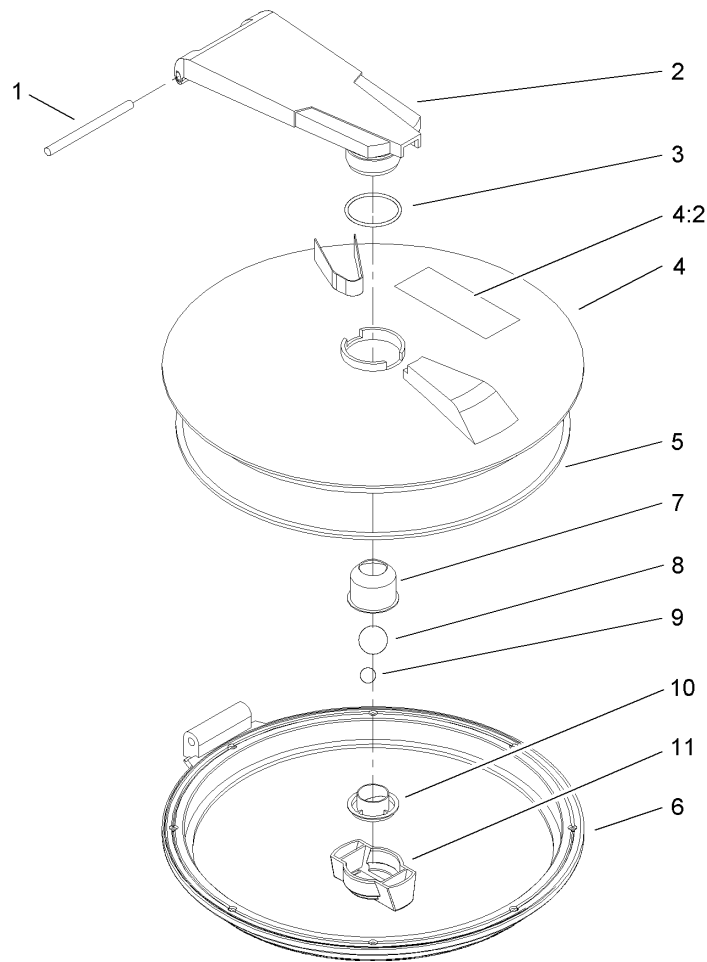
Fresh Water Tank Assembly

Ref	Part No.	Qty.	Description
1	32128-33	4	Nut-HF
2	100-8524	2	Strip-Foam
3	2412-126	1	R-Clamp
4	108-3682	1	Hose-Fuel
5	2412-108	2	Clamp-Worm
6	100-8294	1	Tank-Fuel
7	100-8386	1	Fuel Cap And Guage ASM
8	106-4867-03	2	Strip-Hold Down, Gas Tank
9	321-6	4	Screw-HH
10	3290-379	4	Tie-Cable
11	108-3378	2	Strap-Strip, Felt
12	106-5052	1	Cap-Water, Fresh
13		1	Main Tank ASM
14	112-7902	1	175 Gallon Tank ASM
14:1	106-1355	1	Decal-No Tank Entry
15	106-5046	1	20 Gallon Tank ASM
15:1	107-8640	1	Decal-Tank, Rinse
16	106-5047	1	5 Gallon Tank ASM
16:1	106-5051	1	Decal-Flush, Tank
17	106-5064	2	Decal-Profile, Low
18	93-0688	1	Decal-Warning, Chemical
19	106-4925	1	Spigot-90 DEG
20	107-8629	2	Pad-Rubber
26	107-8641	1	Cap-Water, Fresh



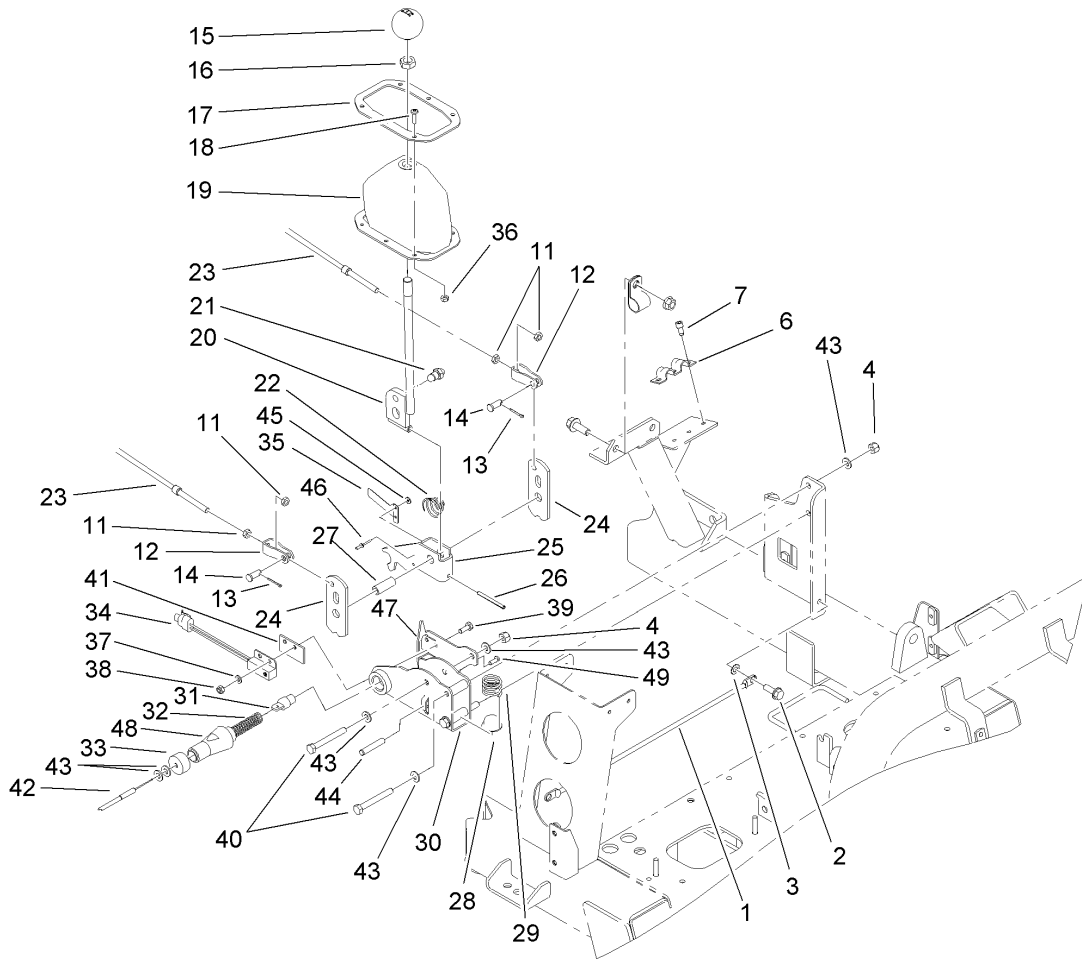
Main Tank Assembly

Ref	Part No.	Qty.	Description				
2	106-4991	1	Seal-Lid				
②3		1	Screw Type Tank Lid ASM				
4	104-9051	1	Basket-Strainer				
5	107-8635	8	Screw-PFH				
8	106-4925	1	Spigot-90 DEG				



Lid Assembly

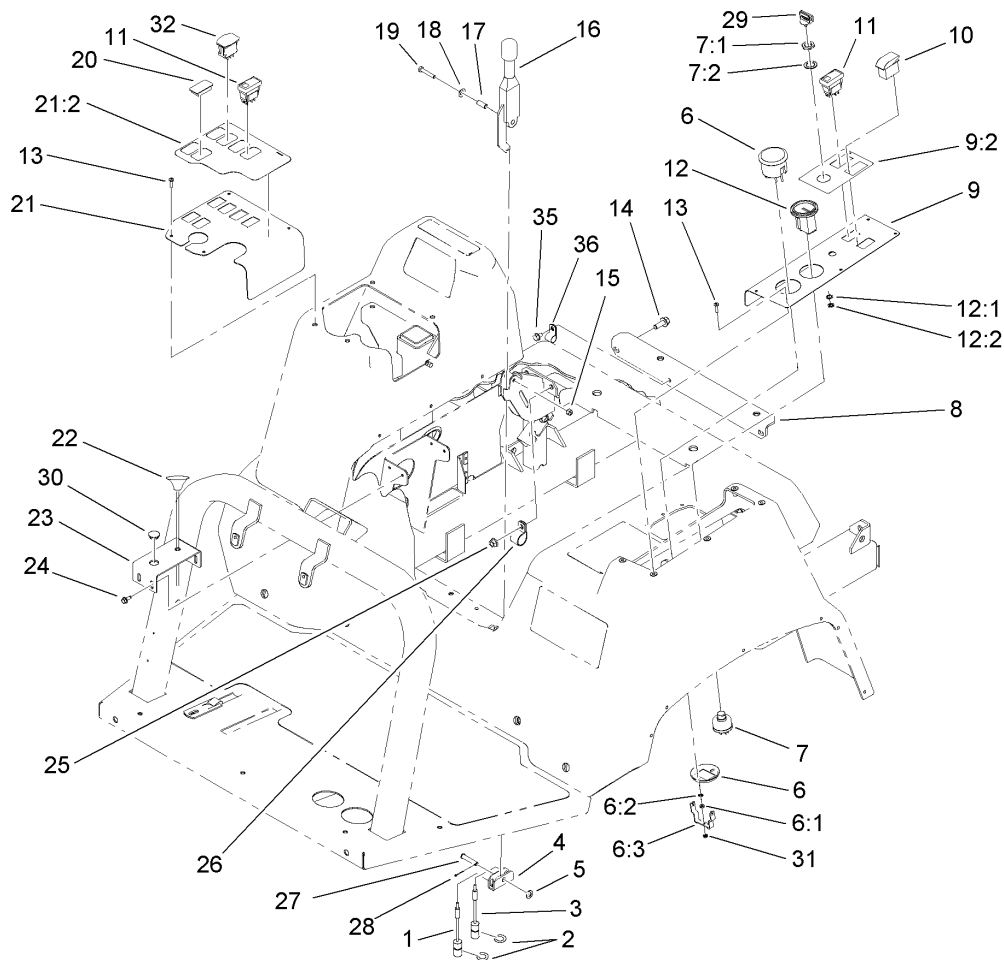
Ref	Part No.	Qty.	Description				
1	106-5000	1	Pin-Pivot				
2	106-5001	1	Arm				
3	106-5002	1	O-Ring				
4	106-1369	1	Lid				
4:2	93-0688	1	Decal-Warning, Chemical				
5	106-5004	1	Seal-Lid				
6	106-5005	1	Ring				
7	106-5006	1	Cup-Vent				
8	106-5007	1	Ball-Floating				
9	106-5008	1	Ball-Weight				
10	106-5009	1	Holder-Ball				
11	106-5010	1	Nut-Wing				



Shifter Assembly

Ref	Part No.	Qty.	Description
1	108-3698	1	Cable-Battery, Negative
2	32144-14	1	Screw-HWHTF
3	3255-8	1	Washer-Lock
4	3296-29	3	Nut-Lock, NI
6	87-4960	1	Clamp-Cable
7	65-5220	3	Screw-HSH, Thread Forming
11	3220-1	4	Nut-Jam
12	87-2310	2	Clevis-Cable
13	3272-6	2	Pin-Cotter
14	283-62	2	Pin-Clevis
15	87-6720	1	Knob-Shift
16	3218-18	1	Nut-Jam
17	87-3760-03	1	Plate-Boot, Shift
18	3250-13	6	Screw-PPH
19	87-8620	1	Shift Boot ASM
20	87-2040	1	Shift Lever ASM
21	87-3650	1	Pin-Shift
22	87-2900	1	Spring-Compression
23	100-8359	2	Cable-Shift
24	87-3540	2	Link-Shift
25	108-3565	1	Bracket-Shifter
26	32121-48	1	Pin-Spring
27	108-3570	3	Tube-Shifter
28	87-3530	1	Button-Shifter

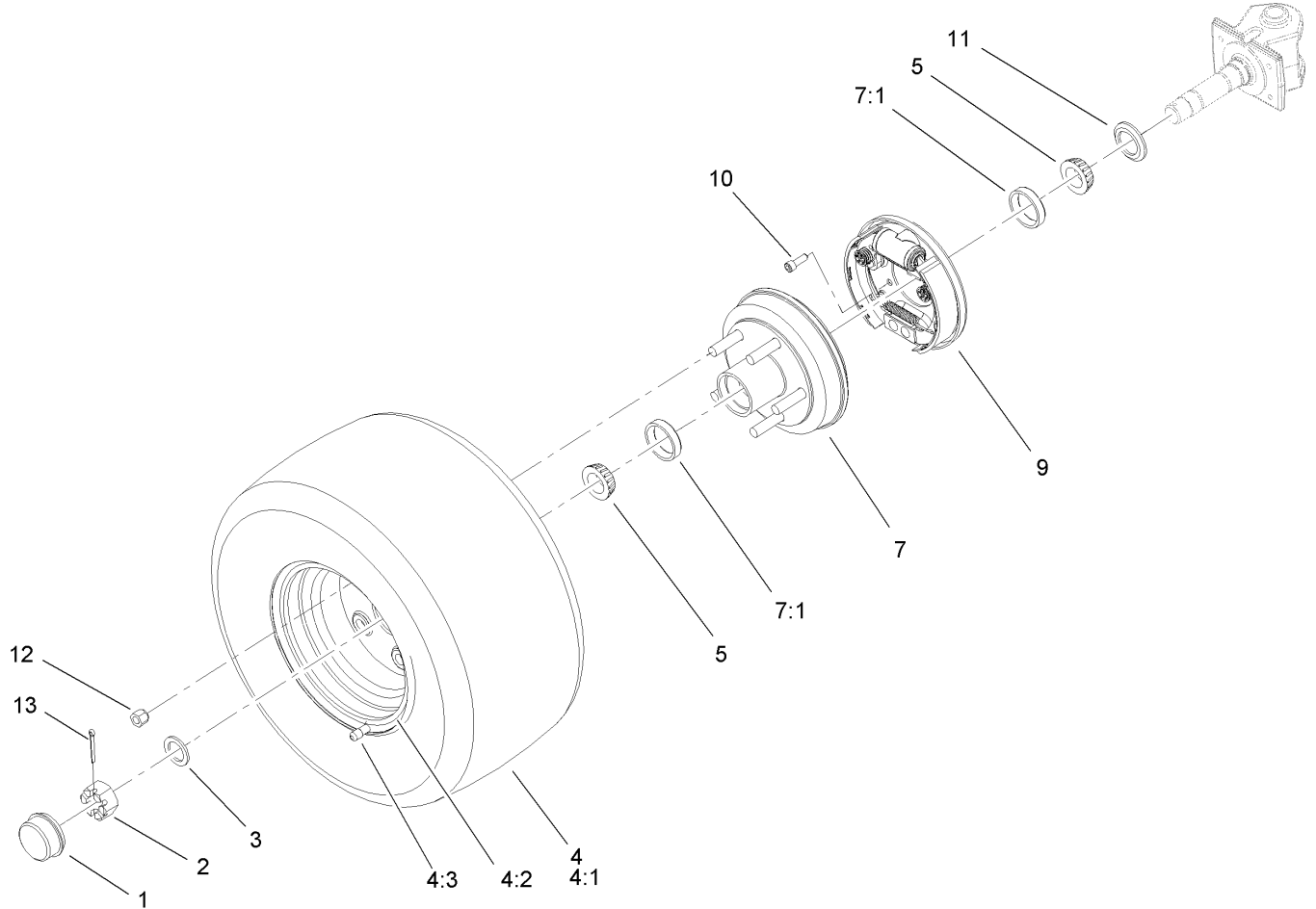
Ref	Part No.	Qty.	Description
29	87-3660	1	Spring-Compression
30	110-5106	1	Clevis
31	108-3558	1	Pin-Retracting
32	108-3557	1	Spring
33	108-3564	1	Cap-Spring
34	105-0023	1	Switch-Proximity
35	110-5125	1	Flag-Sensor, Proximity
36	3296-2	6	Nut-Lock
37	33093-00	2	Washer-Flat
38	33023-00	2	Nut-Lock
39	33113-016	2	Screw-HH
40	322-12	3	Screw-HH
41	110-5102	1	Spacer-Insulator
42	108-3553	1	Shift Lock Cable ASM
43	3256-74	8	Washer-Flat
44	3290-507	1	Pin-Dowel
45	5-1254	2	Washer
46	3290-55	2	Rivet-Pop
47	110-5101	1	Bracket-Mount, Switch
48	110-5103	1	Tube-Shifter
49	3250-12	1	Screw-PPH



Parking Brake and Console Assembly

Ref	Part No.	Qty.	Description
1	87-8240	1	Cable-Brake
2	32120-47	2	Ring-Retaining, External
3	100-8261	1	Cable-Park Brake, RH
4	87-3480	1	Bracket-Equalizer, Cable
5	3256-23	1	Washer-Flat
6	98-2160	1	Voltmeter
6:1	3217-27	1	Nut-Hex
6:2	3255-25	1	Washer-Lock
6:3	78-0080	1	Clamp-Mounting
7	83-0020	1	Switch-Ignition
7:1	218-461	1	Nut-HH
7:2	3254-5	1	Washer-Tooth
8	106-4859-03	1	Bracket-Seatbox
9	100-8452	1	Vehicle Control Panel ASM
9:2	100-8470	1	Decal-Controls
10	100-8469	1	Switch-Rocker
11	104-9007	2	Switch-Rocker
12	66-2950	1	Gauge-Hourmeter
12:1	3255-20	2	Washer-Lock
12:2	3217-25	2	Nut-Hex
13	3250-25	9	Screw-PPH
14	3234-11	2	Screw-HHF
15	3296-42	1	Nut-Lock, NI
16	87-2710	1	Lever-Brake

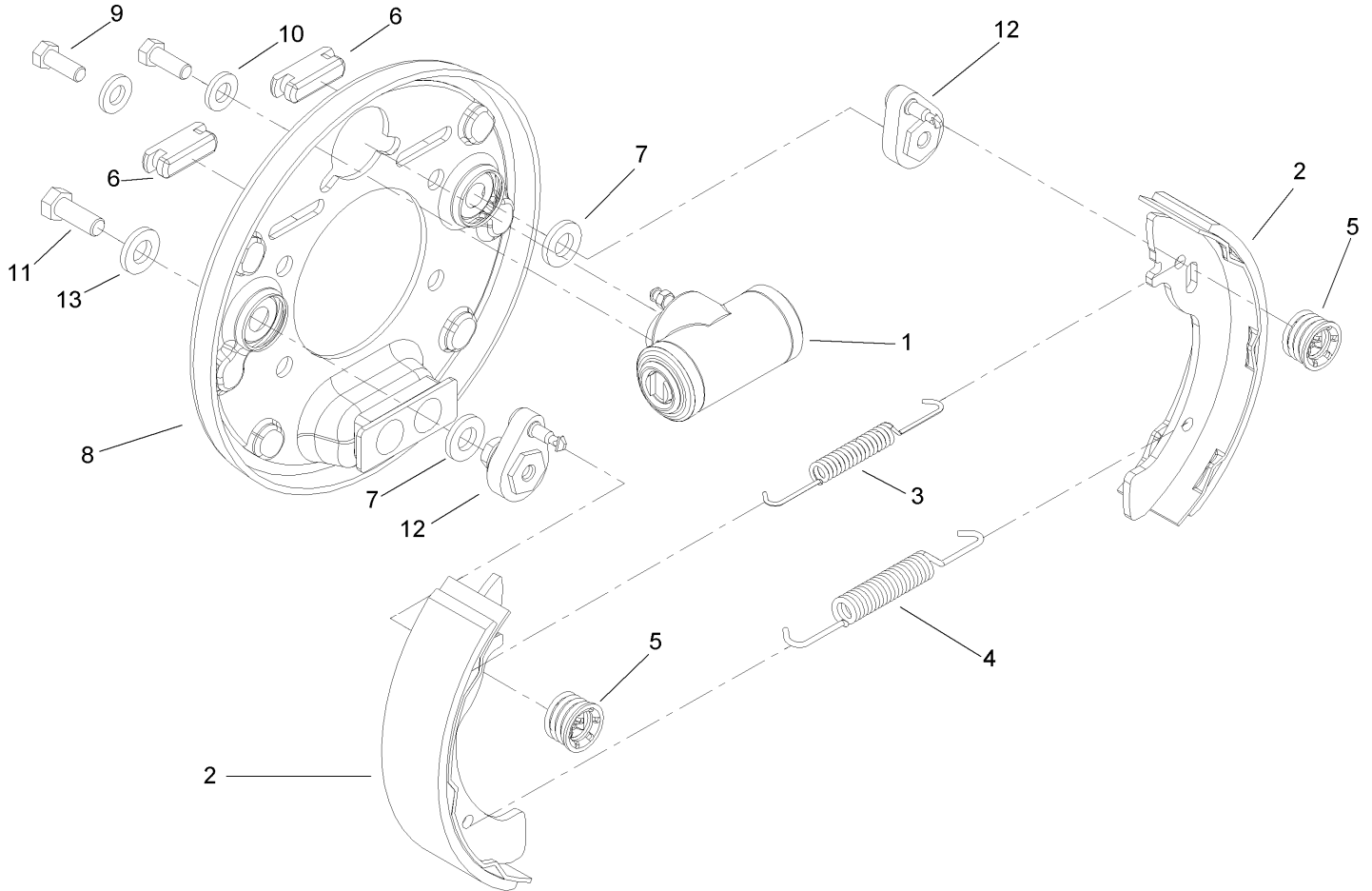
Ref	Part No.	Qty.	Description
17	87-4710	1	Spacer-Brake, Parking
18	3290-477	1	Washer-Curved
19	321-9	1	Screw-HH
20	99-7420	3	Plug-Hole
21	104-8866	1	Spray Control Panel ASM
21:2	104-8749	1	Decal-Control, Spray
22	41697	1	Choke-Control
23	100-8385-03	1	Bracket-Speed, Throttle
24	32144-10	4	Screw-HWH
25	32128-21	2	Nut-HF
26	2412-39	2	R-Clamp
27	94-3829	1	Pin-Clevis
28	3272-6	1	Pin-Cotter
29	63-8360	2	Key-Ignition
30	93-0830	1	Plug-Hole
31	32149-9	2	Nut-Keps
32	100-1535	2	Switch
35	32144-70	1	Screw-HWHTF
36	2412-39	1	R-Clamp



Front Wheel Assembly

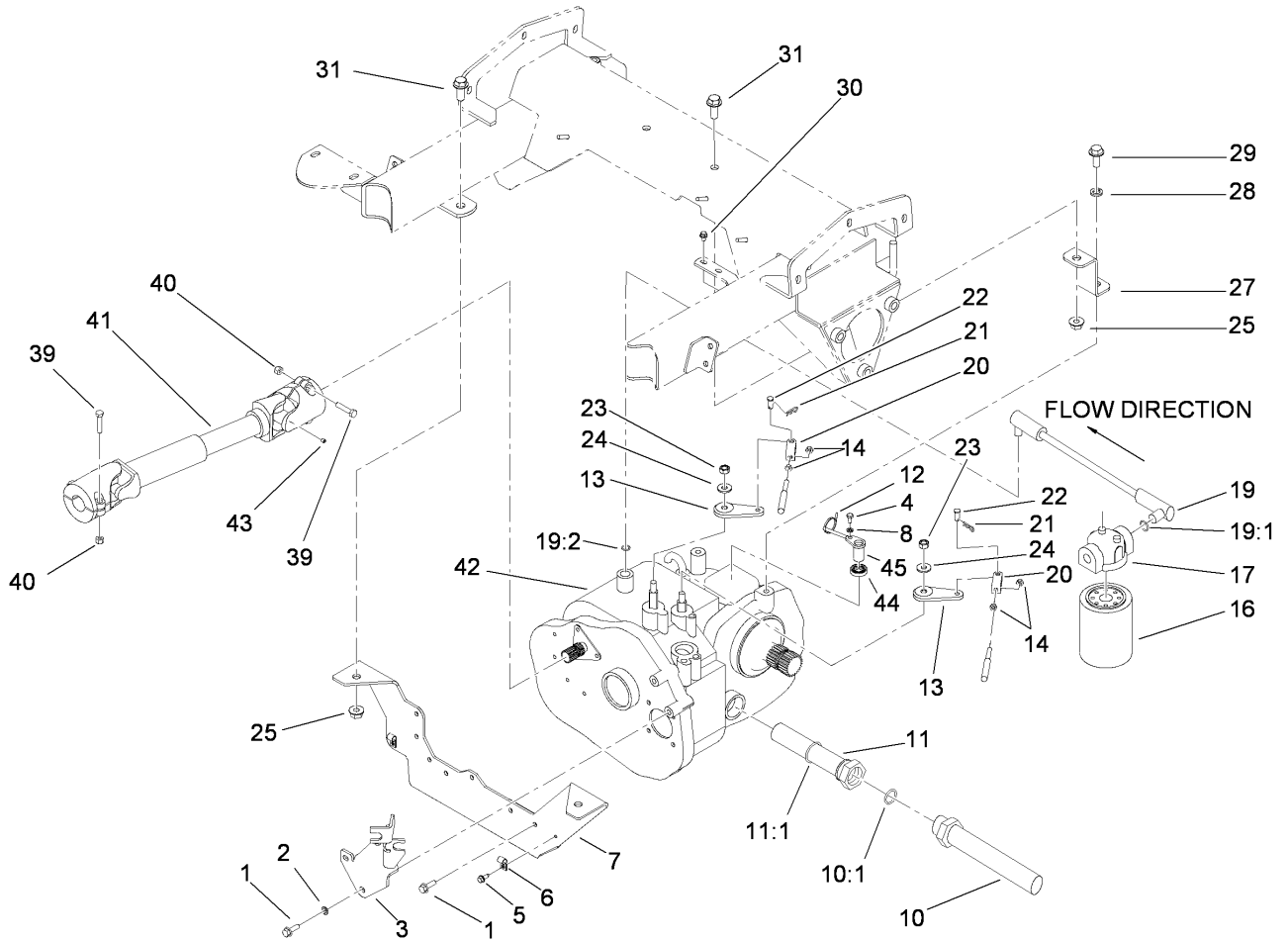
Ref	Part No.	Qty.	Description
1	241-119	2	Cap-Dust
2	1-809082	2	Nut-SHH
3	27-1850	2	Washer-Pivot
4	110-5135	2	Front Tire And Wheel ASM
4:1	110-5133	1	Tire
4:2	241-121	1	Wheel ASM
4:3	232-27	1	Stem-Valve
5	254-92	4	Cone-Bearing, Outer
7	100-8287	2	Hub/Drum-Front
7:1	254-72	2	Bearing-Cup, Tapered
9	100-8285	2	Front Brake ASM
10	3273-14	8	Screw-HSH
11	253-129	2	Seal
12	321077	10	Nut-Wheel
13	3272-13	2	Pin-Cotter

--	--	--	--



Front Brake Assembly No. 100-8285

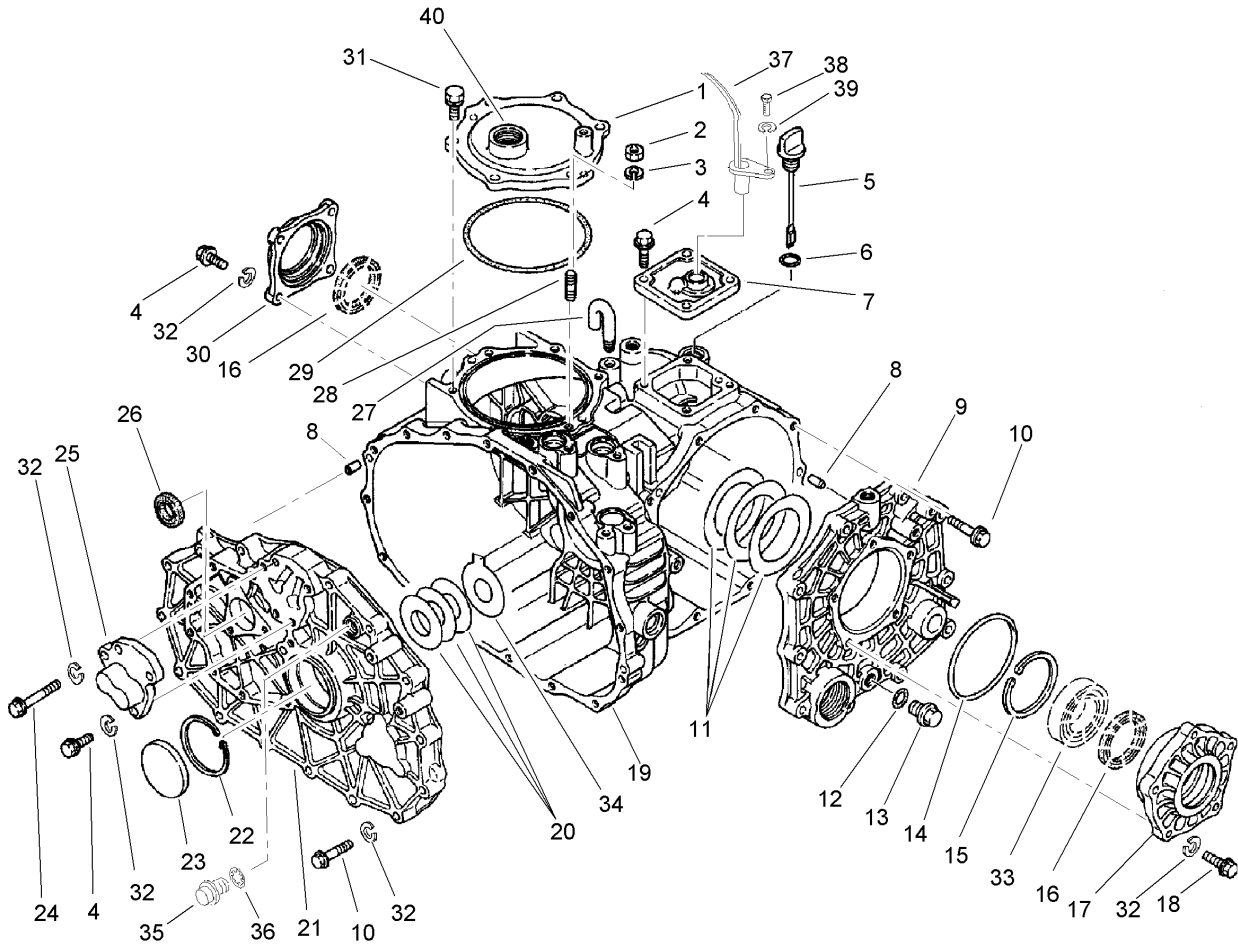
Ref	Part No.	Qty.	Description
1	100-8580	1	Wheel Cylinder ASM
2	100-8587	1	Shoe Set
3	100-8581	1	Spring-Upper
4	100-8582	1	Spring-Lower
5	100-8583	2	Shoe Hold Down Spring ASM
6	100-8584	2	Cover-Dust
7	100-8585	2	Washer-Bellville
8	100-8586	1	Backing Plate ASM
9	33103-012	2	Screw-HHF
10	3253-3	2	Washer-Lock
11	329-2	2	Screw-HH
12	100-8588	2	Adjuster Lever ASM
13	3256-1	2	Washer-Flat



Transaxle Installation Assembly

Ref	Part No.	Qty.	Description
1	33104-025	10	Screw-HHF
2	3253-4	10	Washer-Lock
3	107-8749-03	1	Bracket-Cable
4	33113-012	1	Screw-HH
5	32144-10	2	Screw-HWH
6	2412-89	2	Clamp
7	100-8531-03	1	Transaxle-Mount
8	48-8020	1	Washer-Spring
10	100-8250	1	Hose-Suction
10:1	237-81	1	O-Ring
11	87-3990	1	Strainer-Transaxle
11:1	237-123	1	O-Ring
12	3290-379	4	Tie-Cable
13	87-7960	2	Lever-Shift
14	3220-1	4	Nut-Jam
16	54-0110	1	Filter-Oil, Transmission
17	87-8780	1	Head-Filter
19	100-8254	1	Hose-Return, Axle
19:1	237-79	1	O-Ring
19:2	237-42	1	O-Ring
20	87-2310	2	Clevis-Cable
21	3290-307	2	Pin-Hair
22	283-62	2	Pin-Clevis
23	48-9520	2	Nut

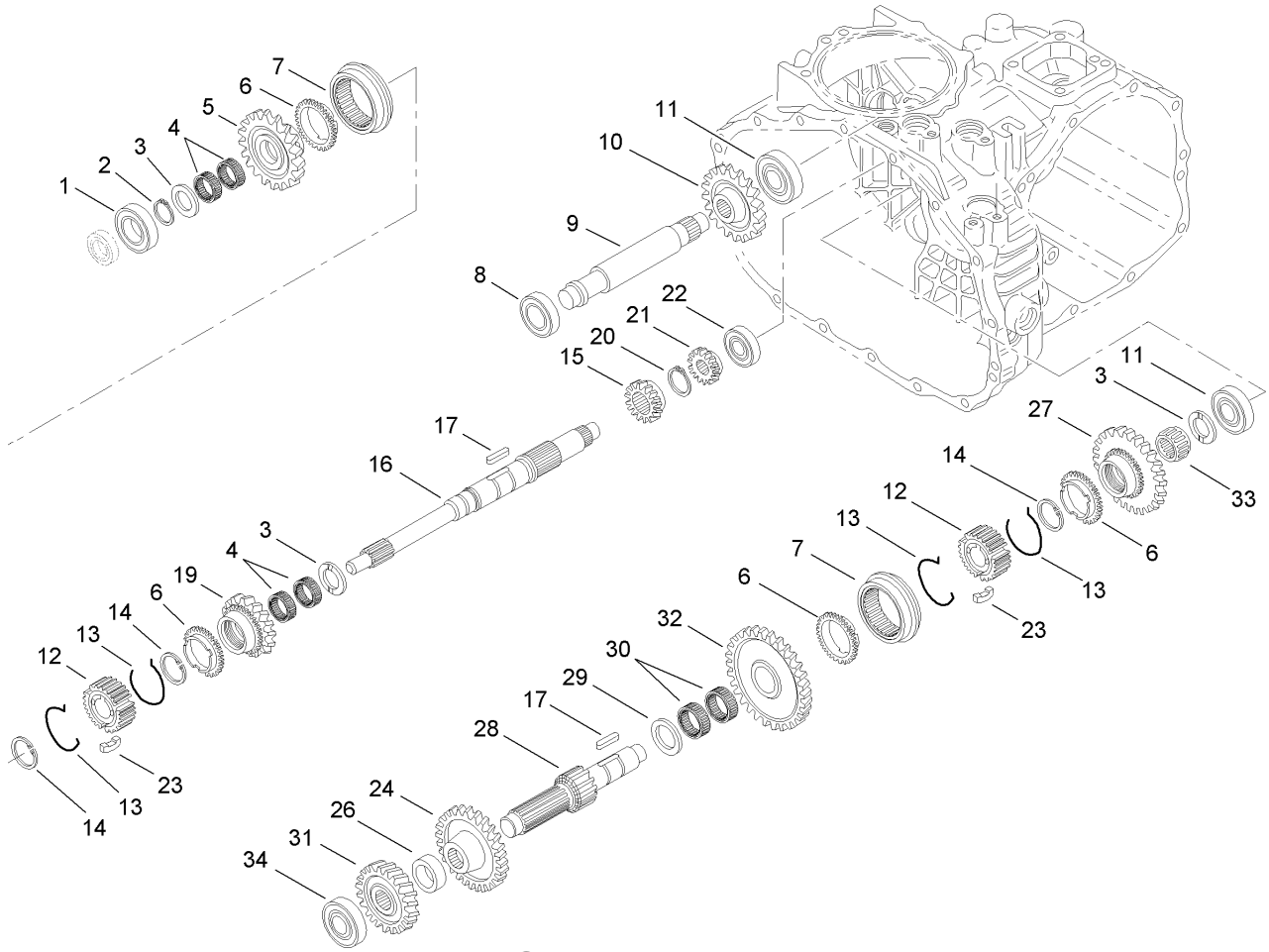
Ref	Part No.	Qty.	Description
24	80-6990	2	Washer-Hardened
25	99-5107	4	Nut-Lock
27	100-8220-03	2	Strap-Mount, Transaxle
28	3253-7	2	Washer-Lock
29	33106-030	2	Screw-HHF
30	3234-33	2	Screw-HHF
31	3234-38	4	Screw-HHF
39	322-7	4	Screw-HH
40	3296-29	4	Nut-Lock, NI
41	100-8293	1	Shaft-Drive, Input
42	104-9078	1	Transaxle
43	3245-32	1	Screw-HSH
44	92-3735	1	Seal-Oil, Sensor
45	85-4350	1	Sensor-Geartooth



Case Assembly Transaxle Assembly No. 104-9078

Ref	Part No.	Qty.	Description
1	100-8595	1	Cover-PTO
2	48-7930	1	Nut
3	92-0762	1	Washer-Spring
4	33114-025	11	Screw-HH
5	92-0662	1	Cap-Oil
6	92-0788	1	O-Ring
7	92-3736	1	Cover ASM
8	92-0765	4	Pin-Parallel
9	92-0653	1	Cover-Side
10	33114-040	25	Screw-HH
11	92-0809	1	Set-Shim
12	92-0787	1	O-Ring
13	92-0773	1	Plug-Drain
14	92-0789	1	O-Ring
15	92-0760	1	Ring-Snap
16	92-0793	2	Seal-Oil
17	92-0654	1	Carrier-Differential
18	48-7730	5	Screw-HH
19	92-0651	1	Case-Transmission
20	100-4460	1	Shim-Set
21	100-4461	1	Plate-Center
22	92-0759	1	Ring-Snap
23	92-0807	1	Cap-Sealing
24	48-7560	1	Bolt-HH

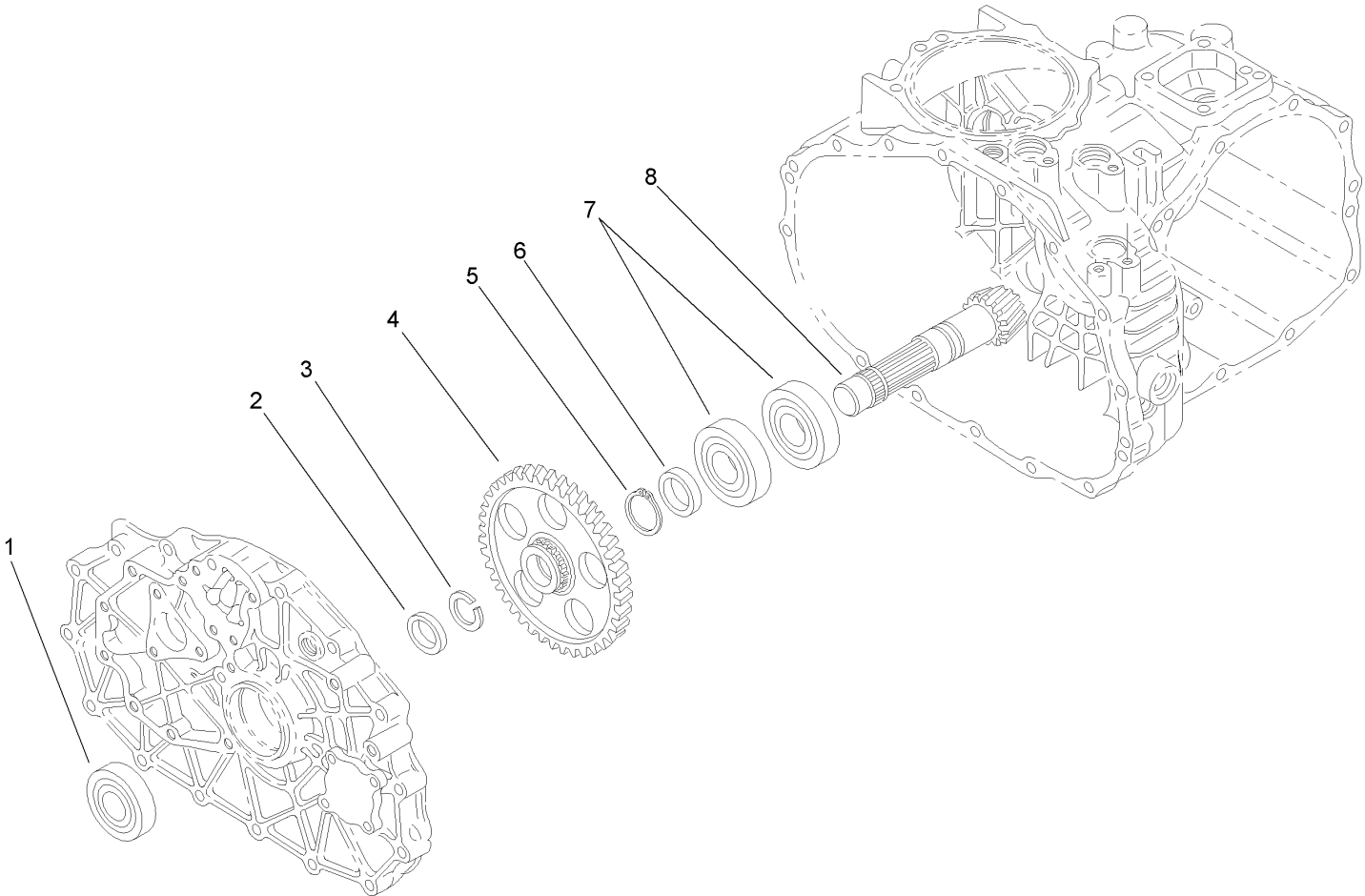
Ref	Part No.	Qty.	Description
25	92-0706	1	Shaft-Fork
26	92-0791	1	Seal-Oil
27	92-0743	1	Breather-Air
28	92-0804	1	Stud
29	92-0790	1	O-Ring
30	92-0655	1	Cover-Seal, Axle
31	92-0796	5	Bolt
32	3253-4	42	Washer-Lock
33	92-0775	2	Bearing
34	100-4465	1	Shim (W/Tab)
35	100-6924	1	Plug
36	100-6925	1	Packing
37	85-4350	1	Sensor-Gear tooth
38	48-7610	1	Screw
39	48-8020	1	Washer-Spring
40	110-5196	2	Plug-Transaxle
●99	100-6928	1	Bolt
●99	100-8594	1	Cover-Shaft, Input



Gear Shaft Assembly Transaxle Assembly No. 104-9078

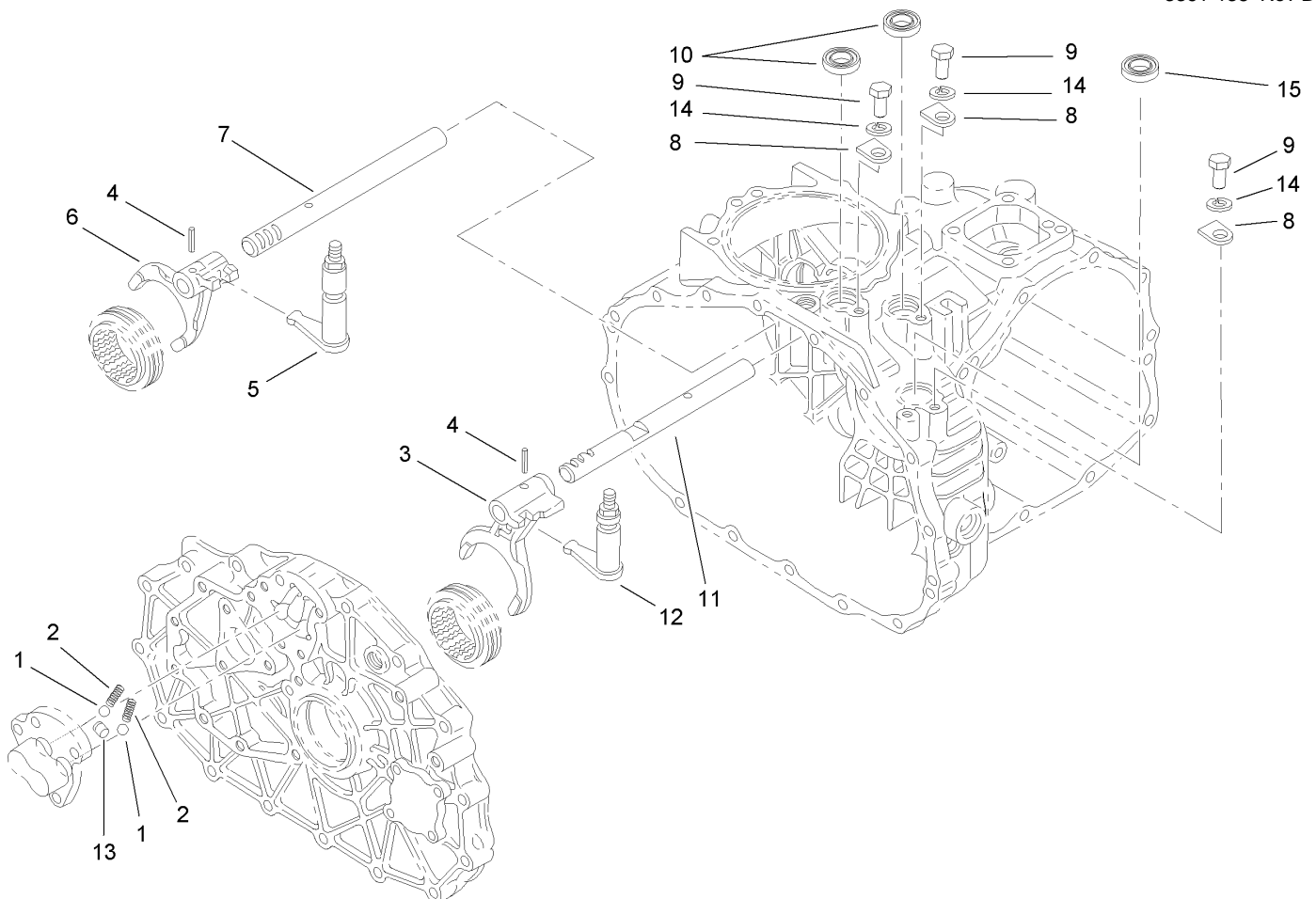
Ref	Part No.	Qty.	Description
1	251-8	1	Bearing-Ball
2	92-0753	1	Ring-Snap
3	92-0740	3	Washer-Thrust
4	92-0781	4	Bearing-Needle
5	108-3694	1	Gear-Main, 36T
6	92-0667	3	Ring-Synchro
7	92-0668	2	Shifter-Synchro
8	251-346	2	Bearing-Ball
9	100-8602	1	Shaft-Idler, Reverse
10	92-0684	1	Gear-Reverse, 33 Tooth
11	92-0778	2	Bearing
12	92-0664	2	Hub-Synchro
13	92-0666	4	Spring-Synchro
14	92-0763	3	Ring-Snap
15	100-8598	1	Gear-Main, 20 Tooth
16	100-8596	1	Shaft-Main
17	92-0772	2	Key
19	108-3695	1	Gear-Main, 22T
20	92-0754	1	Ring-Snap
21	92-0673	1	Gear-Main, 14 Tooth
22	92-0650	1	Bearing
23	92-0665	6	Key-Synchro
24	92-0676	1	Gear-Reduction, 32 Tooth
26	100-8601	1	Collar

Ref	Part No.	Qty.	Description
27	92-0819	1	Gear-Reduction, 40 Tooth
28	92-0674	1	Shaft-Reduction
29	92-0682	1	Washer-Thrust
30	92-0681	2	Bearing-Needle
31	100-8599	1	Gear-Red, 25 Tooth
32	108-3697	1	Gear-Reduction, 47T
33	92-0782	1	Bearing-Needle
34	105-7985	1	Bearing



Countershaft Assembly Transaxle Assembly No. 104-9078

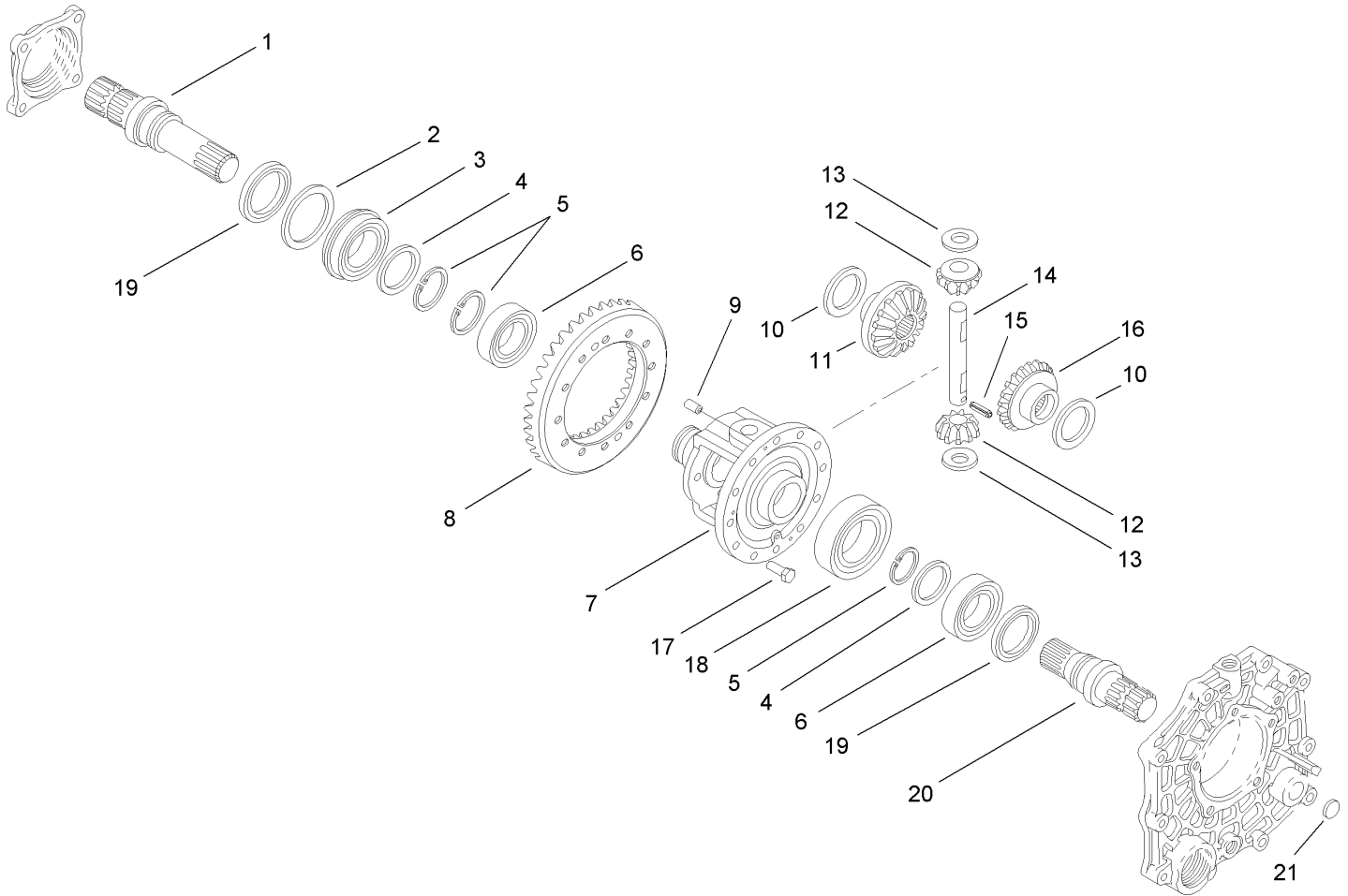
Ref	Part No.	Qty.	Description
1	92-0712	1	Bearing-Ball
2	92-0716	1	Collar
3	92-0764	1	Ring-Snap
4	100-8603	1	Gear-Count
5	92-0755	1	Ring-Snap
6	92-0713	1	Collar
7	92-0714	2	Bearing
8	92-0710	1	Gear-Ring



Shift Fork Assembly Transaxle Assembly No. 104-9078

Ref	Part No.	Qty.	Description
1	92-0785	3	Ball-Steel
2	92-0731	3	Spring
3	92-0700	1	Fork-Shift
4	92-0769	2	Pin-Roll
5	92-0817	1	Arm-Shift
6	92-0701	1	Fork-Shift
7	92-0699	1	Shaft-Fork
8	92-0732	3	Plate-Keeper
9	33114-016	3	Screw-HH
10	92-0729	3	Seal-Oil
11	92-0698	1	Shaft-Fork
12	92-0816	1	Arm-Shift
13	92-0705	1	Lock-Spindle
14	3253-4	3	Washer-Lock
15	100-6927	1	Cap-Sealing

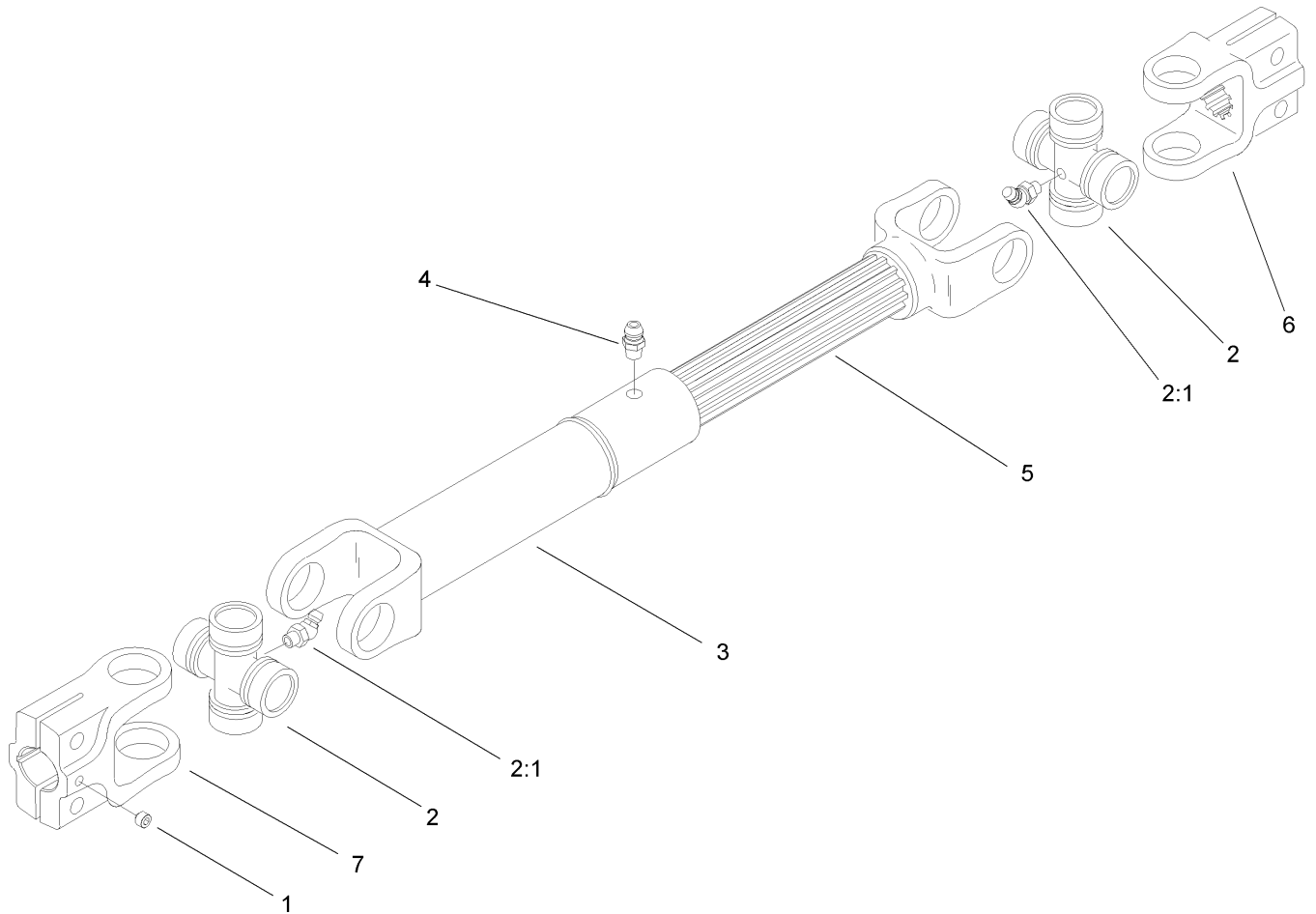
--	--	--	--	--



Differential Gear Assembly Transaxle Assembly No. 104-9078

Ref	Part No.	Qty.	Description
1	92-0726	1	Shaft-Axle, Right
2	92-0728	1	Washer
3	92-0780	1	Bearing
4	92-0727	2	Washer
5	92-0756	3	Ring-Snap
6	92-0775	2	Bearing
7	92-0720	1	Case-Differential
8	92-0710	1	Ring Gear ASM (Incl. Counter Shaft)
9	92-0765	2	Pin-Parallel
10	92-0747	2	Side-Gear, Left Inner
11	92-0746	1	Gear-Side, RH
12	92-0748	2	Pinion-Differential
13	92-0750	2	Washer
14	92-0749	1	Shaft-Pinion
15	92-0768	2	Pin-Roll, Spring
16	92-0745	1	Gear-Side, LH
17	92-0803	12	Bolt
18	92-0776	1	Bearing
19	92-0793	2	Seal-Oil
20	92-0725	1	Shaft-Axle, Left
21	100-6926	1	Cap-Sealing

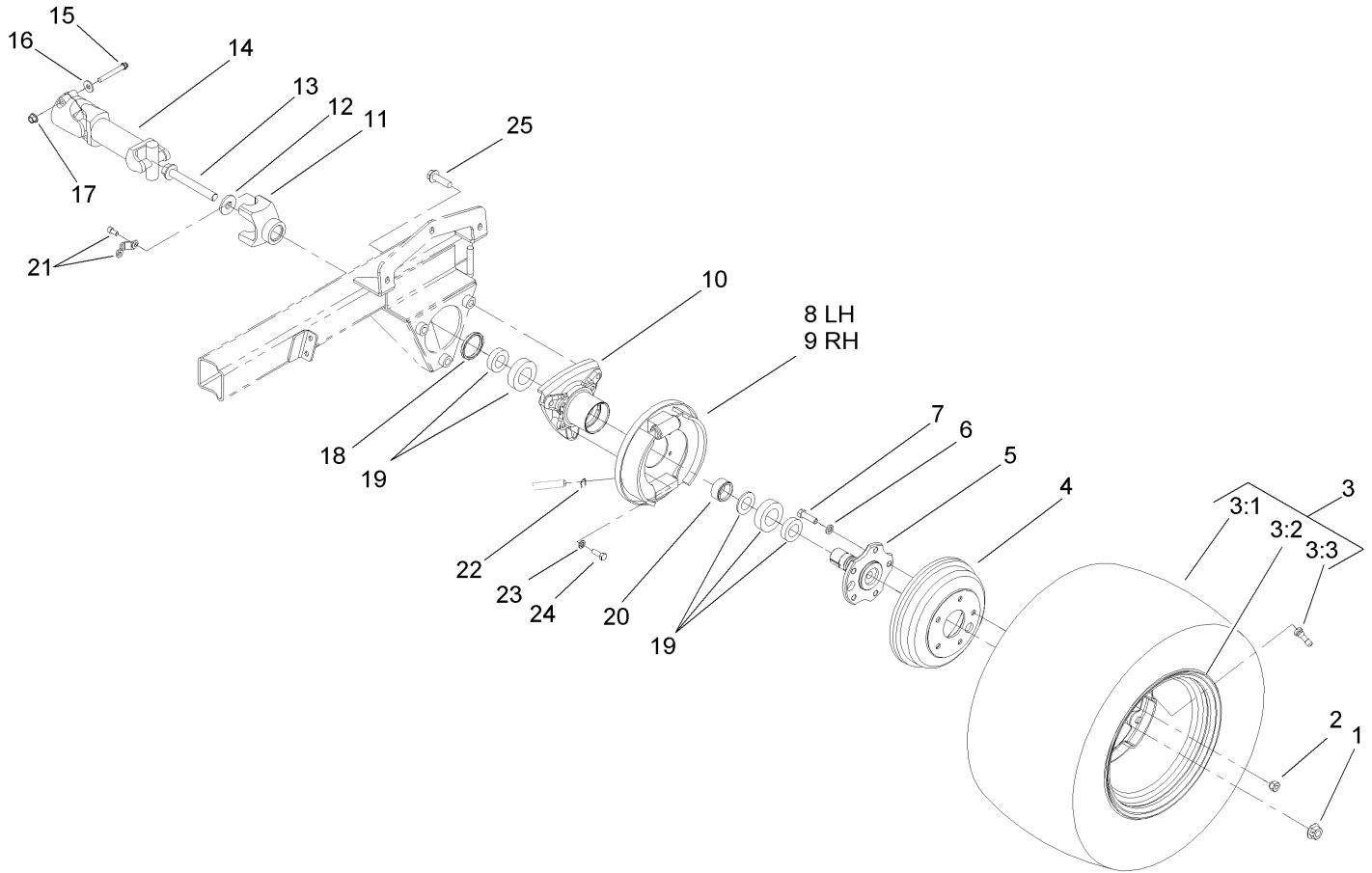
--	--	--	--



Drive Shaft Assembly No. 100-8293

Ref	Part No.	Qty.	Description
1	3245-32	1	Screw-HSH
2	54-9180	2	U-Joint Kit
2:1	62-3820	1	Fitting-Grease
3	100-8631	1	Yoke-Tube And Slip Sleeve
4	302-56	1	Fitting-Grease
5	100-8634	1	Yoke And Shaft
6	100-8632	1	Yoke-Splined
7	100-8633	1	Yoke-Keyed

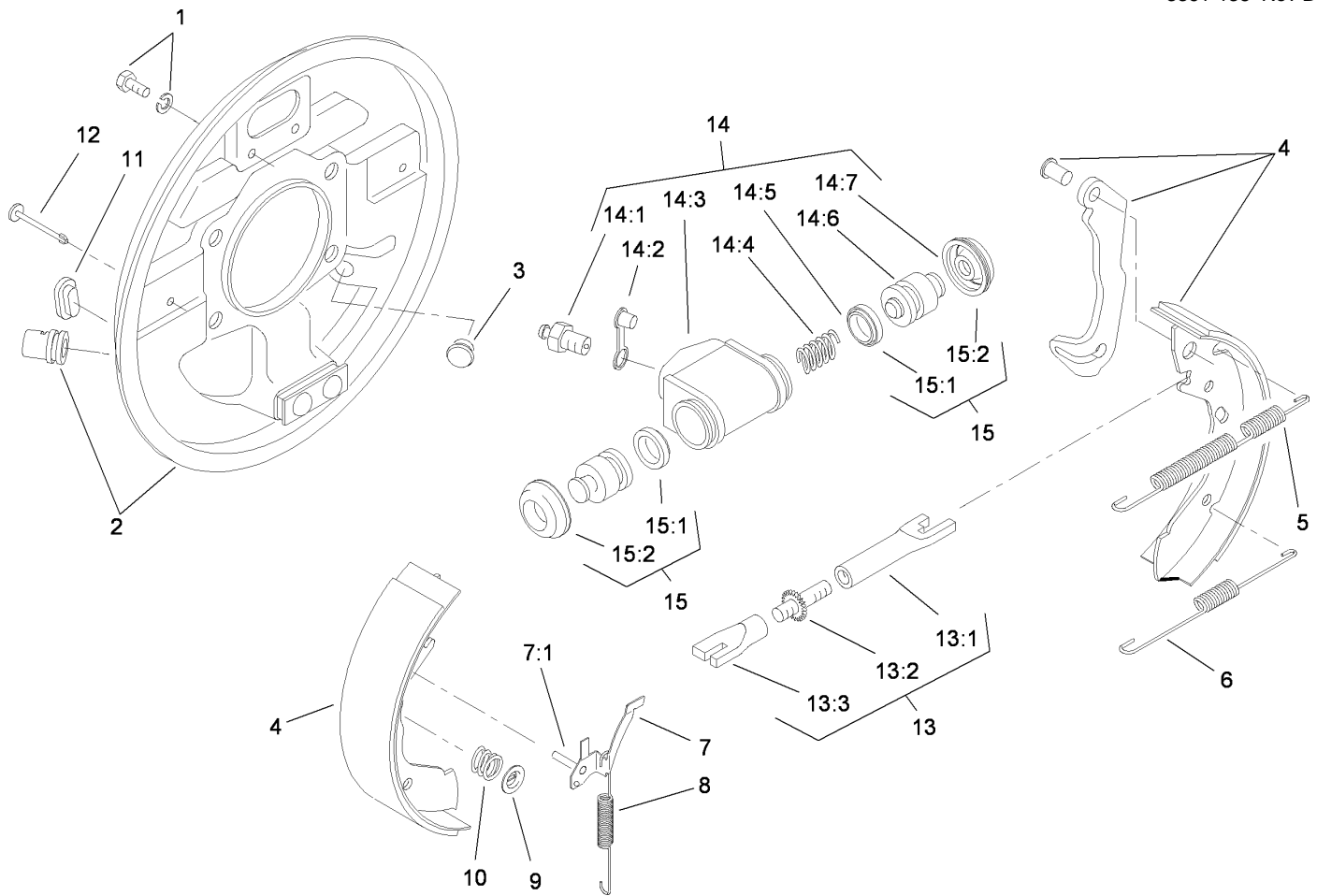
Ref	Part No.	Qty.	Description



Rear Wheel and Brake Assembly

Ref	Part No.	Qty.	Description
1	105-1764	2	Nut-Flange, Side Lock
2	321077	10	Nut-Wheel
3	110-5134	2	Rear Tire And Wheel ASM
3:1	110-5132	1	Tire-Rear
3:2	87-6750	1	Wheel
3:3	232-27	1	Stem-Valve
4	93-7128	2	Drum-Brake
5	105-1717-03	2	Axle-Stub
6	3253-6	10	Washer-Lock
7	87-2080	10	Bolt-Hex, TAP
8	112-7961	1	LH Rear Brake ASM
9	112-7962	1	RH Rear Brake ASM
10	87-2240	2	Housing-Axle
11	92-4190	2	Yoke
12	104-9216	2	Washer-Hardened
13	105-1763	2	Screw-HHF
14	98-2918	2	Driveshaft ASM
15	98-2939	4	Screw-Cap
16	80-6990	4	Washer-Hardened
17	32128-36	4	Nut-HF
18	87-3590	2	Seal-Bearing
19	87-1970	2	Bearing
20	87-4060	2	Spacer-Bearing, Wheel
21	92-4189	2	Strap Kit

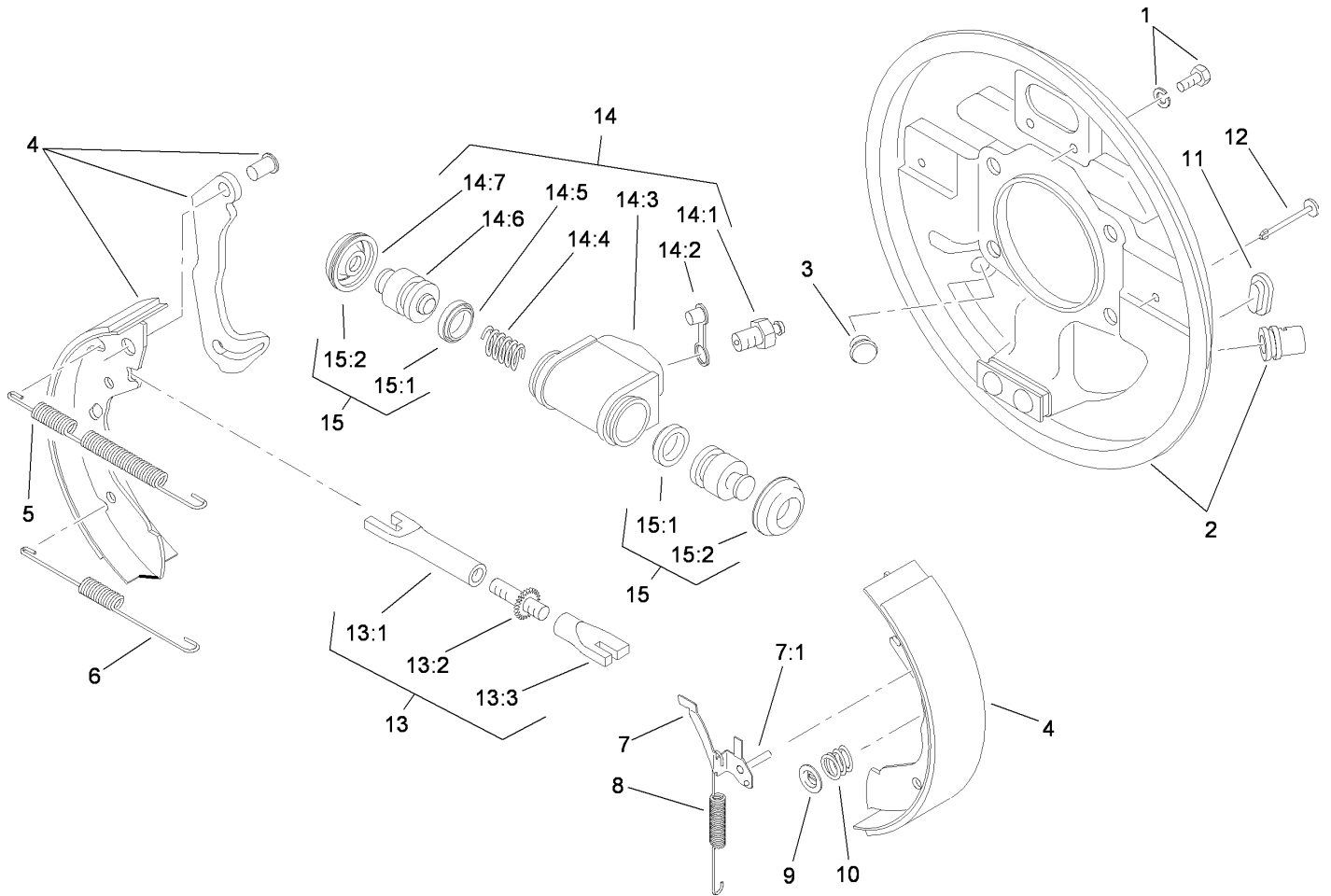
Ref	Part No.	Qty.	Description
22	87-3310	2	Clip-Cable, Brake
23	3253-21	8	Washer-Lock
24	323-6	8	Screw-HH
25	3234-22	6	Screw-HHF



LH Rear Brake Assembly No. 112-7961

Ref	Part No.	Qty.	Description
1	92-4135	2	Bolt-Set
2	112-7968	1	LH Backplate ASM
3	92-4146	1	Plunger ASM
4	112-7978	1	Lined Shoe Kit
5	92-4147	1	Spring-Return, Shoe (Upper, LH)
6	92-4149	1	Spring-Return, Shoe (Lower)
7	92-4123	1	LH Pawl Lever ASM
7:1		1	Pin-Pawl
8	92-4150	1	Spring-Adjuster, LH
9	92-4131	2	Washer-Hold Down, Shoe
10	92-4152	2	Spring-Hold Down, Shoe
11	92-4134	1	Plug-Inspection
12	92-4133	2	Pin-Hold Down, Shoe
13	92-4144	1	LH Adjuster ASM
13:1		1	Pushrod-Female
13:2		1	Bolt-Adjuster
13:3		1	Sleeve-Adjuster
14	92-4140	1	LH Wheel Cylinder ASM
14:1	92-4137	1	Screw-Bleed
14:2	92-4114	1	Cap-Screw, Bleed
14:3		1	Body
14:4		1	Spring
14:5		2	Seal-L Type
14:6		2	Piston

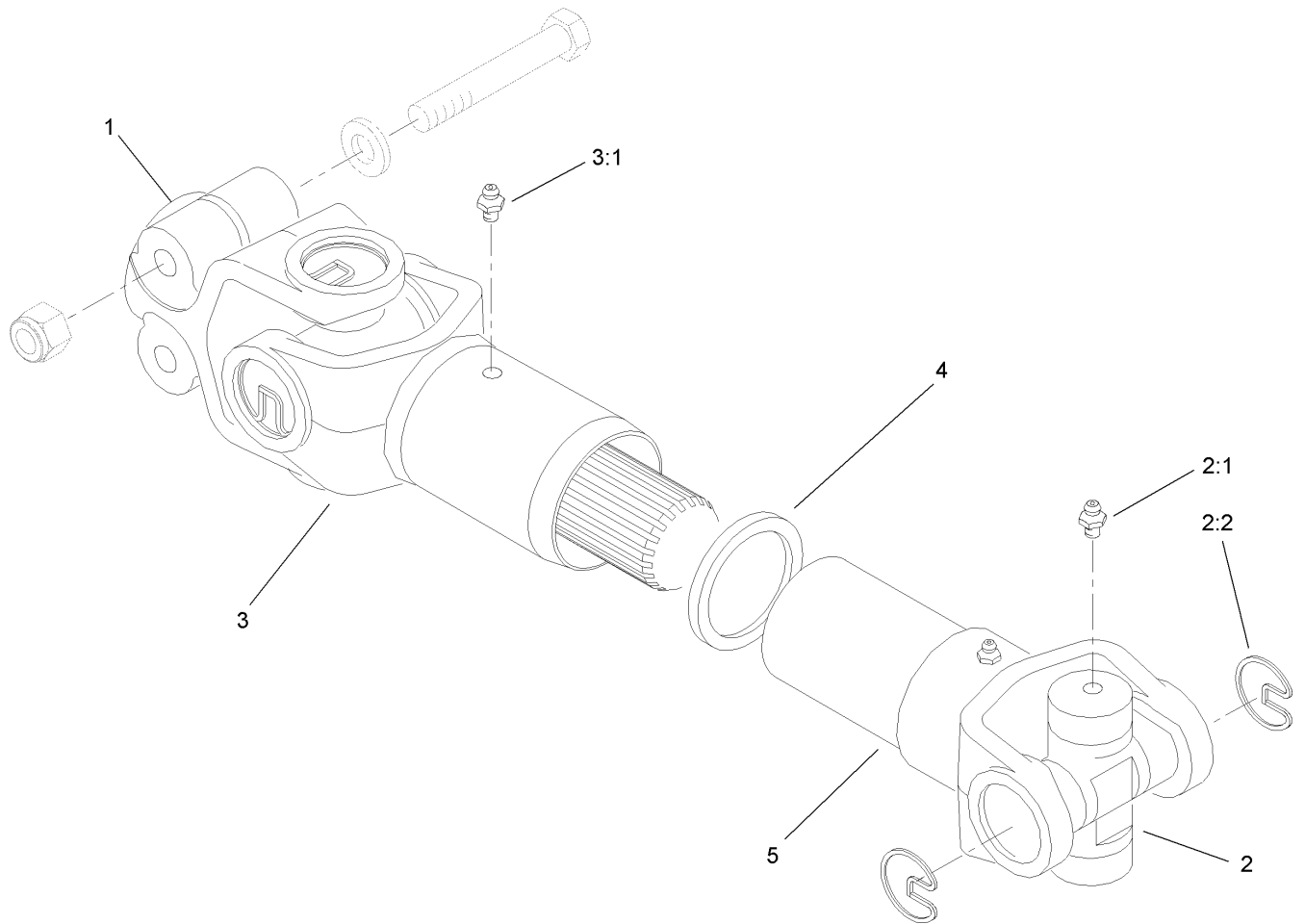
Ref	Part No.	Qty.	Description
14:7		2	Cover-Dust
15	92-4142	1	Seal Kit
15:1		2	Seal-L Type
15:2		2	Cover-Dust



RH Rear Brake Assembly No. 112-7962

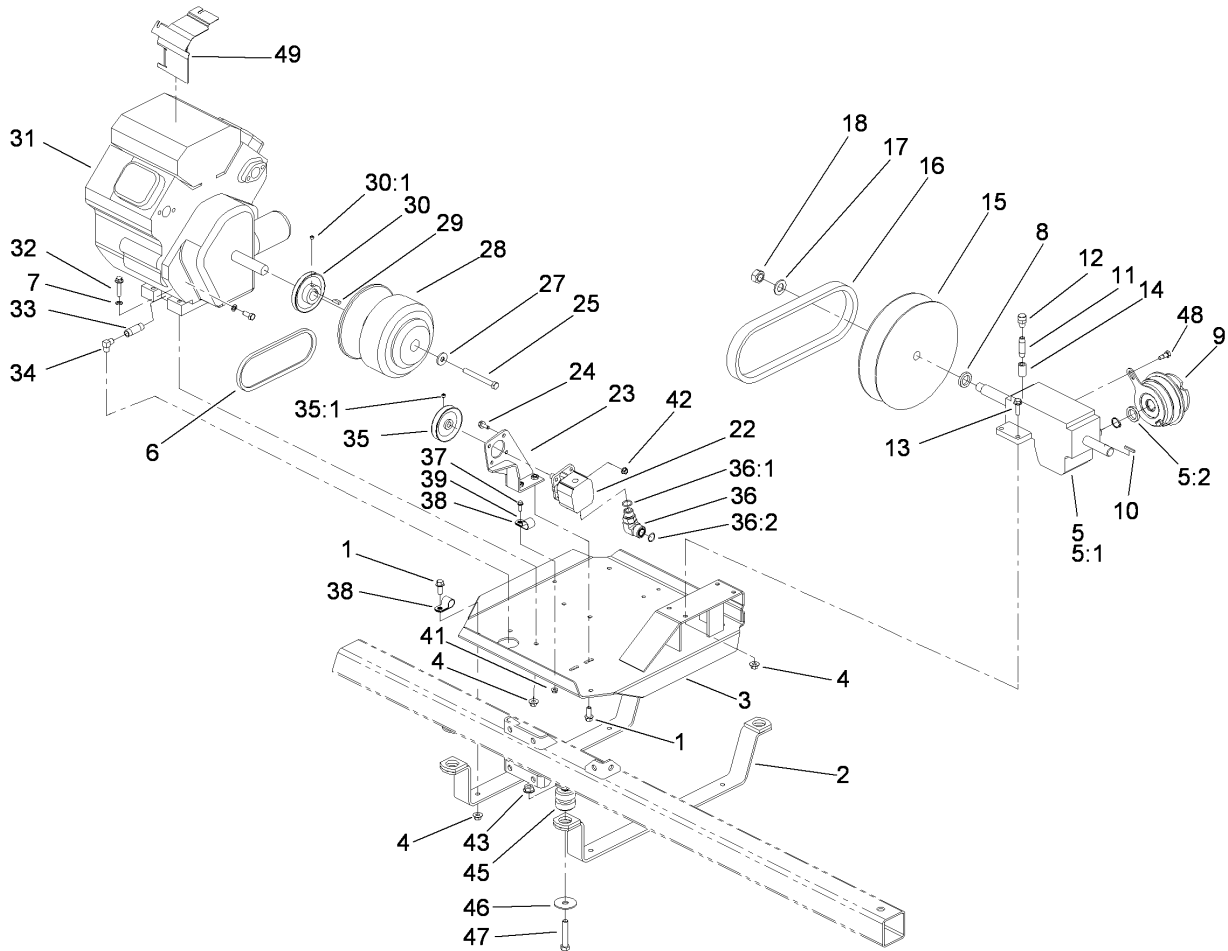
Ref	Part No.	Qty.	Description
1	92-4135	2	Bolt-Set
2	112-7967	1	RH Backplate ASM
3	92-4146	1	Plunger ASM
4	112-7978	1	Lined Shoe Kit
5	92-4148	1	Spring-Return, Shoe (Upper, RH)
6	92-4149	1	Spring-Return, Shoe (Lower)
7	92-4124	1	RH Pawl Lever ASM
●7:1		1	Pin-Pawl
8	92-4151	1	Spring-Adjuster, RH
9	92-4131	2	Washer-Hold Down, Shoe
10	92-4152	2	Spring-Hold Down, Shoe
11	92-4134	1	Plug-Inspection
12	92-4133	2	Pin-Hold Down, Shoe
13	92-4145	1	RH Adjustor ASM
●13:1		1	Pushrod-Female
●13:2		1	Bolt-Adjuster
●13:3		1	Sleeve-Adjuster
14	92-4141	1	RH Wheel Cylinder ASM
14:1	92-4137	1	Screw-Bleed
14:2	92-4114	1	Cap-Screw, Bleed
●14:3		1	Body
●14:4		1	Spring
●14:5		2	Seal-L Type
●14:6		2	Piston

Ref	Part No.	Qty.	Description
●14:7		2	Cover-Dust
●15	92-4142	1	Seal Kit
●15:1		2	Seal-L Type
●15:2		2	Cover-Dust



Driveshaft Assembly No. 98-2918

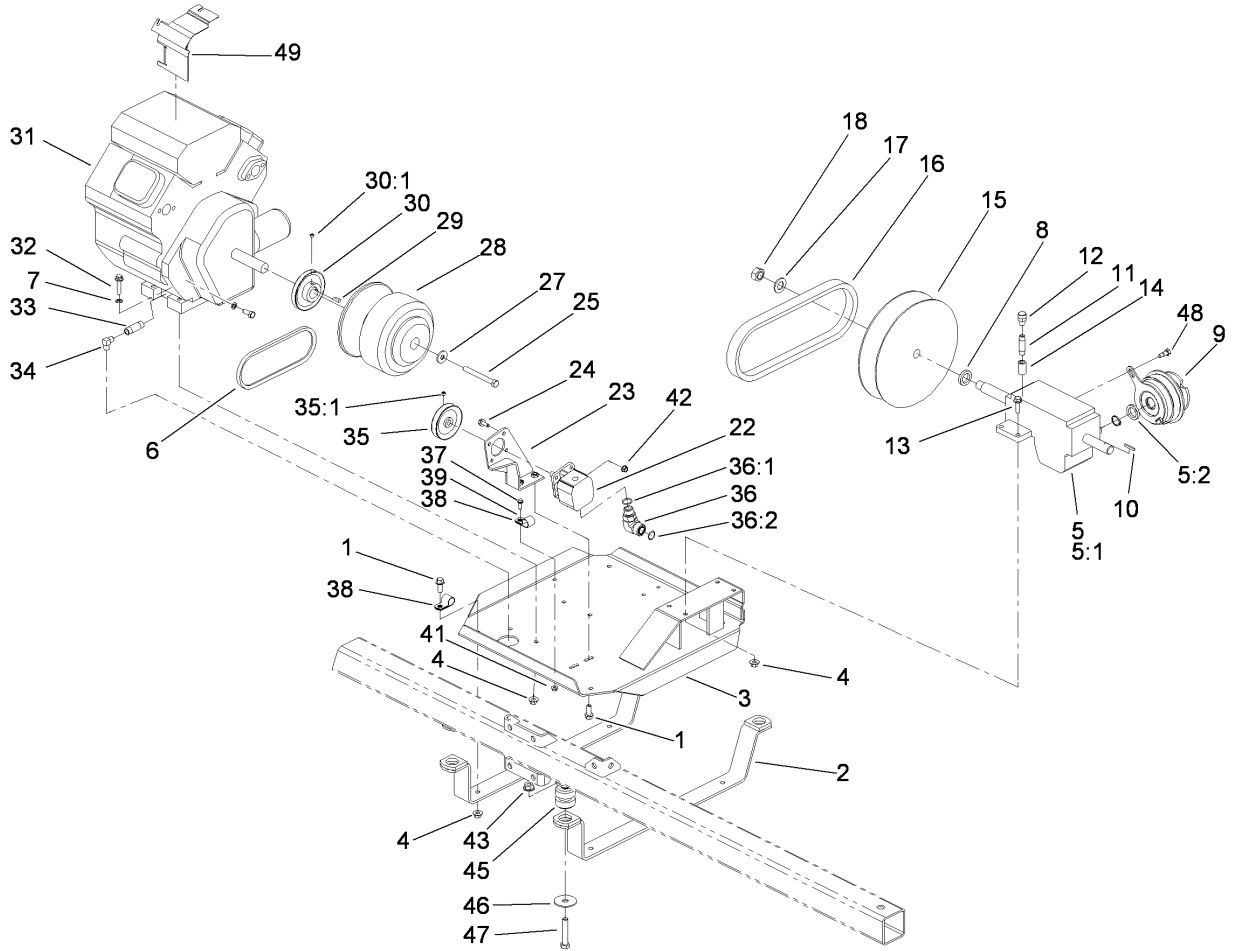
Ref	Part No.	Qty.	Description				
1	98-2940	1	Yoke				
2	92-4187	2	Cross And Bearing Kit				
2:1	302-58	4	Fitting-Straight				
2:2	92-4188	4	Ring-Snap				
3	92-4179	1	Yoke-Tube, Shaft And Seal				
3:1	302-5	1	Fitting-Grease				
4	92-4180	1	Seal				
5	92-4182	1	Yoke And Hub				



Engine and Gearbox Assembly

Ref	Part No.	Qty.	Description
1	3234-11	6	Screw-HHF
2	100-8377-03	2	Strap-Support, Engine
3	100-8357-03	1	Plate-Mounting, Engine
4	32128-43	12	Nut-Flange
5	108-3352	1	Pump Drive Gearbox ASM
5:1		1	Gearbox-Drive, Pump
5:2	108-3301	1	Retainer-Spacer
6	100-8372	1	Belt-Steering
7	3255-9	1	Washer-Lock
8	100-8390	1	Spacer
9	100-8290	1	Clutch-Electric, Pump (Drive)
10	92-0049	1	Key-Square
11	106-4869	1	Pipe-Coupling
12	100-6931	1	Breather
13	3234-24	4	Screw-HHF
14	104-8766	1	Nipple
15	100-8289	1	Drive Pulley ASM
16	108-3566	1	Belt
17	3256-28	1	Washer-Flat
18	100-8486	1	Nut-Locking, LH
22	100-8302	1	Pump-Steering
23	100-8368-03	1	Bracket-Pump, Steering
24	322-4	4	Screw-HH
25	3212-16	1	Screw-HH

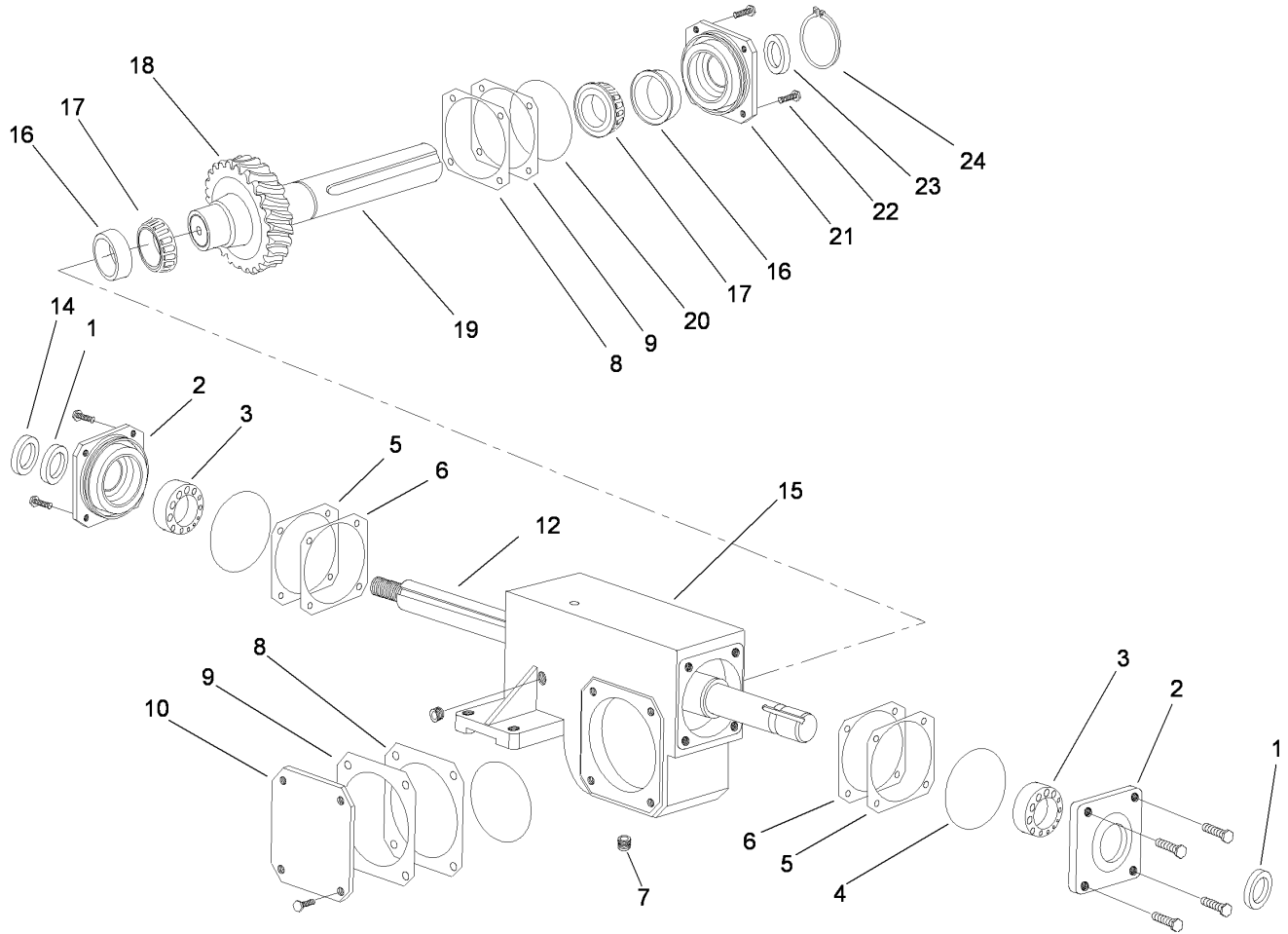
Ref	Part No.	Qty.	Description
27	710128	1	Washer
28	100-8288	1	Clutch-Driver
29	100-8260	1	Key-Shaft
30	92-0488	1	Pulley-Pump
30:1	3246-2	2	Screw-Set, HSH
31		1	Engine-Kohler, Ch640-3018
32	3234-19	4	Screw-HHF
33	92-3647	1	Nipple
34	95023	1	Elbow-90 DEG
35	100-8371	1	Pulley-Pump
35:1	3246-2	2	Screw-Set, HSH
36	340-16	1	Fitting-HYD, 90 DEG
36:1	237-80	1	O-Ring
36:2	237-58	1	O-Ring
37	3234-4	1	Screw-HHF
38	2412-81	3	Clamp-R
39	3256-22	1	Washer-Flat
41	32128-33	1	Nut-HF
42	32128-20	4	Nut-HF
43	32128-49	4	Nut-HHF
45	106-7865	4	Engine Mount ASM
46	41985	4	Washer-Special
47	325-11	4	Screw-HH
48	59-5400	1	Bolt-Shoulder



Engine and Gearbox Assembly (continued)

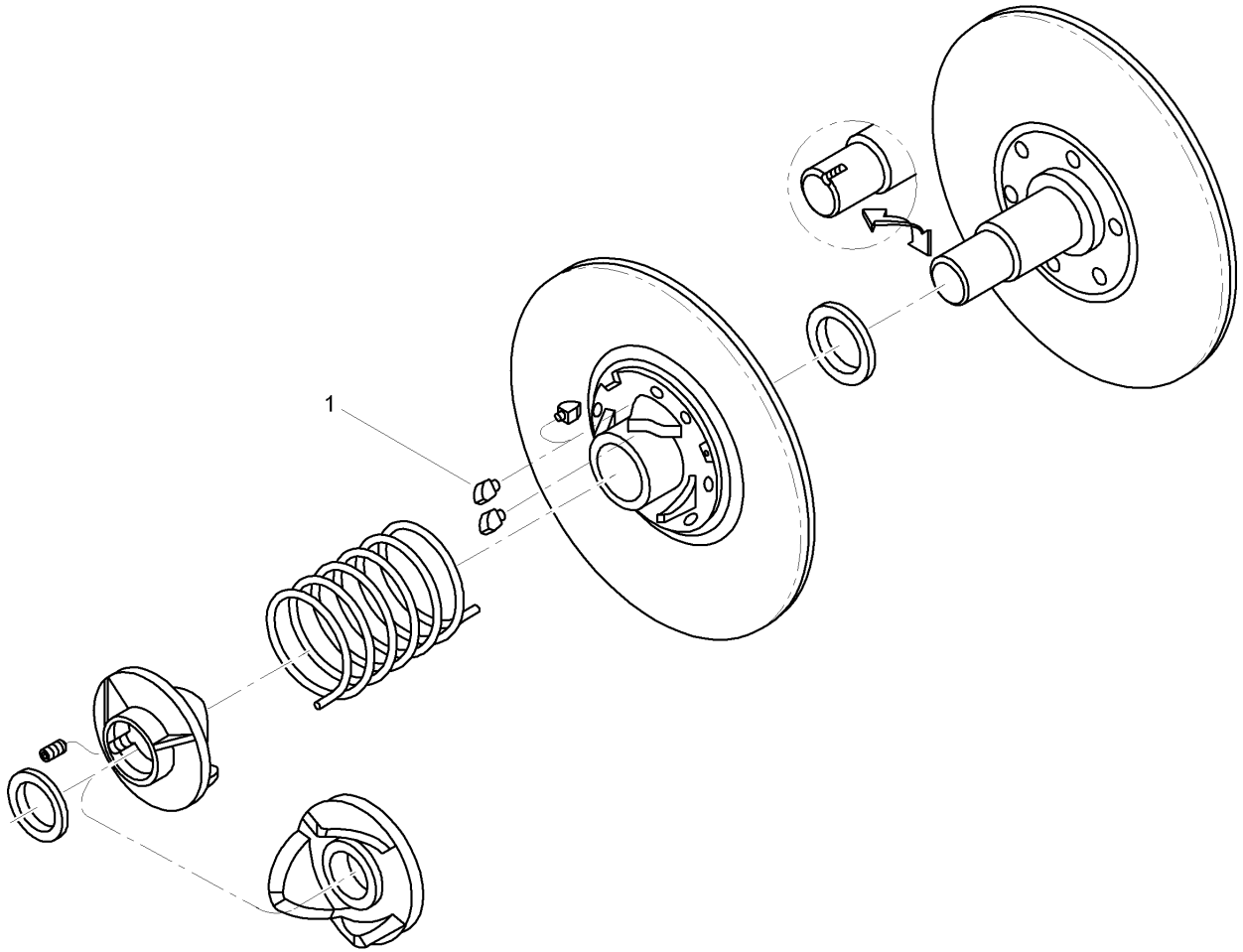
Ref	Part No.	Qty.	Description
49	112-7993-03	1	Baffle-Engine

--	--	--	--



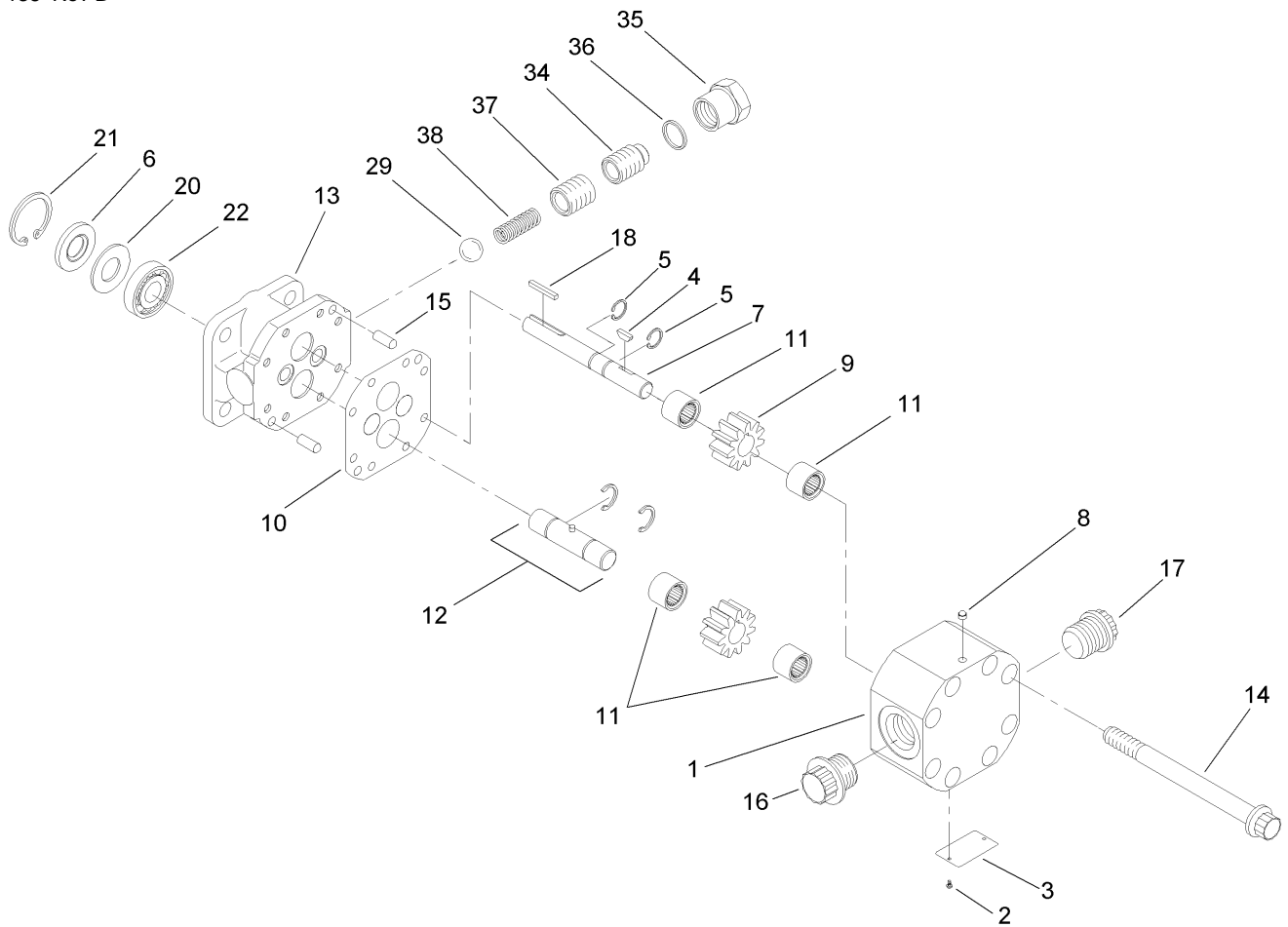
Pump Drive Gearbox Assembly No. 108-3352

Ref	Part No.	Qty.	Description
1	100-6929	2	Seal
2	100-6930	2	Cap-Open
3	251-348	2	Bearing-Ball
4	100-6932	2	O-Ring
5	100-6933	2	Shim-Red, .002
6	100-6934	2	Shim-Blue, .005
7	281-10	3	Plug
8	100-6936	2	Shim-Blue, .005
9	100-6937	2	Shim-Red, .002
10	100-6938	1	Cap-Closed
12	100-6940	1	Shaft-Worm
14	100-8390	1	Spacer
15		1	Housing-Gearbox
16	254-72	2	Bearing-Cup, Tapered
17	254-94	2	Bearing-Cone, Tapered
18	100-6944	1	Gear-Worm, S/1
19	100-6946	1	Shaft-Output
20	237-161	2	O-Ring
21	100-6948	1	Cap-Open
22	321-3	16	Screw-HH
23	104-8764	1	Seal-Viton
24	108-3302	1	Ring-Snap



Drive Pulley Assembly No. 100-8289

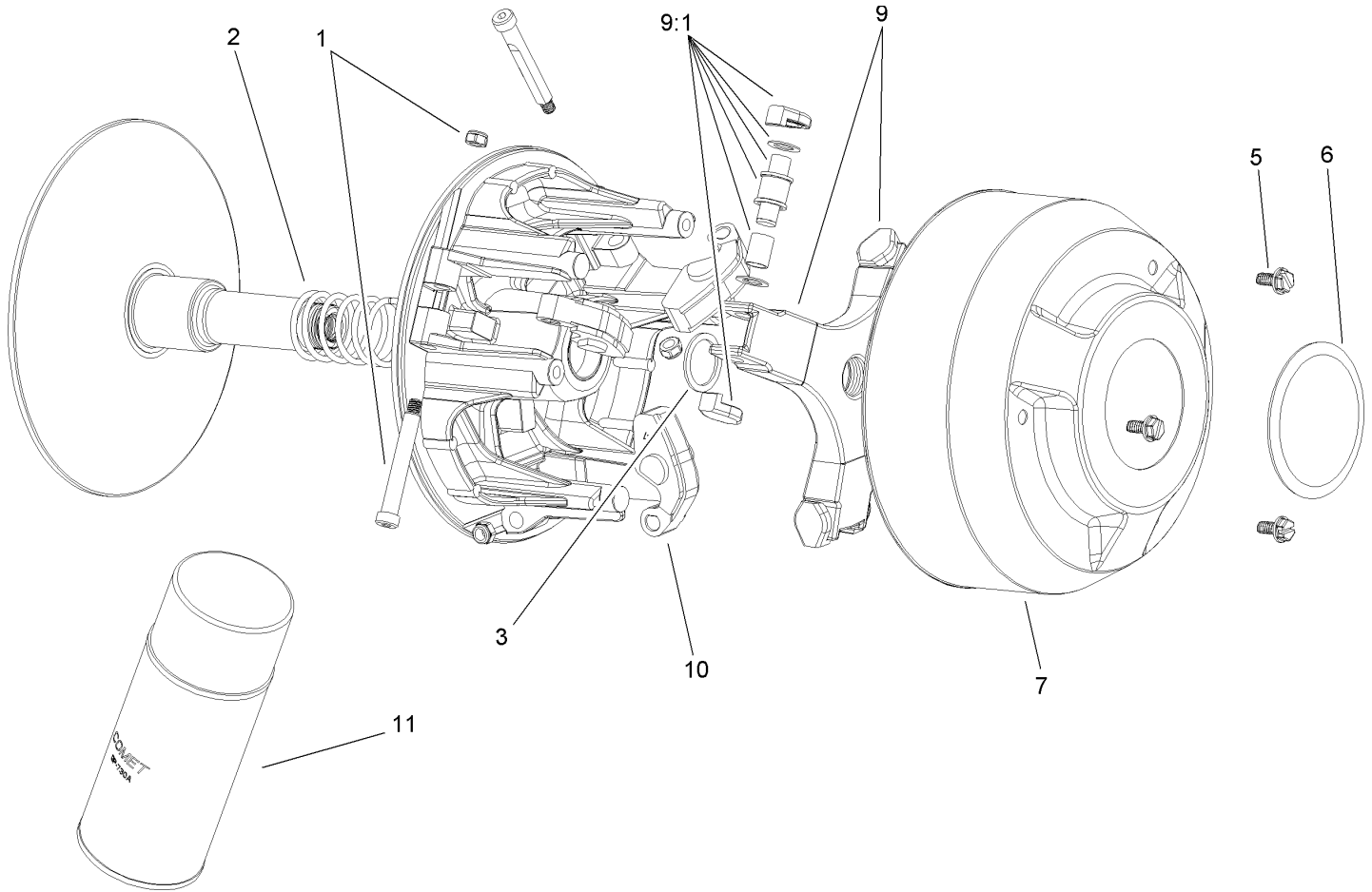
Ref	Part No.	Qty.	Description
1	104-1683	6	Button



Steering Pump Assembly No. 100-8302

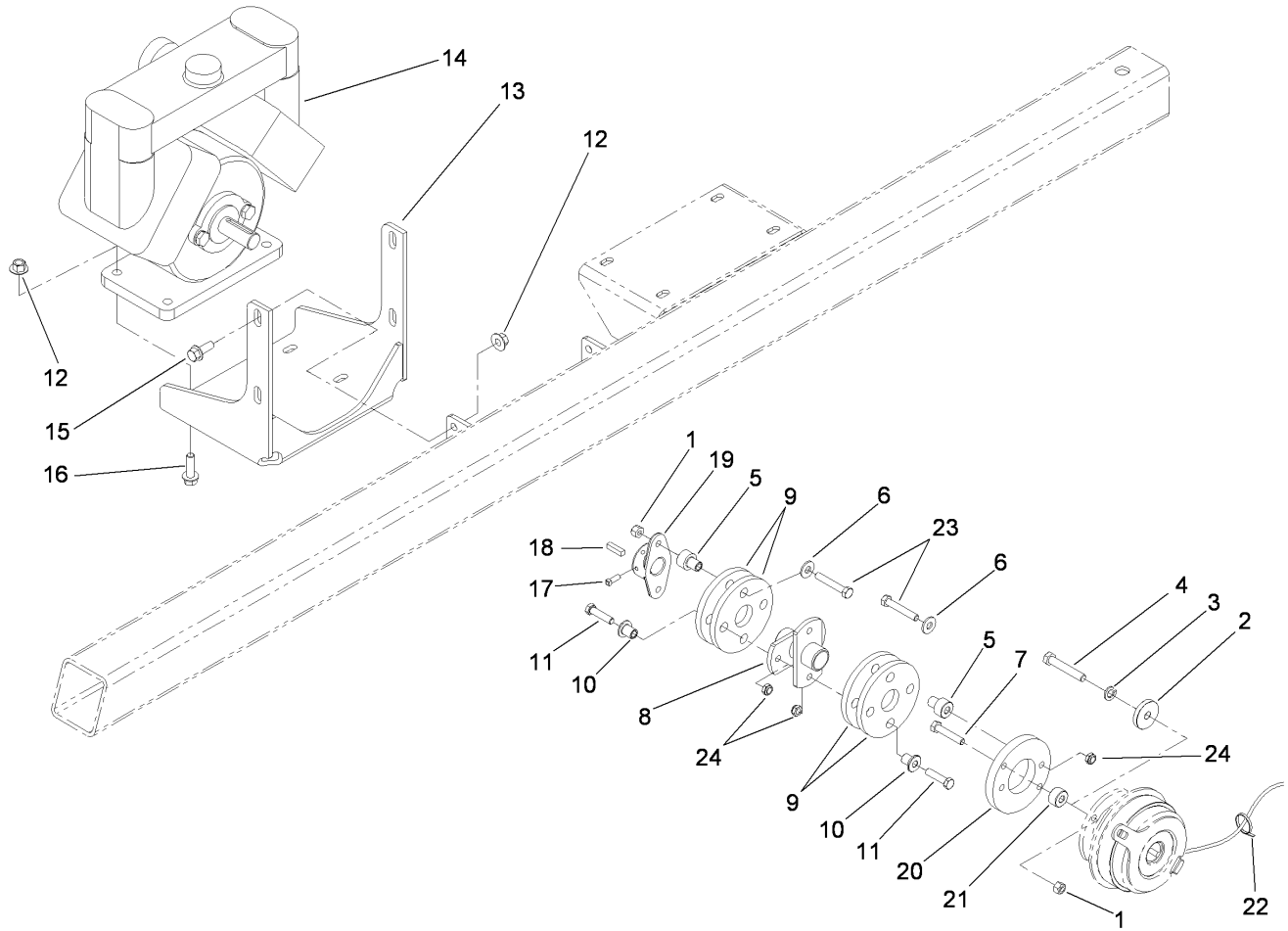
Ref	Part No.	Qty.	Description
1		1	Housing
2		2	Screw
3		1	Plate-Name
4	100-8270	1	Key
5	92-3961	2	C-Ring
6	100-8275	1	Seal
7	106-6852	1	Shaft-Drive
8	100-8269	1	Plug-Beta
9	106-6853	1	Gear
10	106-6854	1	Gasket Kit
11	106-6855	4	Bearing-Needle
12		1	Shaft-Idler
13		1	Stator
14	100-8268	8	Screw
15	92-2176	2	Pin-Shear
16		1	Plug
17		1	Plug
18	92-3876	1	Key-Shaft
20	92-2186	1	Spacer
21	92-3873	1	Snap Ring
22	92-2191	1	Bearing-Ball
29	100-8273	1	Ball-Steel
34	100-8272	1	Screw
35	92-2184	1	Cap-Hex, Relief Valve

Ref	Part No.	Qty.	Description
36	92-2180	1	Gasket-Copper
37	92-3870	1	Spring
38	92-3871	1	Spring



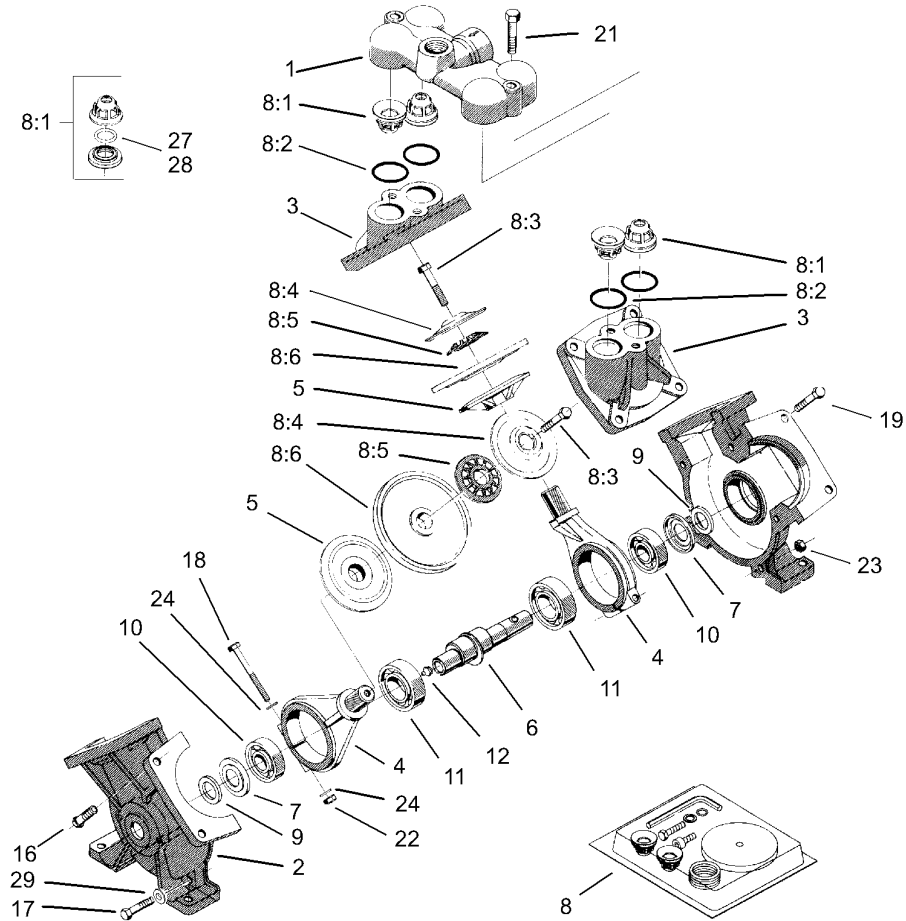
Driver Clutch Assembly No. 100-8288

Ref	Part No.	Qty.	Description
1	104-4256	1	Pivot Bolt And Nut Kit
2	100-6921	1	Spring-White
3	104-1687	1	Spacer
5	3234-26	3	Screw
6	104-1690	1	Cap
7	104-1691	1	Cover
9	108-3047	1	Spider ASM
9:1	110-2642	1	Spider Replacement Parts Kit
10	100-6922	1	Arm-Cam
11	104-7011	1	Lubricant-Dry



Pump Assembly

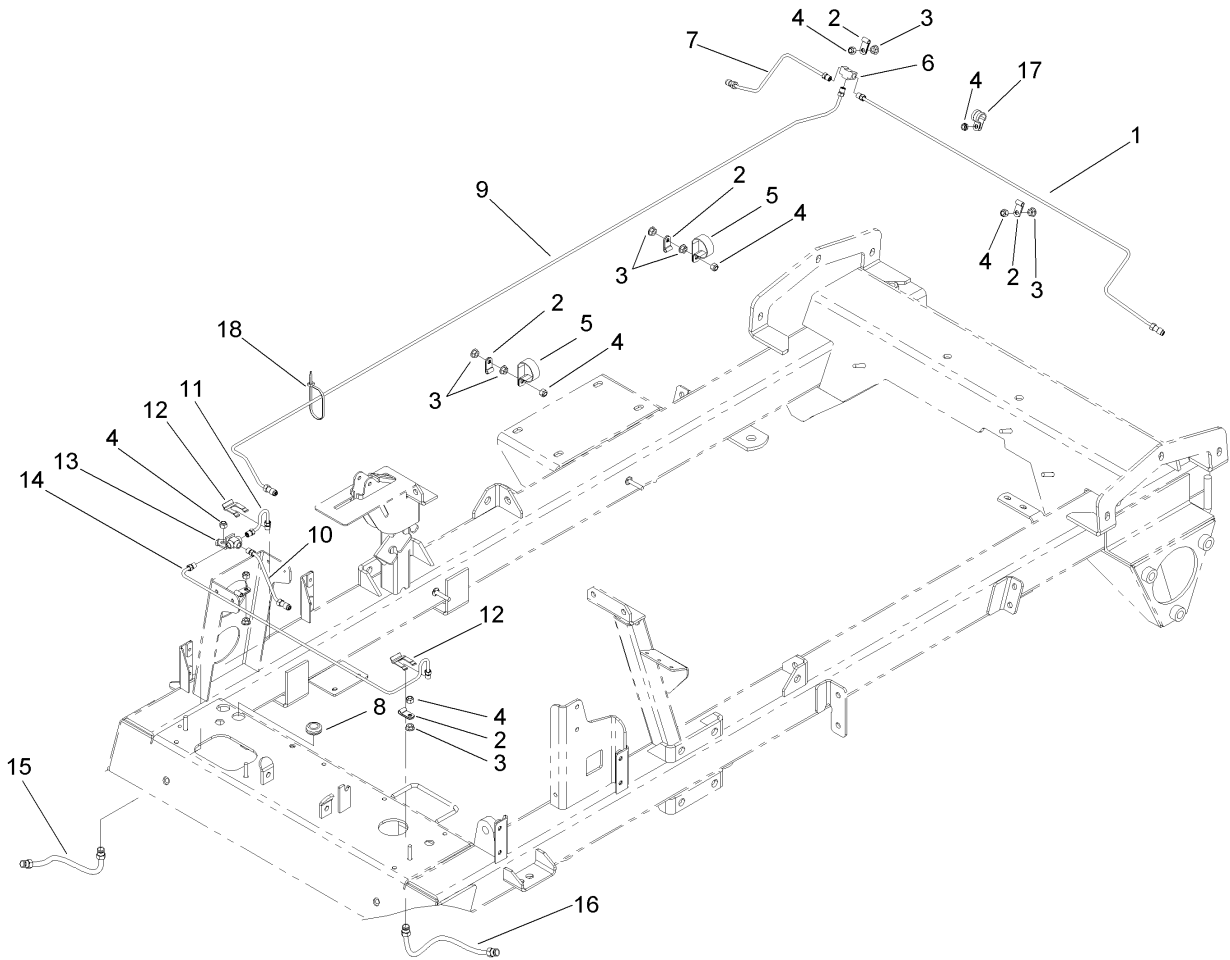
Ref	Part No.	Qty.	Description
1	3296-29	4	Nut-Lock, NI
2	100-8391	1	Retainer-Clutch, Electric
3	3253-5	1	Washer-Lock
4	3211-10	1	Screw-HH
5	71-4410	4	Spacer
6	3256-3	4	Washer-Flat
7	322-9	2	Screw-HH
8	107-8750-03	1	Drive-Coupler
9	115-4523	4	Coupling-Rubber
10	71-4411	4	Spacer
11	322-17	4	Screw-HH
12	32128-43	8	Nut-Flange
13	107-8622-03	1	Mount-Pump
14	106-5121	1	Pump
15	3234-11	4	Screw-HHF
16	3234-24	4	Screw-HHF
17	3241-5	2	Screw-Set
18	5-7280	1	Key
19	110-5227	1	Hub-Pump
20	100-8435	1	Adapter-Clutch
21	104-8763	2	Spacer
22	3290-379	4	Tie-Cable
23	322-10	4	Screw-HH
24	99-6007	6	Nut-Lock, NI



Pump Assembly No. 106-5121

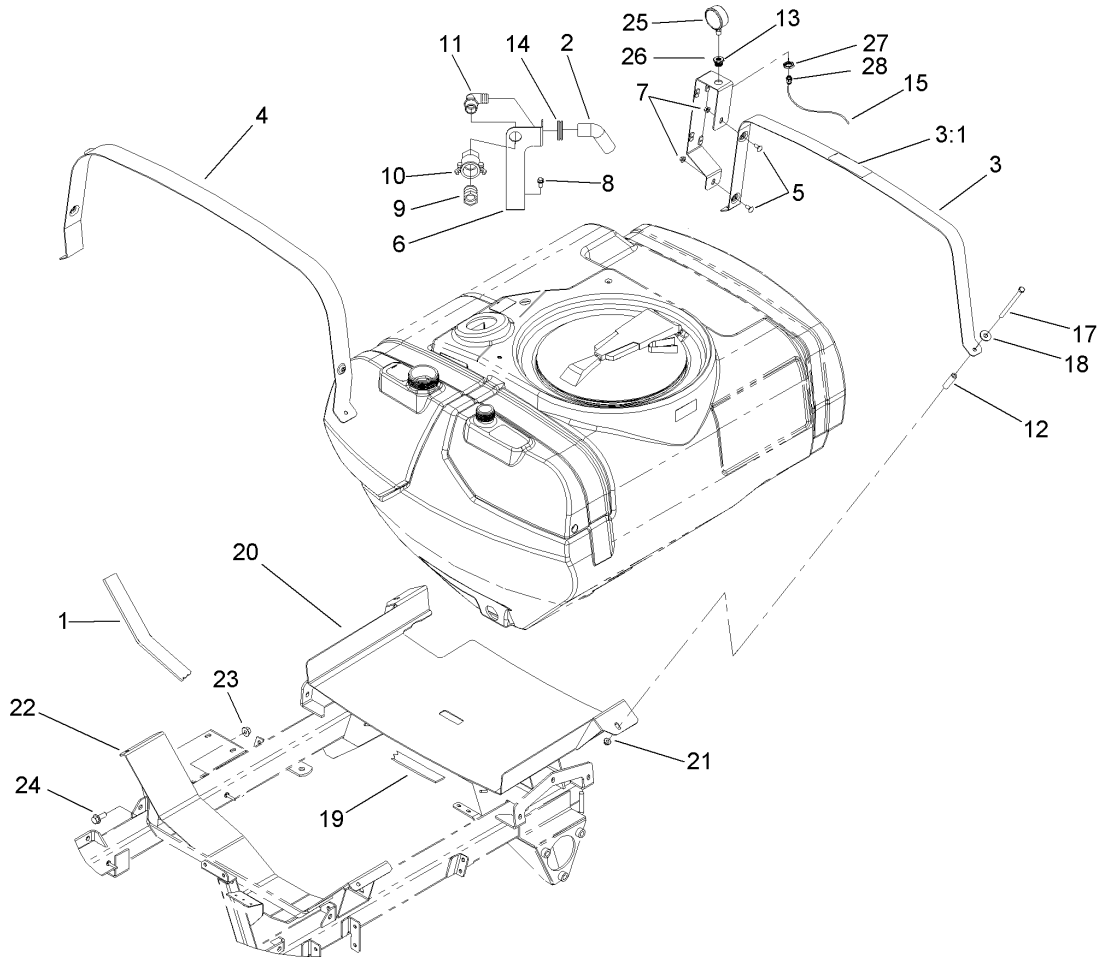
Ref	Part No.	Qty.	Description
1	106-5139	1	Cover-Valve
2	106-5140	2	Housing-Pump
3	106-5141	2	Cover-Diaphragm
4	106-5142	2	Rod-Connecting
5	100-8314	2	Disc-Back, Diaphragm
6	104-9052	1	Crankshaft-Keyed
7	100-8325	2	Plate-Dust
8	106-5150	1	Repair Kit
8:1	100-8307	4	Valve
8:2	100-6652	4	Gasket
8:3	106-5147	2	Bolt
8:4	100-8311	2	Washer
8:5	100-8312	2	Washer-Nylon
8:6	100-8313	2	Diaphragm
9	99-0868	2	Felt-Seal
10	100-8327	2	Bearing-Ball
11	100-8329	2	Bearing-Ball
12	99-0873	1	Fitting-Grease
16	106-5143	3	Bolt
17	106-5144	2	Bolt
18	106-5145	2	Bolt
19	106-5146	8	Bolt
21	106-5148	2	Bolt
22	100-8326	2	Nut-Hex

Ref	Part No.	Qty.	Description
23	106-5149	5	Nut
24	100-8316	4	Washer-Lock
27	100-8336	4	O-Ring
28	106-5138	4	O-Ring
29	106-5137	2	Washer



Hydraulic Brake Line Assembly

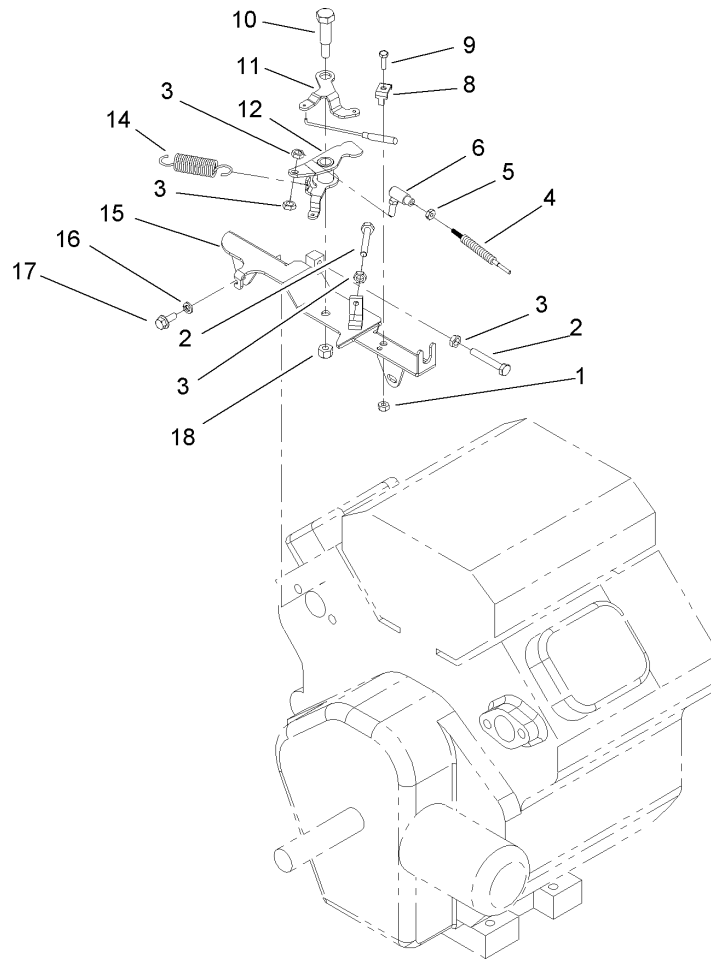
Ref	Part No.	Qty.	Description
1	100-8511	1	Tube-Brake, Rear (LH)
2	2412-149	6	Clamp-Hose
3	32128-33	8	Nut-HF
4	3296-42	8	Nut-Lock, NI
5	2412-147	2	Clamp
6	98346	1	Fitting-Tee
7	100-8510	1	Tube-Brake, Rear (RH)
8	1-543296	2	Grommet
9	100-8509	1	Brake Tube ASM
10	100-8506	1	Brake Tube ASM
11	100-8508	1	Tube-Brake, Front (RH)
12	87-3580	2	Clip-Retainer
13	87-3560	1	Tee
14	100-8507	1	Tube-Brake, Front (LH)
15	100-8420	1	Hose-Brake, Front
16	100-8467	1	Hose-Brake, Front (LH)
17	2412-134	1	R-Clamp
18	3290-379	6	Tie-Cable



Tank and Saddle Assembly

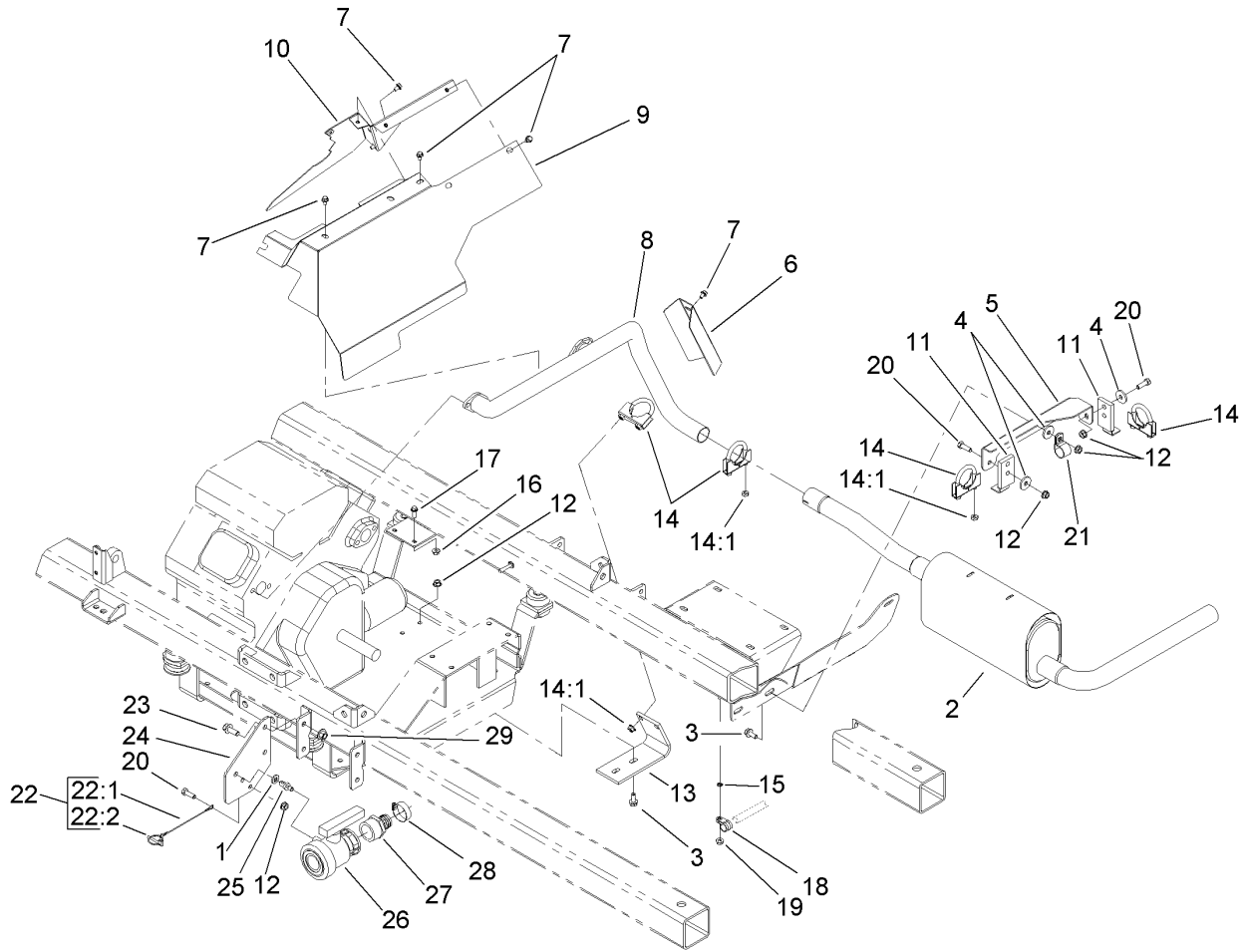
Ref	Part No.	Qty.	Description
1	100-8573	2	Foam-Saddle, Front
2	110-5088	1	Hose-Fill
3	106-5048	1	Tank Band ASM
3:1	106-5016	1	Decal-Caution, Electric Shock
4	106-5063-03	1	Band-Tank, Front
5	3230-1	2	Bolt-CARR
6	110-5082-03	1	Bracket-Anti-Siphon
7	32128-20	2	Nut-HF
8	3234-5	1	Screw-HHF
9	41316	1	Adapter-Quick
10	100-6779	1	Coupling-Female
11	41140	1	Elbow
12	99-7375	1	Hose-Breather
13	112-7946-03	1	Tee-Bracket, Mounting
14	110-5090	1	Grommet
15	104-8782	1	Tube-Gauge, Pressure
17	323-58	4	Bolt-TAP, HH
18	94-2701	4	Washer-Hardened
19	100-8574	3	Foam-Saddle, Right Rear
20	108-3356-03	1	Rear Saddle ASM
21	104-8301	4	Nut-Flange, NI
22	100-8565-03	1	Front Saddle ASM
23	32128-49	4	Nut-HHF
24	3234-32	4	Screw-HHF

Ref	Part No.	Qty.	Description
25	110-5080	1	Gauge-Pressure
26	100-8665	1	Reducer-Gauge, Pressure
27	100-8666	1	Nut-Reducer
28	100-8667	1	Coupler-Reducer



Throttle Linkage Assembly

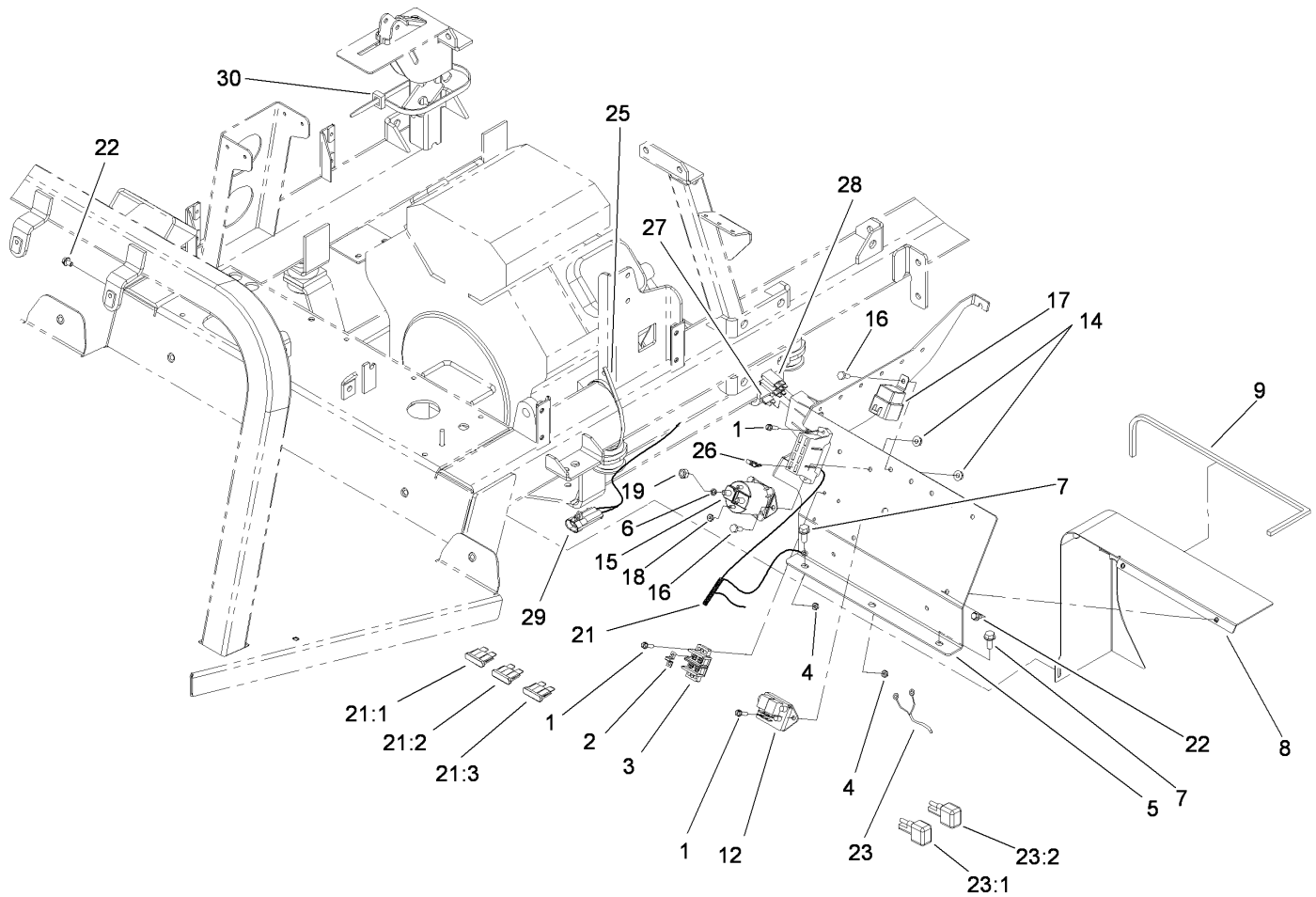
Ref	Part No.	Qty.	Description
1	3296-2	1	Nut-Lock
2	108-3660	2	Screw-TAP
3	3220-1	4	Nut-Jam
4	100-8383	1	Cable-Accelerator
5	3219-14	1	Nut-Hex
6	100-8559	1	Ball Joint ASM
8	92-0477	1	Clamp-Cable
9	3290-134	1	Screw
10	7-0030	1	Bolt-Shoulder
11	87-7790	1	Lever-Choke
12	100-8558	1	Lever-Throttle
14	67-1450	1	Spring-Idler
15	100-8557	1	Lever-Throttle
16	48-8020	4	Washer-Spring
17	33103-016	4	Screw-HHF
18	3296-29	1	Nut-Lock, NI



Exhaust Assembly

Ref	Part No.	Qty.	Description
1	62-1230	2	Washer-Rubber
2	110-5119	1	Muffler Tailpipe ASM
3	3234-5	4	Screw-HHF
4	356303	4	Washer
5	108-3678-03	1	Bracket-Muffler
6	100-8409-03	1	Shield-Exhaust, Lower
7	3234-26	10	Screw
8	100-8291	1	Header Pipe ASM
9	100-7028-03	1	Shield-Heat, Upper
10	100-7029-03	1	Shield-Heat, Middle
11	108-3690	2	Hanger-Muffler
12	104-8300	7	Nut-Flange, NI
13	112-7944	1	Support-Header
14	2112-9	4	Clamp
14:1	32128-20	2	Nut-HF
15	3255-7	1	Washer-Lock/EXT
16	32128-33	2	Nut-HF
17	3234-4	2	Screw-HHF
18	2412-134	1	R-Clamp
19	32128-33	1	Nut-HF
20	322-5	3	Screw-HH
21	2412-39	1	R-Clamp
22	98-0979	1	Lynch Pin ASM
22:1	28-8070	1	Lanyard

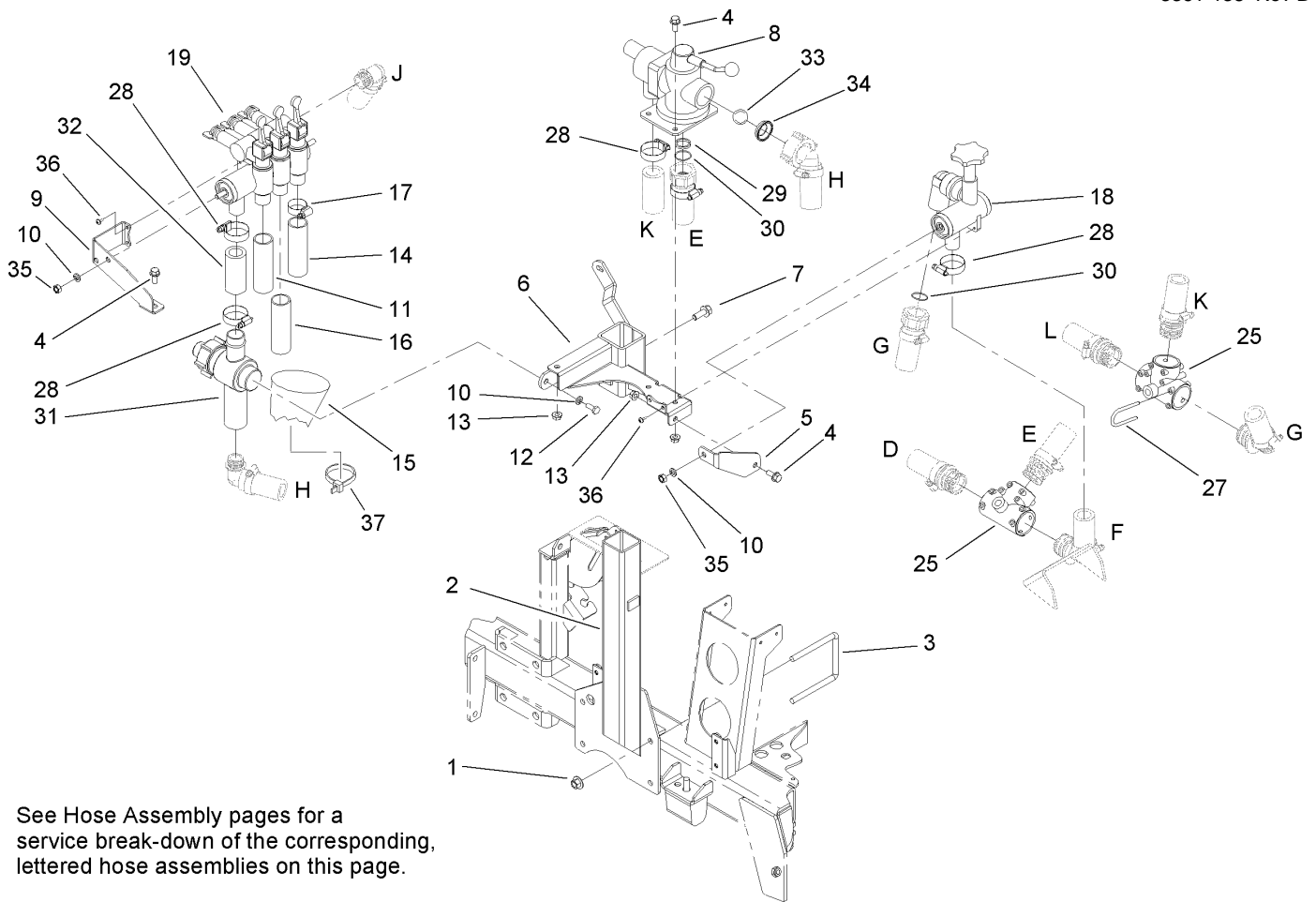
Ref	Part No.	Qty.	Description
22:2	3290-495	1	Pin-Klik
23	3234-11	2	Screw-HHF
24	110-5222-03	1	Mount-Valve
25	112-7900	2	Mount-Peg
26	108-0069	1	Valve-Ball
27	110-5224	1	Fitting-Barbed, Straight
28	2412-34	1	Clamp-Hose
29	32128-43	2	Nut-Flange



Electrical Panel Assembly

Ref	Part No.	Qty.	Description
1	32105-13	6	Screw-HWH
2	42863	1	Strip-Jumper
3	42862	1	Block-Terminal, Ground
4	3296-2	6	Nut-Lock
5	108-3676-03	1	Panel-Electrical
6	3255-8	2	Washer-Lock
7	32144-70	3	Screw-HWHTF
8	100-7025-03	1	Shield-Heat, Front
9	100-7027	1	Trim
12	99-3703	1	Module-Cruise
14	32128-33	8	Nut-HF
15	114-3315	1	Solenoid-12 Vdc
16	321-3	8	Screw-HH
17	99-7430	7	Relay
18	32149-8	2	Nut-Keps
19	3220-2	2	Nut-Jam
21	108-9461	1	Harness-Wire, Main
21:1	110928	1	Fuse-5 Amp
21:2	218-578	1	Fuse-10 Amp
21:3	109103	1	Fuse-30 Amp
22	3234-26	3	Screw
23	114-3390	1	Harness-Wire
23:1	100-4918	2	Diode
23:2	108-9493	2	Diode-Tvs

Ref	Part No.	Qty.	Description
25	3290-379	4	Tie-Cable
26	109101	1	Fuse-20 Amp
27	109355	1	Fuse-15 Amp
28	108-3736	2	Breaker-Circuit, 30A
29	108-9470	1	Harness-Wire, Fusible Link
30	3290-379	1	Tie-Cable

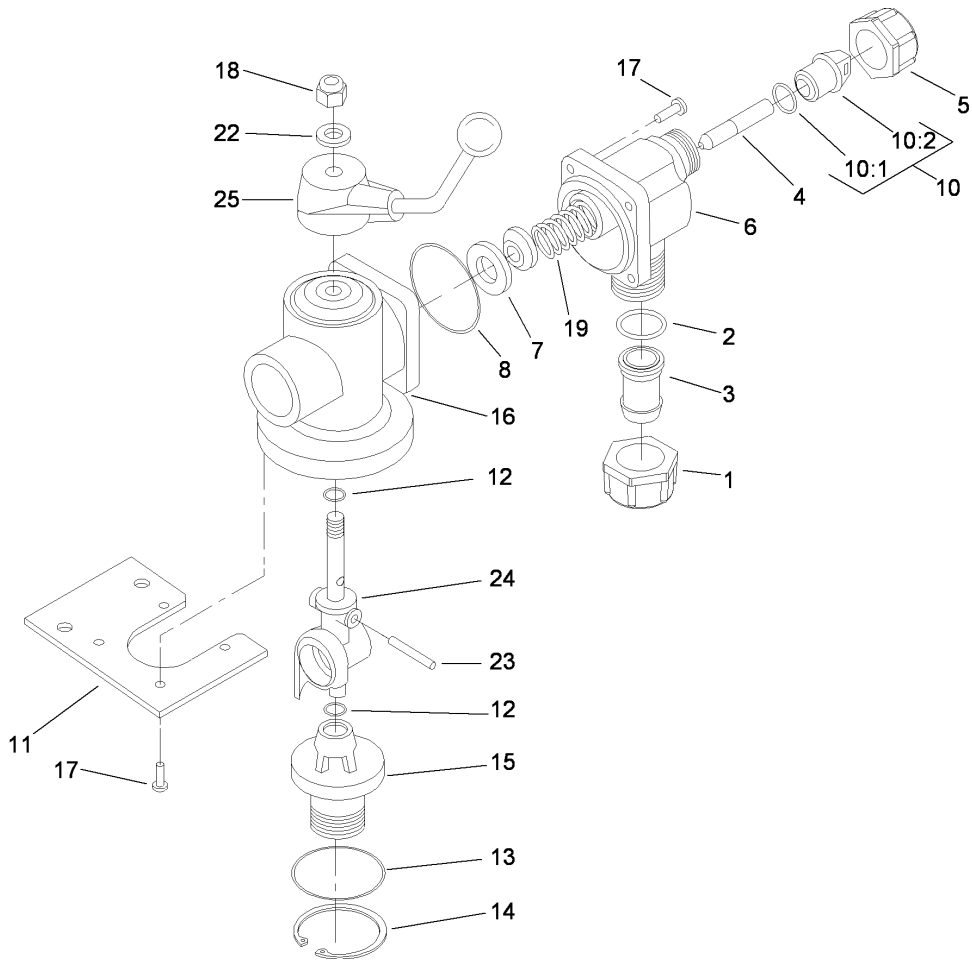


See Hose Assembly pages for a service break-down of the corresponding, lettered hose assemblies on this page.

Manual Control Assembly

Ref	Part No.	Qty.	Description
1	32128-43	4	Nut-Flange
2	104-8828-03	1	Valve-Post
3	100-7067	2	U-Bolt
4	3234-5	4	Screw-HHF
5	104-8838-03	1	Bracket-Valve, Rate
6	104-8833-03	1	Mount-Valve
7	3234-11	1	Screw-HHF
8	106-4881	1	Main On/Off Valve ASM
9	104-8839-03	1	Bracket-Valve, Section
10	3253-4	4	Washer-Lock
11	108-3740	1	Hose-Boom, RH
12	33114-020	1	Screw-HH
13	32128-20	4	Nut-HF
14	108-3741	1	Hose-Boom, LH
15	106-6713	2	Cover-Lines, Steering
16	108-3739	1	Center Boom Hose
17	2412-129	3	Clamp-Hose
18	106-4883	1	Pressure Control Valve ASM
19	106-4882	1	Boom Valve ASM
25	104-9041	2	Tee
27	100-6708	6	Fork
28	2412-34	4	Clamp-Hose
29	106-4897	1	Support-O Ring
30	100-6655	2	Gasket

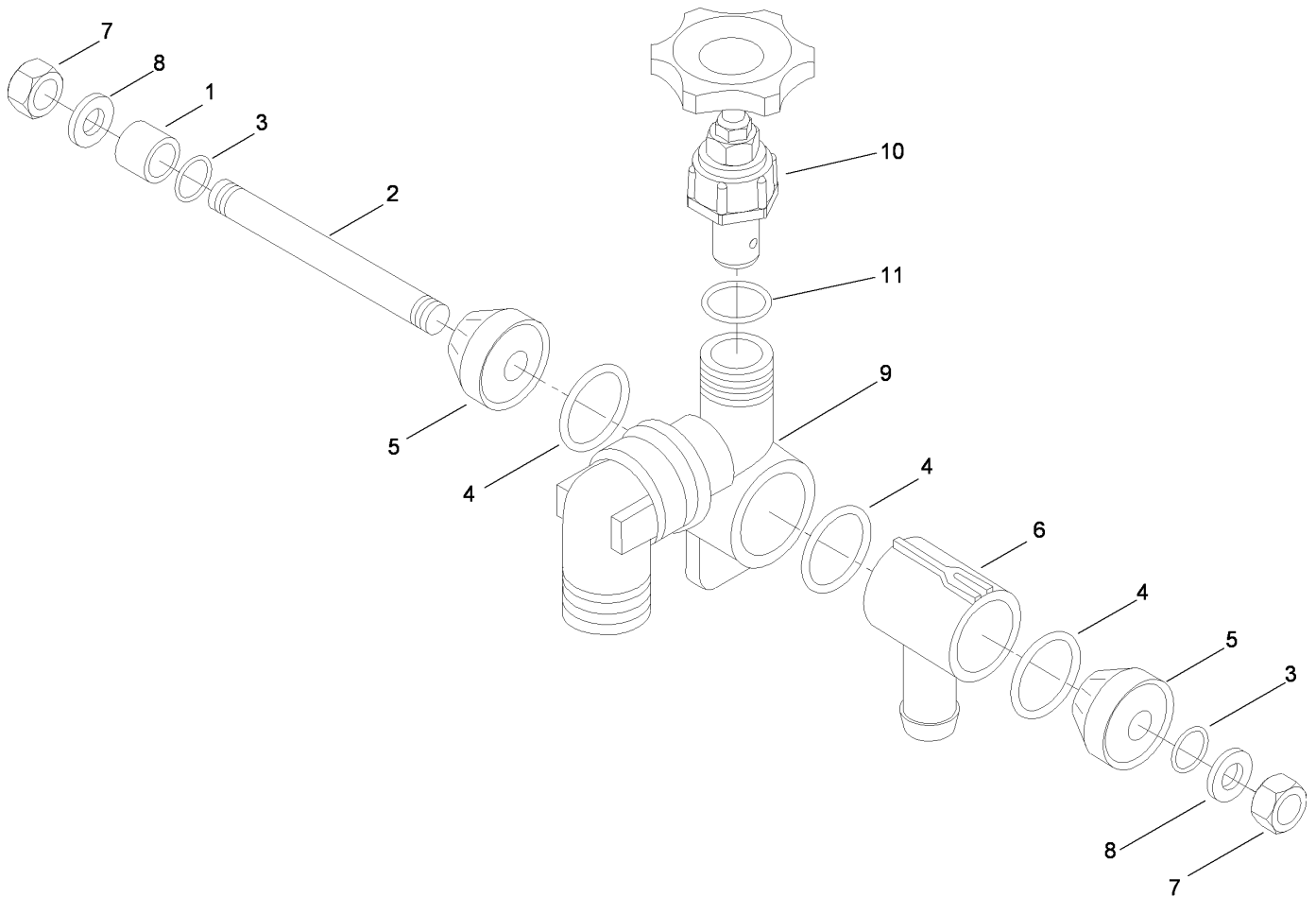
Ref	Part No.	Qty.	Description
31	106-4884	1	Flow Meter ASM
32	104-8905	1	Hose-Pressure
33	100-7000	1	Ball-Plastic
34	100-6999	1	Bushing
35	100-6894	4	Nut
36	100-6916	4	Screw-Plastic
37	3290-379	4	Tie-Cable



Main On/Off Valve Assembly No. 106-4881

Ref	Part No.	Qty.	Description
1	99-0769	1	Nut
2	100-6655	1	Gasket
3	99-0781	1	Hosebarb
4	100-6942	1	Pin
5	99-0850	1	Nut
6	100-6943	1	Housing-Valve, Pressure
7	100-6945	1	Seat
8	100-6947	1	O-Ring
10	99-0844	1	Plug-Tube, Nozzle
10:1	100-6645	1	O-Ring
10:2	100-6941	1	Fitting
11	100-6997	1	Fitting
12	100-6641	2	O-Ring
13	100-6993	1	O-Ring
14	100-6994	1	Ring-Snap, Inner
15	100-6951	1	Adapter-Valve, On/Off
16	100-6949	1	Housing-Valve, On/Off (Manual)
17	100-6916	8	Screw-Plastic
18	48-9520	1	Nut
19	100-7003	1	Relief Valve ASM
22	99-0863	1	Washer
23	100-8656	1	Pin-Expansion
24	100-6950	1	Stem-Valve, On/Off (Manual)
25	100-7001	1	Handle

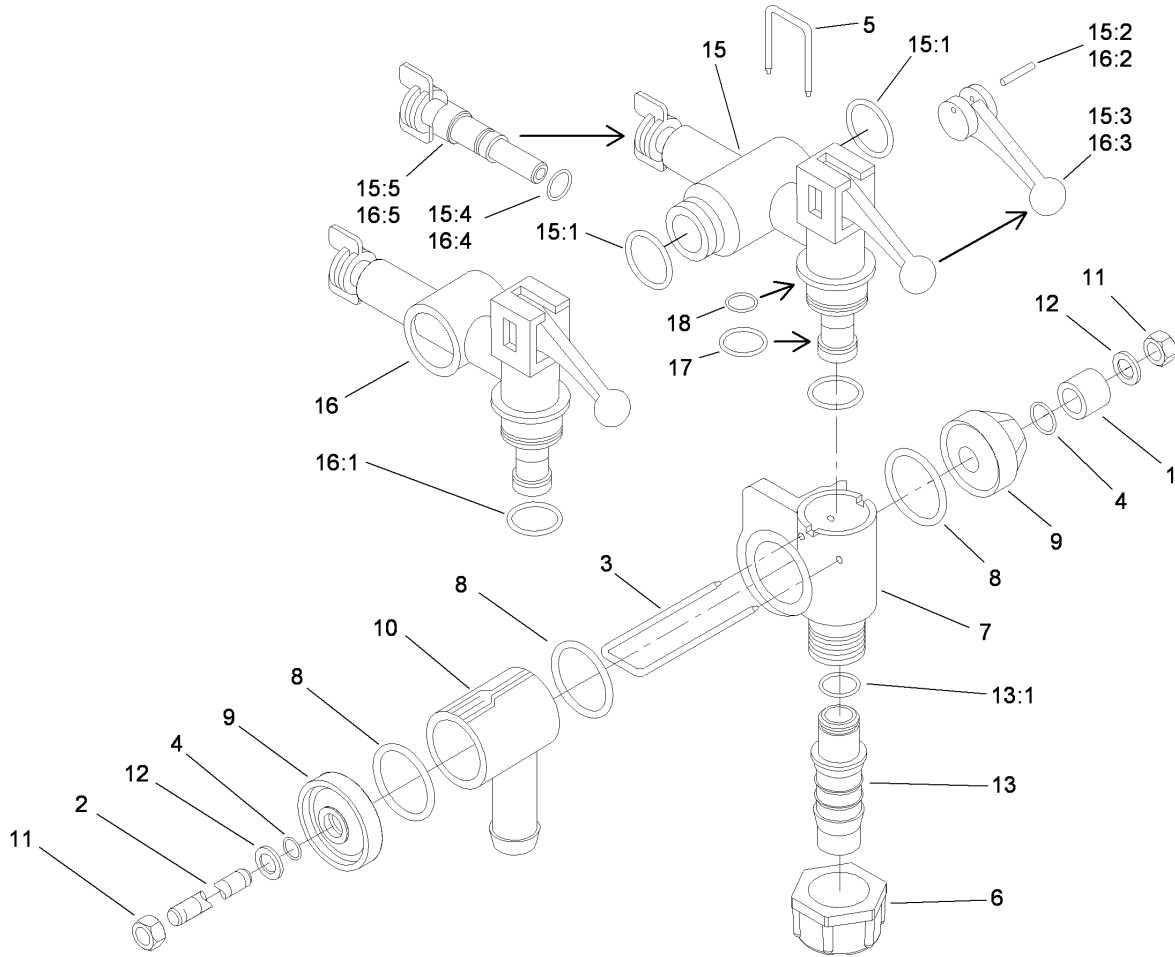
--	--	--	--



Pressure Control Valve Assembly No. 106-4883

Ref	Part No.	Qty.	Description
1	100-6897	1	Bushing
2	104-8917	1	Rod-Valve, Pressure Control
3	100-6887	2	O-Ring
4	100-6892	3	O-Ring
5	100-6913	2	Cover
6	100-6908	1	T-Piece
7	100-6894	2	Nut
8	100-6634	2	Washer
9	104-8919	1	Housing-Control, Pressure
10	100-6762	1	Regulator-Pressure, Manual
11	100-6644	1	O-Ring

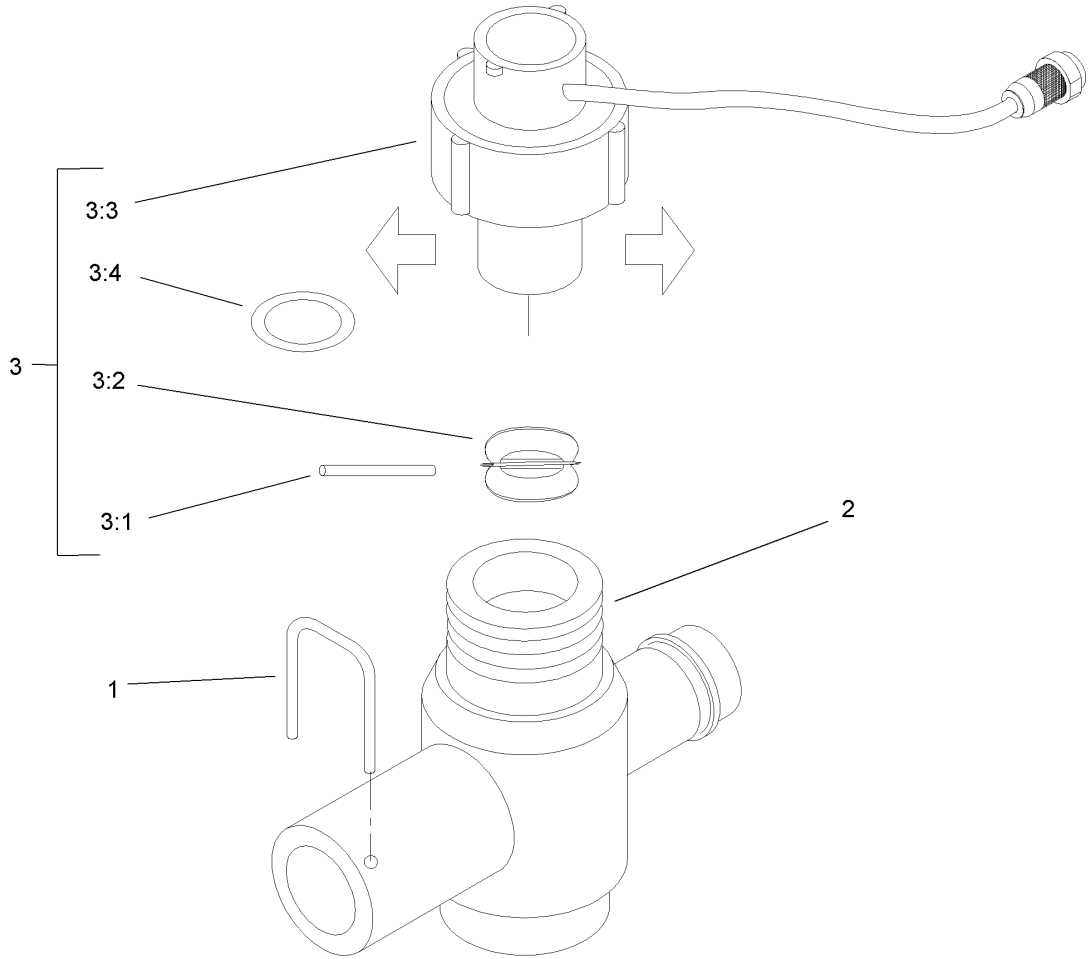
--	--	--	--



Boom Valve Assembly No. 106-4882

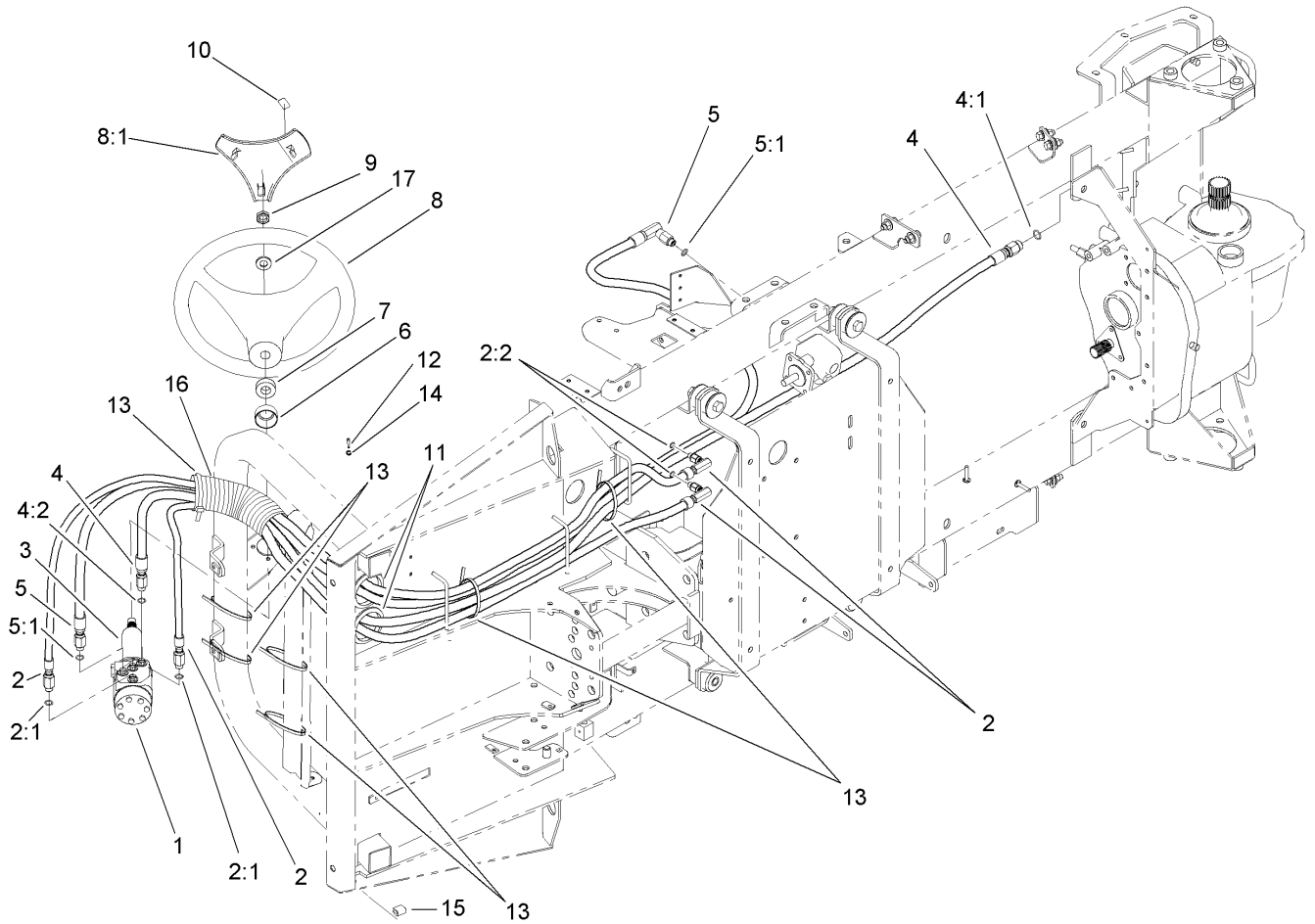
Ref	Part No.	Qty.	Description
1	100-6897	1	Bushing
2	104-8916	1	Rod-Valve, Individual Boom
3	100-6758	1	Fork
4	100-6887	2	O-Ring
5	100-6885	3	Fork-Valve, Boom
6	99-0850	3	Nut
7	100-6759	3	Housing-Section Valve
8	100-6892	5	O-Ring
9	100-6913	2	Cover
10	100-6908	1	T-Piece
11	100-6894	2	Nut
12	100-6634	2	Washer
13	106-5112	3	Hosebarb ASM
13:1	100-6645	1	O-Ring
15	100-6767	2	Valve-Boom Section, Manual
15:1	100-6882	1	O-Ring
15:2	100-6766	1	Pin
15:3	100-6835	1	Handle
15:4	100-6641	1	O-Ring
15:5	100-6769	1	Screw-Adjust
16	100-6765	1	Valve-Boom Section, Manual
16:1	100-6882	1	O-Ring
16:2	100-6766	1	Pin
16:3	100-6835	1	Handle

Ref	Part No.	Qty.	Description
16:4	100-6641	1	O-Ring
16:5	100-6769	1	Screw-Adjust
17	100-6770	2	O-Ring
18	100-6878	3	O-Ring



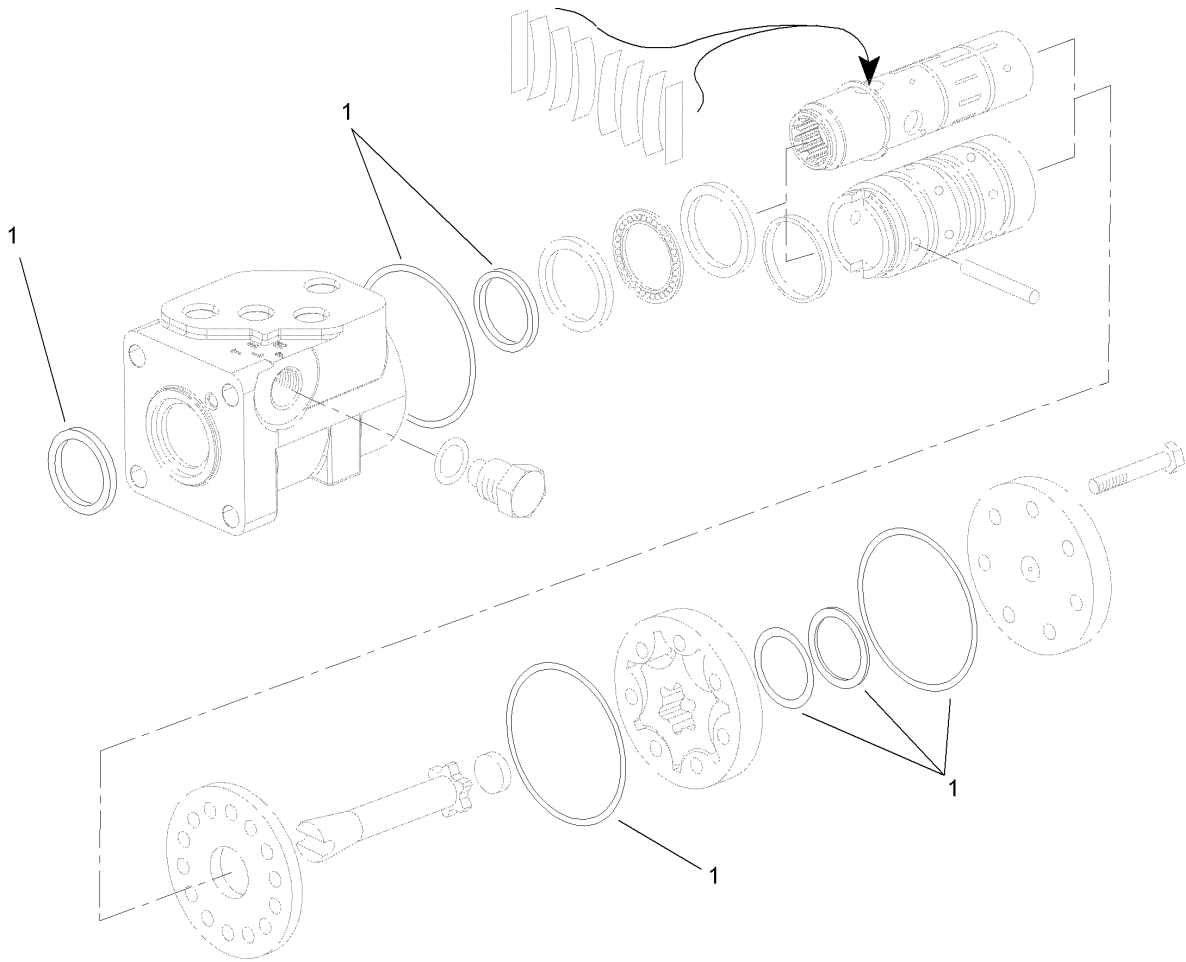
Flow Meter Assembly No. 106-4884

Ref	Part No.	Qty.	Description
1	100-6885	1	Fork-Valve, Boom
2	104-8901	1	Housing-Meter, Flow
3	100-6900	1	Flow Sensor ASM
3:1	100-6906	1	Shaft-Rotor
3:2	100-6919	1	Meter-Flow, Rotor
3:3	100-8678	1	Nut
3:4	100-8653	1	O-Ring



Hydraulic Hose Routing Assembly

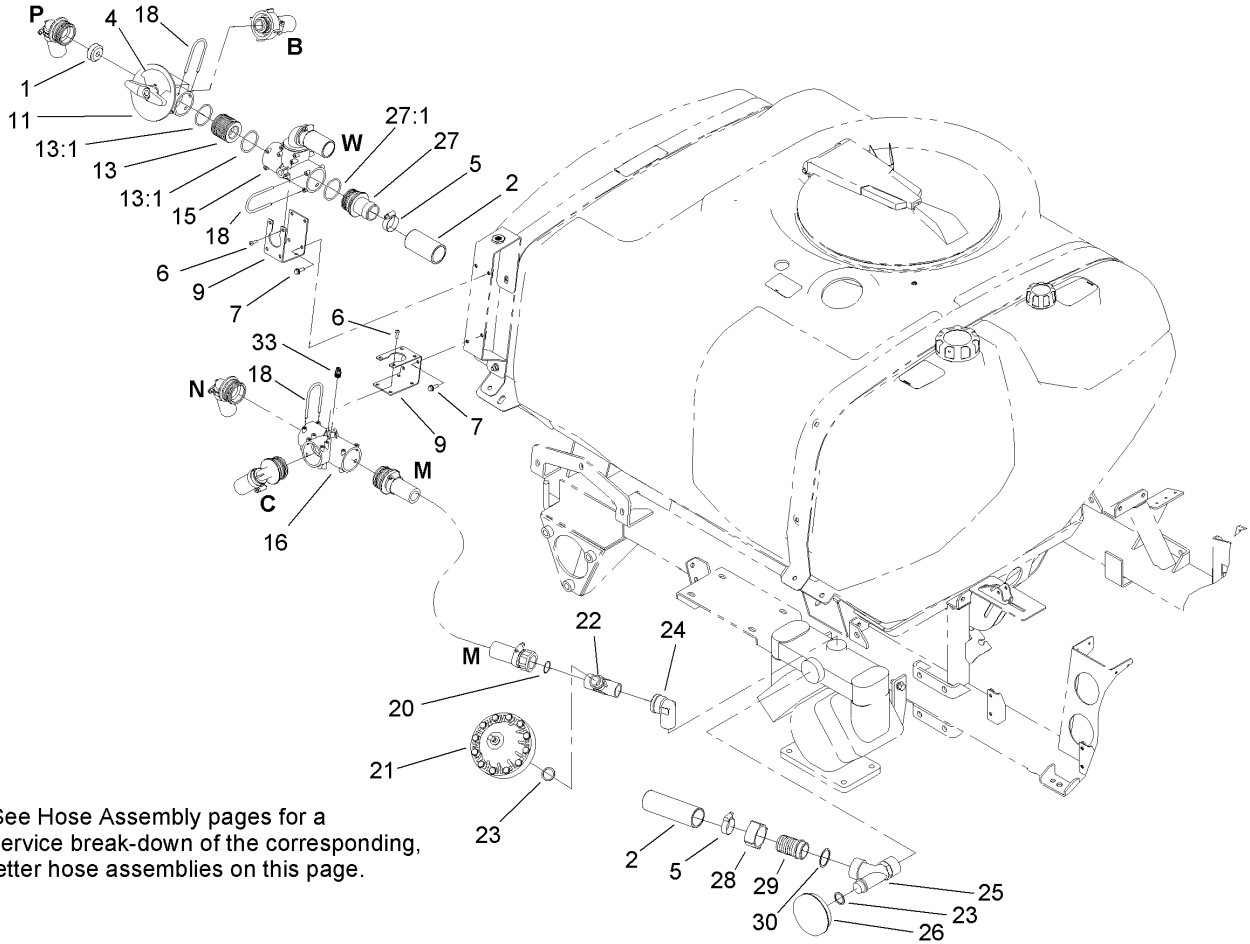
Ref	Part No.	Qty.	Description
1	114-5076	1	Steering Control ASM
2	100-8252	2	Hose ASM
2:1	237-78	1	O-Ring
2:2	237-42	1	O-Ring
3	94-8792	1	Column-Steering
4	100-8253	1	Hose ASM
4:1	237-42	1	O-Ring
4:2	237-79	1	O-Ring
5	100-8251	1	Hose ASM
5:1	237-42	2	O-Ring
6	93-5439	1	Seal-Steering
7	21-9260	1	Cover-Dust
8	98-1471	1	Wheel-Steering
8:1	98-1468	1	Cover-Wheel, Steering
9	110-8816	1	Nut-Hex
10	98-1459	1	Decal
11	237-164	2	Grommet
12	33113-020	4	Screw-HH
13	3290-379	17	Tie-Cable
14	3253-18	4	Washer-Lock
15	108-3582	1	Trim-Edge
16	104-8973	1	Cover-Hose, HYD
17	3256-27	1	Washer-Flat



Steering Control Assembly No. 114-5076

Ref	Part No.	Qty.	Description
1	108-1519	1	Seal Kit

--	--	--	--

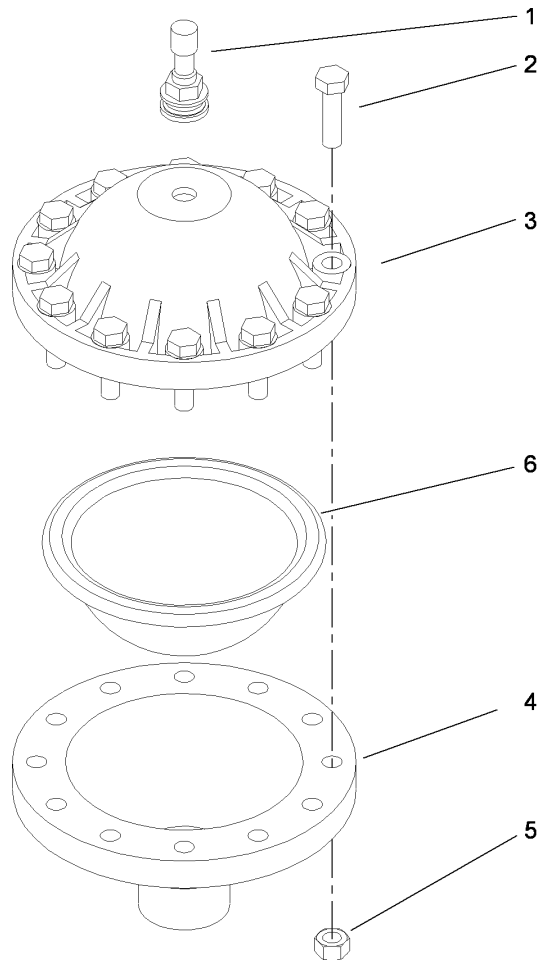


See Hose Assembly pages for a service break-down of the corresponding, letter hose assemblies on this page.

Sprayer Component Assembly No. 1

Ref	Part No.	Qty.	Description
1	110-5186	1	Reducer-Agitation
2	108-3686	1	Hose-Suction
4	107-8621	1	Decal-Agitation
5	41327	2	Clamp-Hose
6	32144-32	8	Screw
7	3234-4	4	Screw-HHF
9	100-8478	2	Bracket-Tee
11	100-8673	1	Agitation Valve ASM
13	106-4947	1	Connector
13:1	100-8637	2	O-Ring
15	100-6704	1	Tee
16	100-8675	1	Tee-Pressure
18	100-8635	8	Fork
20	100-6655	1	Gasket
21	100-6662	1	Damper-Pressure
22	100-8699	1	Tee
23	100-6656	2	O-Ring
24	100-8698	1	Elbow
25	100-8681	1	Tee
26	100-6660	1	Suction Damper ASM
27	106-4936	1	Hosebarb
27:1	100-8637	1	O-Ring
28	100-8678	1	Nut
29	100-8679	1	Hosebarb

Ref	Part No.	Qty.	Description
30	100-8680	1	Seal
33	100-8674	1	Coupler-Tube

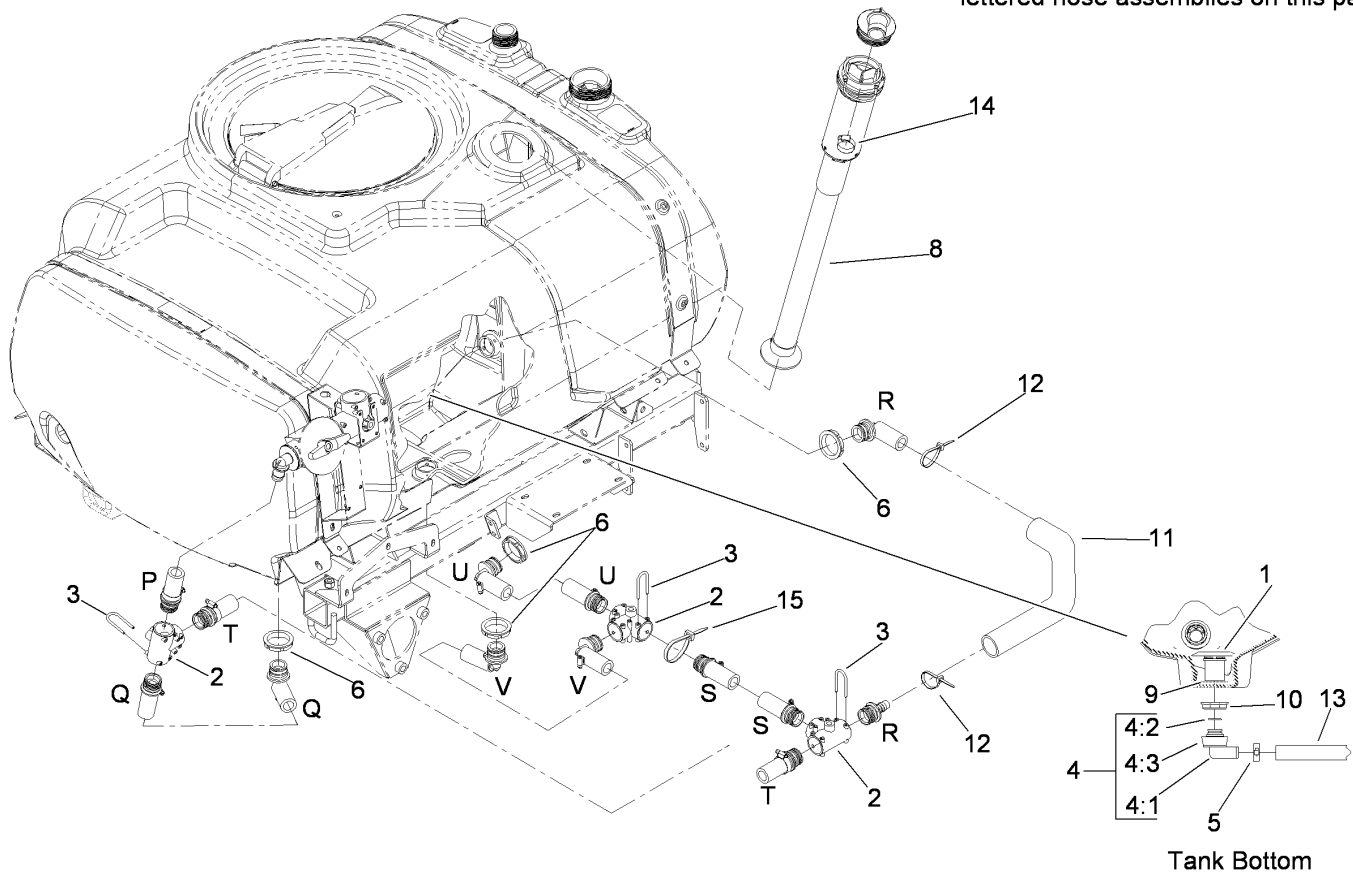


Pressure Damper Assembly No. 100-6662

Ref	Part No.	Qty.	Description
1	99-0895	1	Valve For Air-Pressure Damper
2	33114-030	12	Screw-HH
3	99-0896	1	Upper Half-Damper, Pressure
4	99-0898	1	Lower Half-Damper, Pressure
5	33014-00	12	Nut-Hex
6	99-0897	1	Diaphragm F. Pressure Damper

--	--	--	--

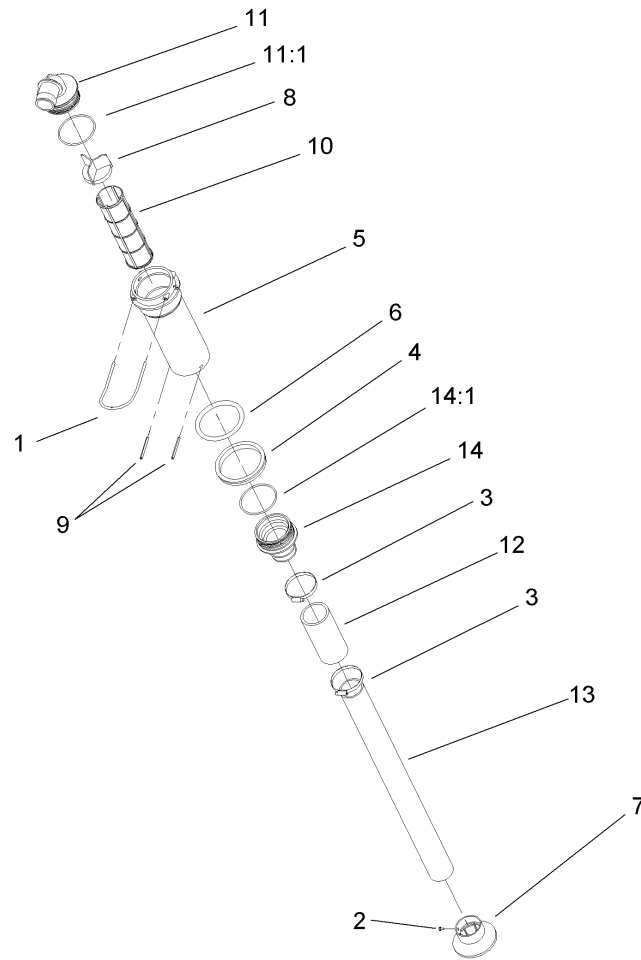
See Hose Assembly pages for a service break-down of the corresponding, lettered hose assemblies on this page.



Sprayer Component Assembly No. 2

Ref	Part No.	Qty.	Description
1	110-5166	1	Outlet-Drain
2	104-9041	3	Tee
3	100-6708	10	Fork
4	112-7904	1	90 DEG Elbow ASM
4:1	110-5217	1	Elbow-90 DEG
4:2	110-5239	1	O-Ring
4:3	110-5247	1	Nut-Fly
5	2412-34	1	Clamp-Hose
6	100-6713	4	Nut-Bulkhead
8		1	Top Mounted Suction ASM
9	110-5246	1	Seal-Plastic
10	110-5237	1	Nut-Ring, Plastic
11	107-8650	1	Conduit-Convoluted
12	3290-378	2	Tie-Cable
13	112-7905	1	Hose-Drain
14	41327	1	Clamp-Hose
15	1-809066	1	Tie-Plastic

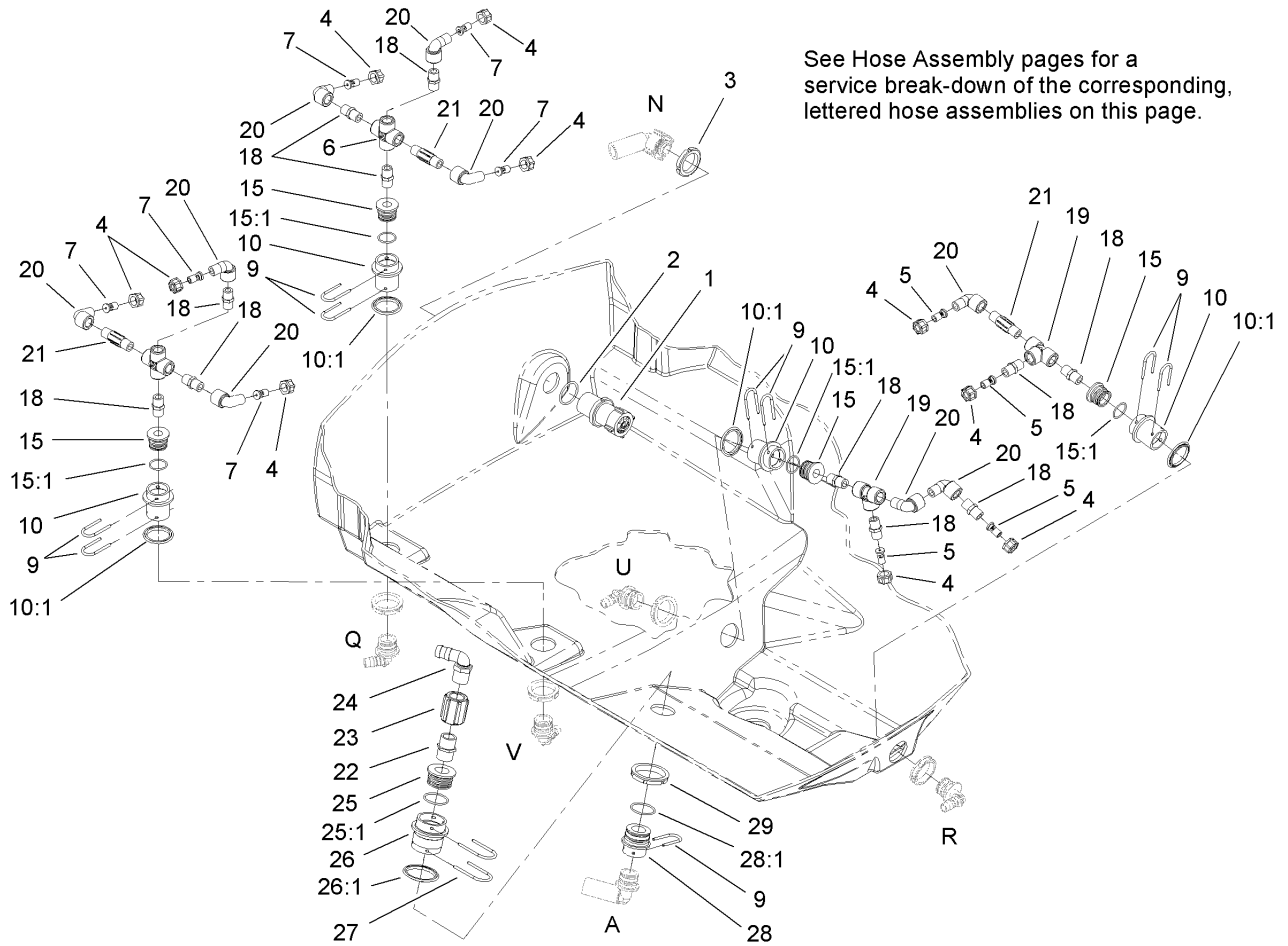
--	--	--	--



Top Mounted Suction Assembly

Ref	Part No.	Qty.	Description
1	100-8636	1	Fork-Special
2	108-3270	1	Screw-TAP
3	26392	2	Clamp-Hose
4	100-8647	1	Nut-Bulkhead
5	100-8643	1	Housing-Filter
6	100-8646	1	Gasket-Bulkhead
7	100-6714	1	Foot-Tube, Suction
8	100-8641	1	Vane-Screen
9	100-8644	2	Pin-Expansion
10	100-6992	1	Element-Filter, Red
10	100-6991	1	Element-Filter, Green
10	100-8642	1	Screen-Suction, Mesh 50
11	106-4952	1	Hosebarb-90 DEG
11:1	100-6989	1	O-Ring
12	100-8649	1	Hose-Suction
13	107-8625	1	Tube-Suction
14	106-4942	1	Hosebarb-Straight
14:1	100-6989	1	O-Ring

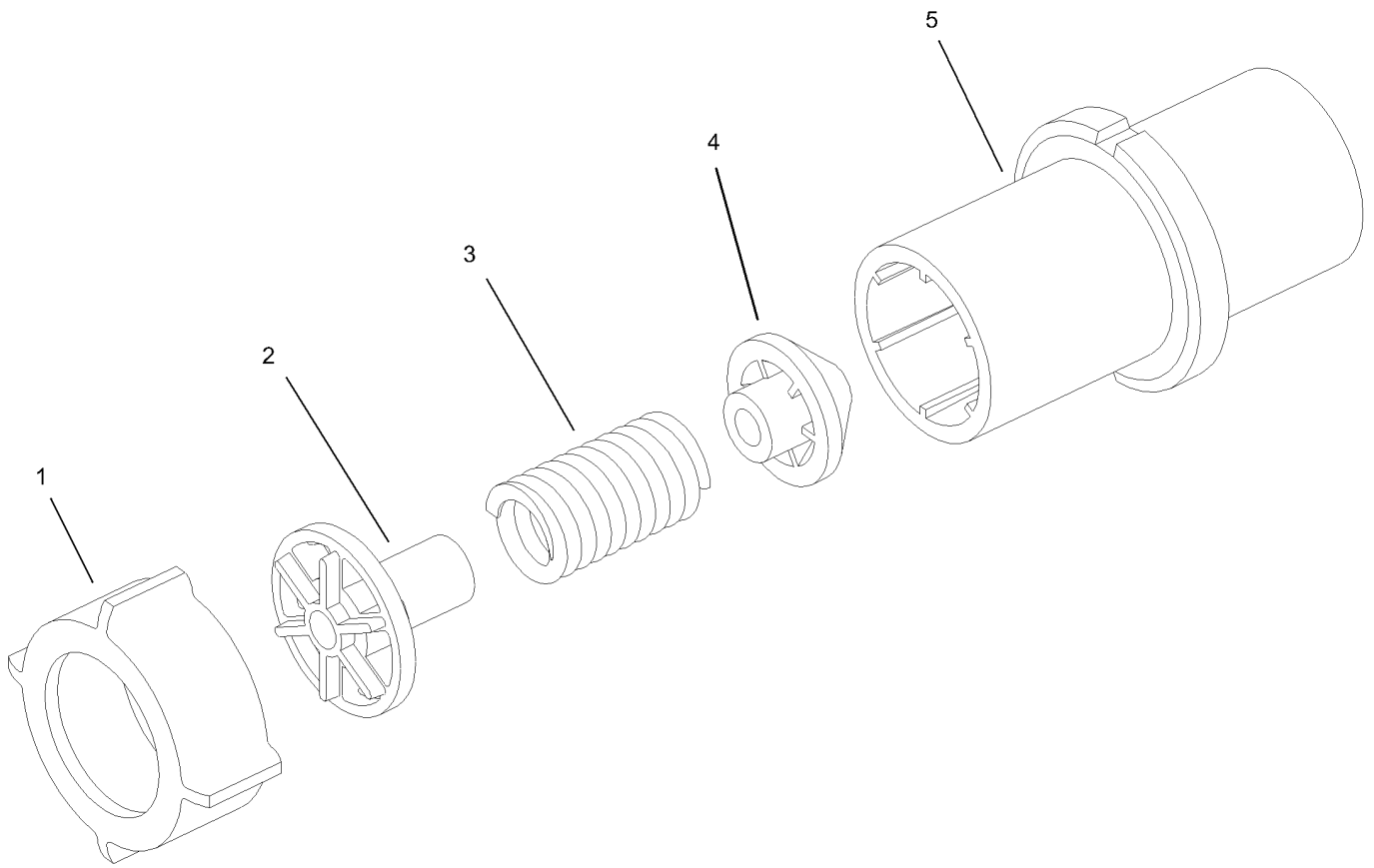
--	--	--	--



Sprayer Component Assembly No. 3

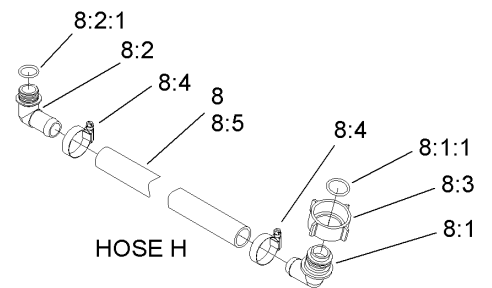
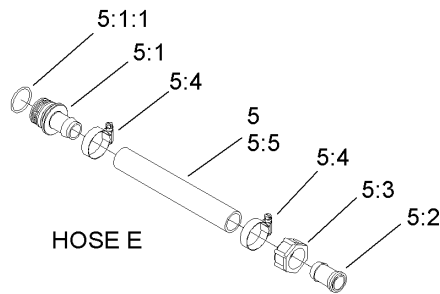
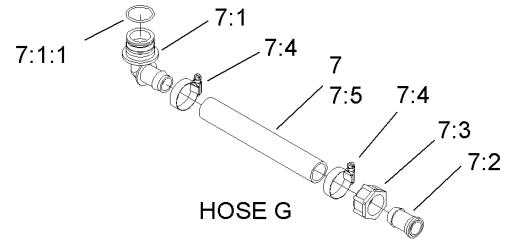
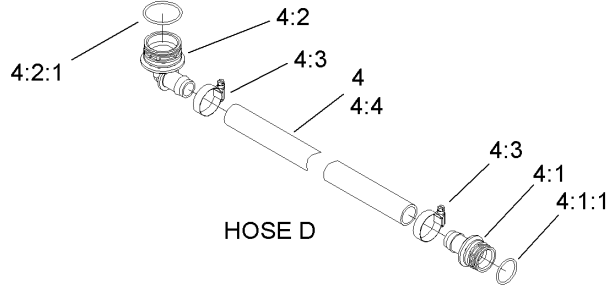
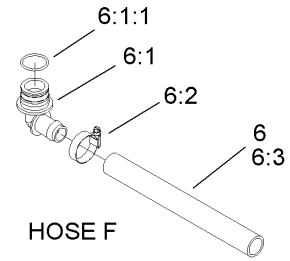
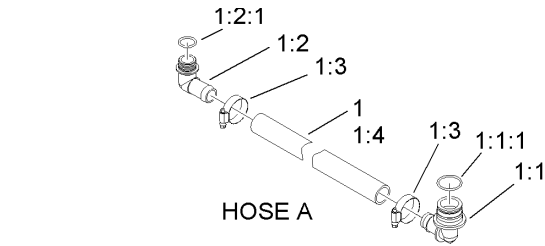
Ref	Part No.	Qty.	Description
1	100-6820	1	Valve-Safety, 225 Psi
2	100-6652	1	Gasket
3	99-0761	1	Ringnut
4	99-0766	10	Nut
5	100-6705	4	Nozzle-Agitation
6	110-5248	2	Cross
7	100-6706	6	Nozzle-Agitation
9	100-6708	9	Fork
10	106-4896	4	Fitting-Bulkhead
10:1	100-6710	1	Gasket-Bulkhead
15	106-4943	4	Adapter ASM
15:1	100-6712	1	O-Ring
18	108-3574	11	Nipple-Short
19	94-7100	2	Tee
20	108-3573	9	Elbow-90 DEG
21	94-7103	3	Nipple
22	108-3578	1	Nipple-Short
23	108-3577	1	Union-Short
24	108-3576	1	Elbow-90 DEG, Barbed
25	108-3357	1	Adapter ASM
25:1	100-8637	1	O-Ring
26	108-3358	1	Fitting-Bulkhead
26:1	107-2864	1	Gasket-Bulkhead
27	100-8635	2	Fork

Ref	Part No.	Qty.	Description
28	106-4938	1	Reducer ASM
28:1	100-8637	1	O-Ring
29	100-7051	1	Nut-Bulkhead



Safety Valve Assembly No. 100-6820

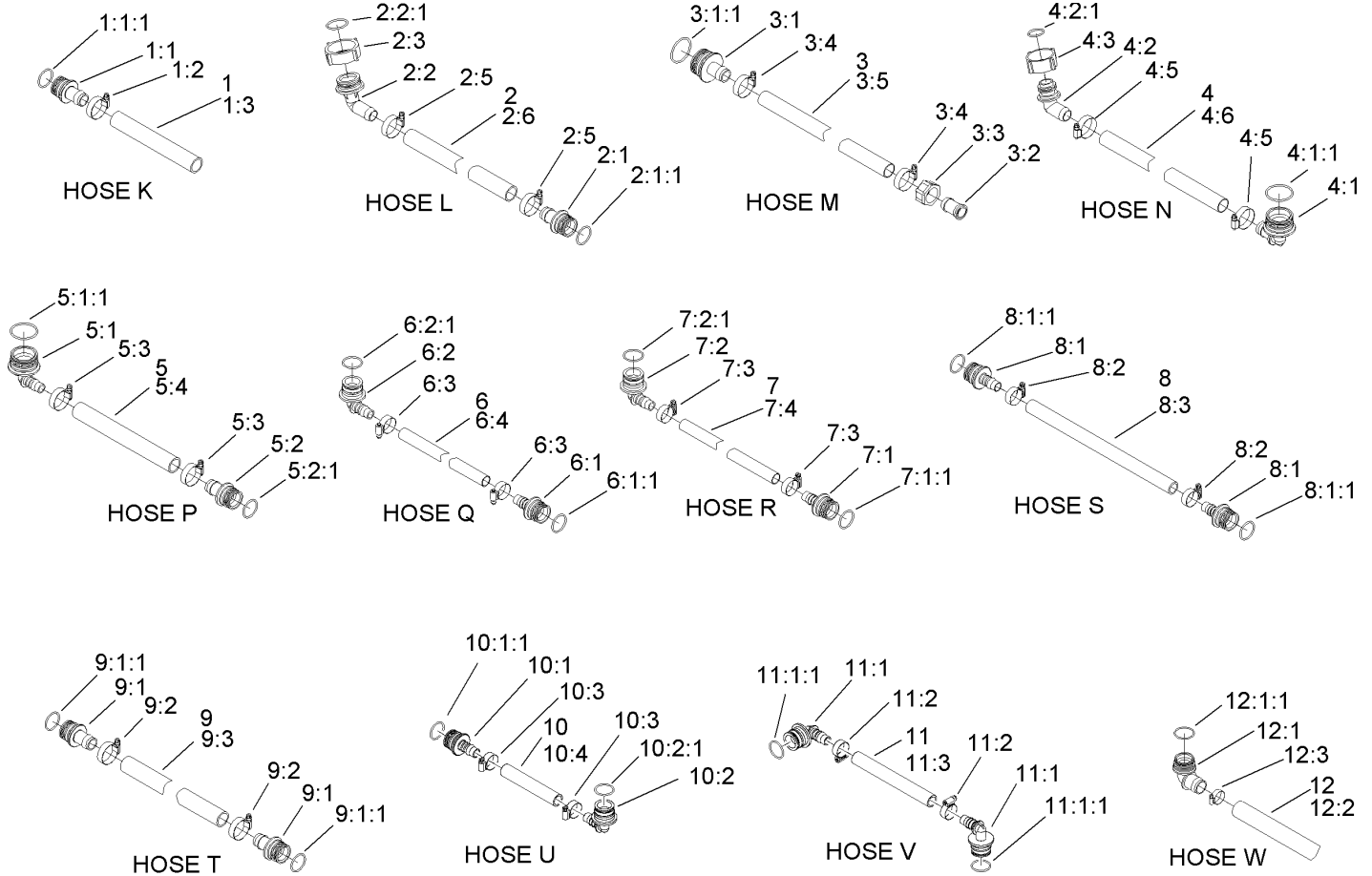
Ref	Part No.	Qty.	Description				
1	100-8678	1	Nut				
2	100-6724	1	Valve-Relief, Seat				
3	100-6725	1	Spring-Relief, Valve				
4	100-6726	1	Cone-Relief, Valve				
5	100-6727	1	Housing-Relief, Valve				



Hose Assemblies No. 1

Ref	Part No.	Qty.	Description
②1		1	Boom Bypass Hose ASM
1:1	106-4945	1	Elbow
1:1:1	100-6712	1	O-Ring
1:2	106-4948	1	Hose Barb ASM
1:2:1	100-6882	1	O-Ring
1:3	2412-3	2	Clamp-Hose
1:4	104-9044	1	Hose-Bypass, Boom
②4		1	Pressure Manifold Hose ASM
4:1	106-4935	1	Hosebarb ASM
4:1:1	100-6712	1	O-Ring
4:2	106-4933	1	Hosebarb ASM
4:2:1	100-8637	1	O-Ring
4:3	2412-3	2	Clamp-Hose
4:4	104-8915	1	Hose-Pressure
②5		1	Main Supply Hose ASM
5:1	106-4935	1	Hosebarb ASM
5:1:1	100-6712	1	O-Ring
5:2	99-0781	1	Hosebarb
5:3	99-0769	1	Nut
5:4	2412-3	2	Clamp-Hose
5:5	104-8909	1	Hose-Bypass
②6		1	Control Supply Hose ASM
6:1	106-4945	1	Elbow
6:1:1	100-6712	1	O-Ring

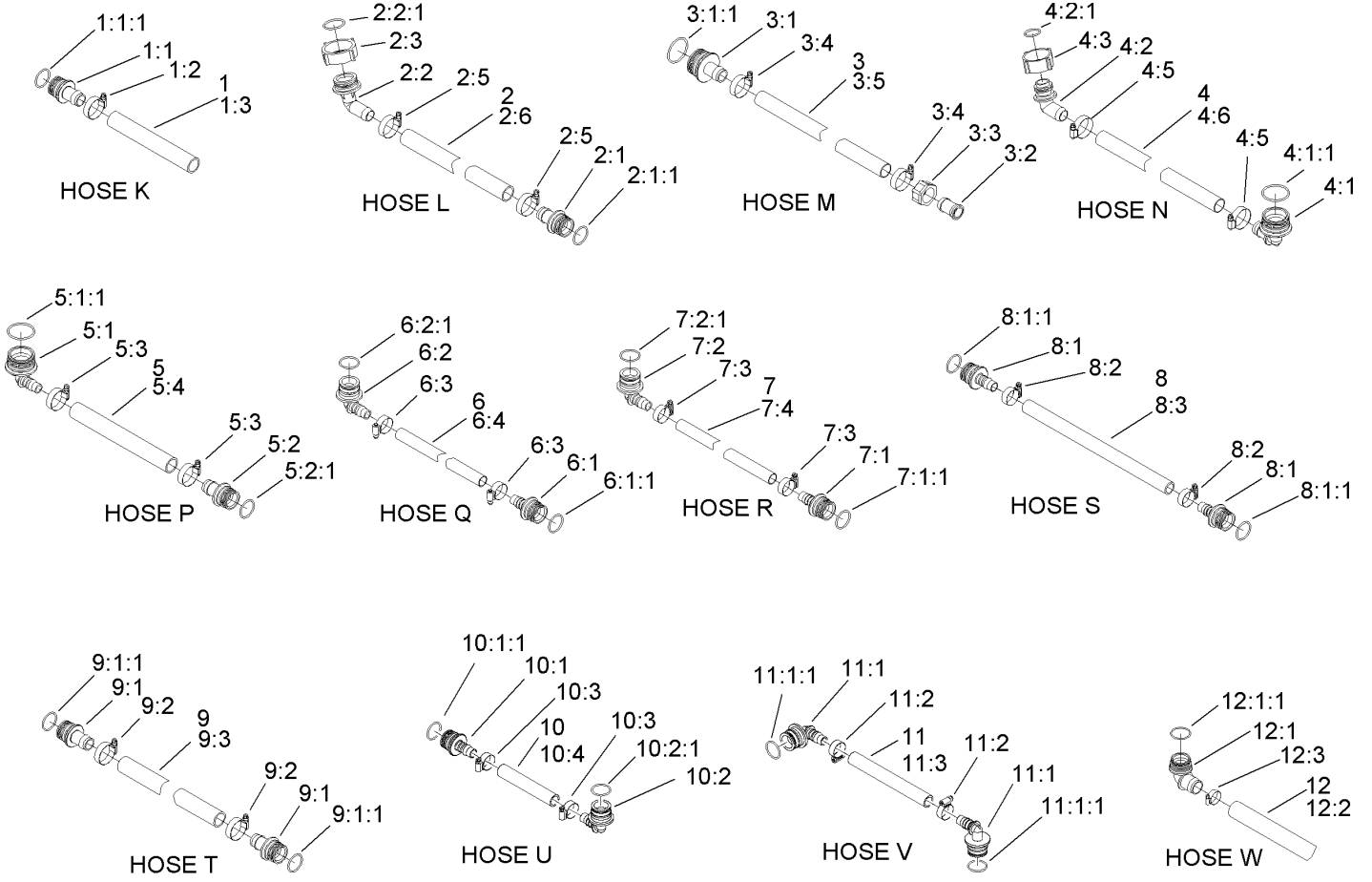
Ref	Part No.	Qty.	Description
6:2	2412-3	1	Clamp-Hose
6:3	104-8908	1	Hose-Bypass
②7		1	Pressure Control Hose ASM
7:1	106-4945	1	Elbow
7:1:1	100-6712	1	O-Ring
7:2	99-0781	1	Hosebarb
7:3	99-0769	1	Nut
7:4	2412-3	2	Clamp-Hose
7:5	104-8909	1	Hose-Bypass
②8		1	Flowmeter Hose ASM
8:1	106-4949	1	Hosebarb
8:1:1	100-6646	1	O-Ring
8:2	106-4948	1	Hose Barb ASM
8:2:1	100-6882	1	O-Ring
8:3	100-8678	1	Nut
8:4	2412-3	2	Clamp-Hose
8:5	104-8906	1	Hose-Pressure



Hose Assemblies No. 2

Ref	Part No.	Qty.	Description
②1		1	Main On/Off Bypass Hose ASM
1:1	106-4935	1	Hosebarb ASM
1:1:1	100-6712	1	O-Ring
1:2	2412-3	1	Clamp-Hose
1:3	104-8909	1	Hose-Bypass
②2		1	Agitation Valve Hose ASM
2:1	106-4935	1	Hosebarb ASM
2:1:1	100-6712	1	O-Ring
2:2	106-4950	1	Hose Barb ASM
2:2:1	100-8671	1	O-Ring
2:3	100-8669	1	Nut
2:5	2412-3	2	Clamp-Hose
2:6	104-8915	1	Hose-Pressure
②3		1	Manifold Tee Hose ASM
3:1	106-4932	1	Hosebarb-Straight
3:1:1	100-8637	1	O-Ring
3:2	99-0781	1	Hosebarb
3:3	99-0769	1	Nut
3:4	2412-3	2	Clamp-Hose
3:5	104-8712	1	Hose
②4		1	Relief Valve Hose ASM
4:1	106-4933	1	Hosebarb ASM
4:1:1	100-8637	1	O-Ring
4:2	106-4949	1	Hosebarb

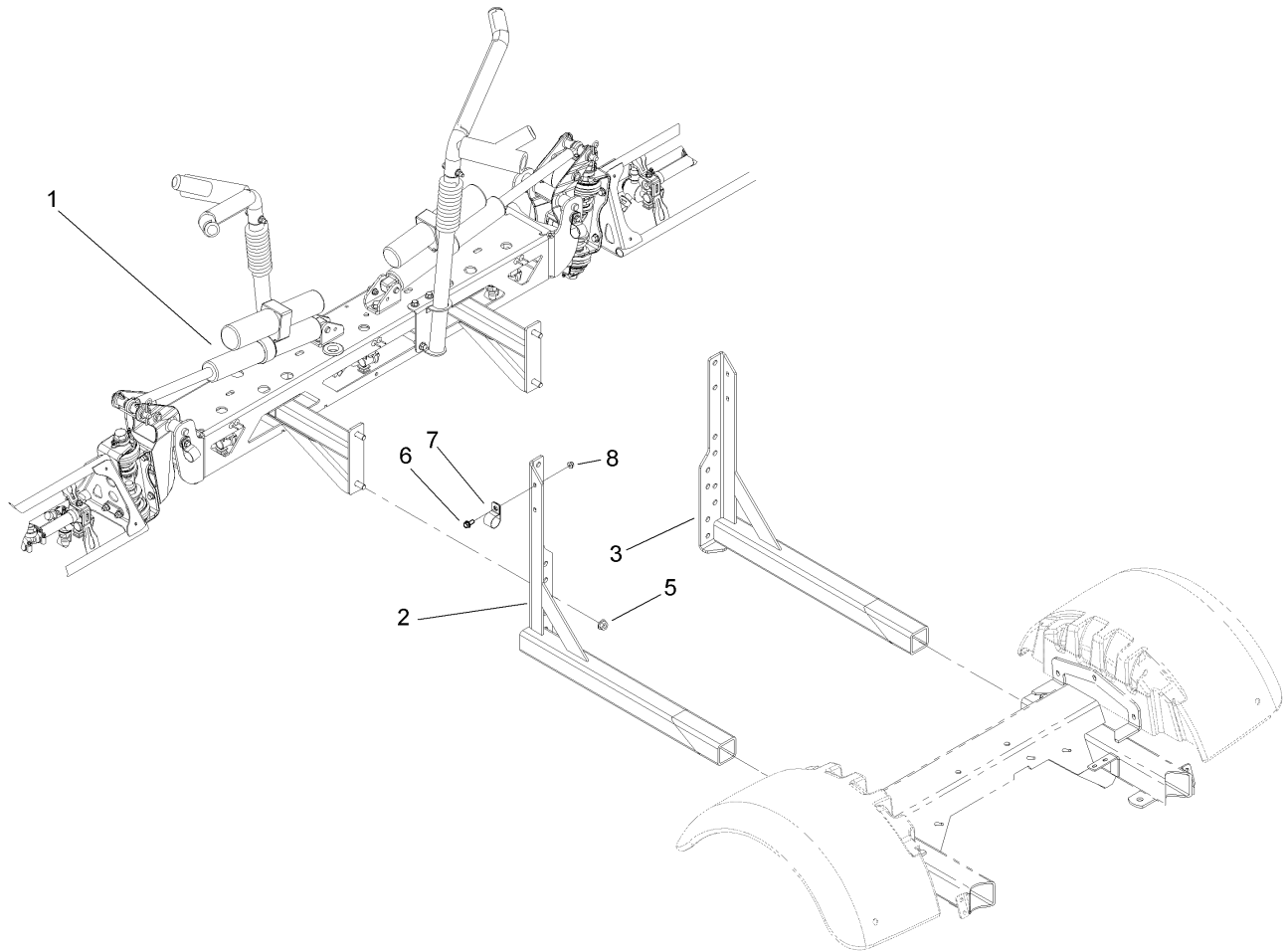
Ref	Part No.	Qty.	Description
4:2:1	100-6646	1	O-Ring
4:3	100-8678	1	Nut
4:5	2412-3	2	Clamp-Hose
4:6	104-8710	1	Hose
②5		1	Agitation Valve Hose ASM
5:1	106-4933	1	Hosebarb ASM
5:1:1	100-8637	1	O-Ring
5:2	106-4935	1	Hosebarb ASM
5:2:1	100-6712	1	O-Ring
5:3	2412-3	2	Clamp-Hose
5:4	107-8642	1	Hose
②6		1	Rear Hose Agitation ASM
6:1	106-4939	1	Hosebarb-Straight
6:1:1	100-6712	1	O-Ring
6:2	106-4940	1	Hosebarb-90 DEG
6:2:1	100-6712	1	O-Ring
6:3	2412-129	2	Clamp-Hose
6:4	106-1360	1	Hose
②7		1	Front Agitation Hose ASM
7:1	106-4939	1	Hosebarb-Straight
7:1:1	100-6712	1	O-Ring
7:2	106-4940	1	Hosebarb-90 DEG
7:2:1	100-6712	1	O-Ring
7:3	2412-129	2	Clamp-Hose



Hose Assemblies No. 2 (continued)

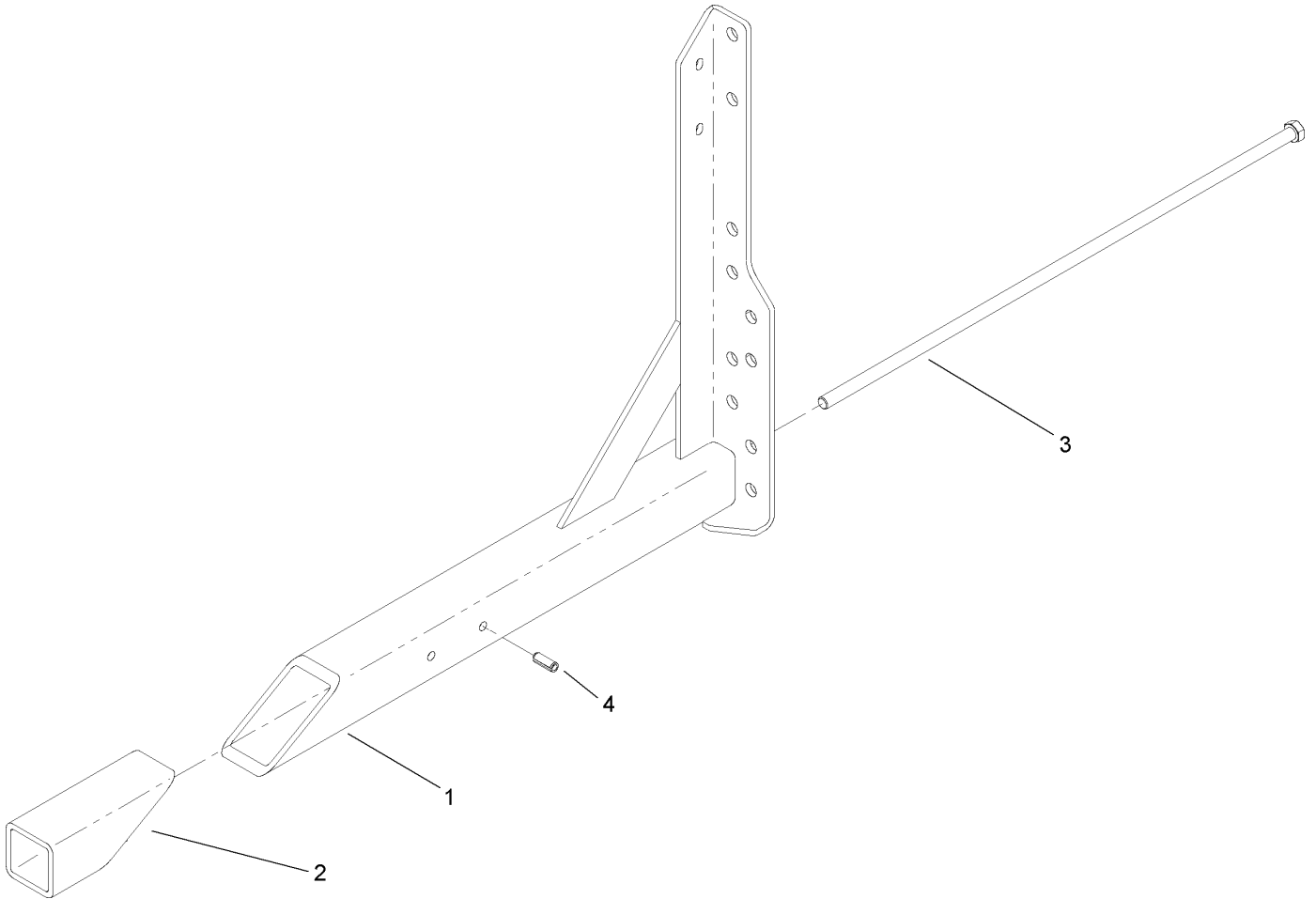
Ref	Part No.	Qty.	Description
7:4	104-8706	1	Hose
②8		1	Agitation Hose ASM
8:1	106-4939	2	Hosebarb-Straight
8:1:1	100-6712	1	O-Ring
8:2	2412-129	2	Clamp-Hose
8:3	108-3689	1	Hose
②9		1	Agitation Tee Hose ASM
9:1	106-4935	2	Hosebarb ASM
9:1:1	100-6712	1	O-Ring
9:2	2412-3	2	Clamp-Hose
9:3	104-9039	1	Hose-Tee, Agitation
②10		1	Agitation Hose ASM
10:1	106-4939	1	Hosebarb-Straight
10:1:1	100-6712	1	O-Ring
10:2	106-4940	1	Hosebarb-90 DEG
10:2:1	100-6712	1	O-Ring
10:3	2412-129	2	Clamp-Hose
10:4	108-3366	1	Hose
②11		1	Agitation Hose ASM
11:1	106-4940	2	Hosebarb-90 DEG
11:1:1	100-6712	1	O-Ring
11:2	2412-129	2	Clamp-Hose
11:3	108-3365	1	Hose
②12		1	Suction Hose ASM

Ref	Part No.	Qty.	Description
12:1	110-5156	1	Suction Elbow ASM
12:1:1	100-8637	1	O-Ring
12:2	108-3685	1	Hose-Suction
12:3	41327	1	Clamp-Hose



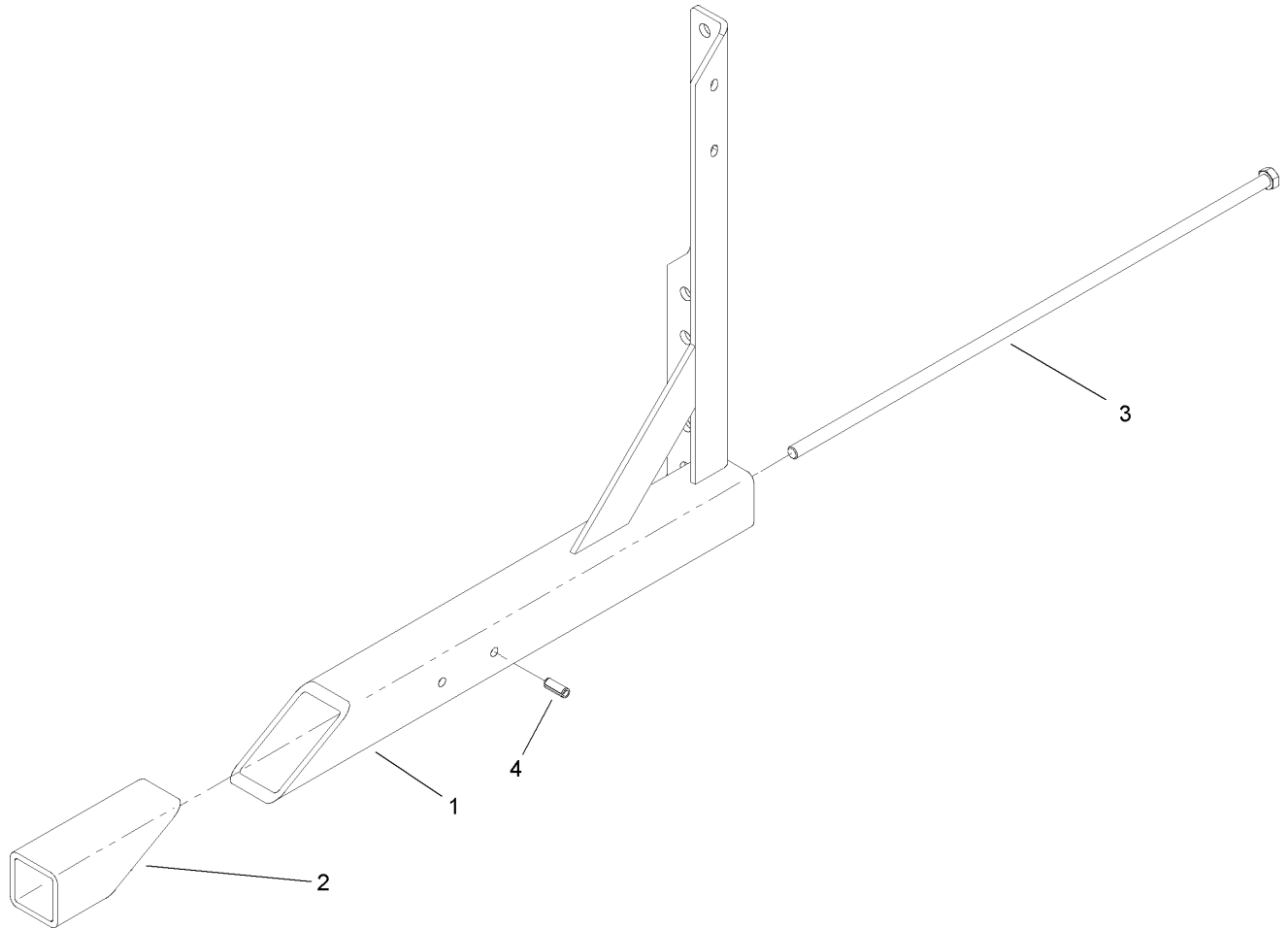
Boom Mount Assembly

Ref	Part No.	Qty.	Description	
1		1	Boom ASM	
2		1	RH Boom Mount ASM	
3		1	LH Boom Mount ASM	
5	32128-49	4	Nut-HHF	
6	3234-5	1	Screw-HHF	
7	114-9566	1	Clamp-R	
8	104-8300	1	Nut-Flange, NI	



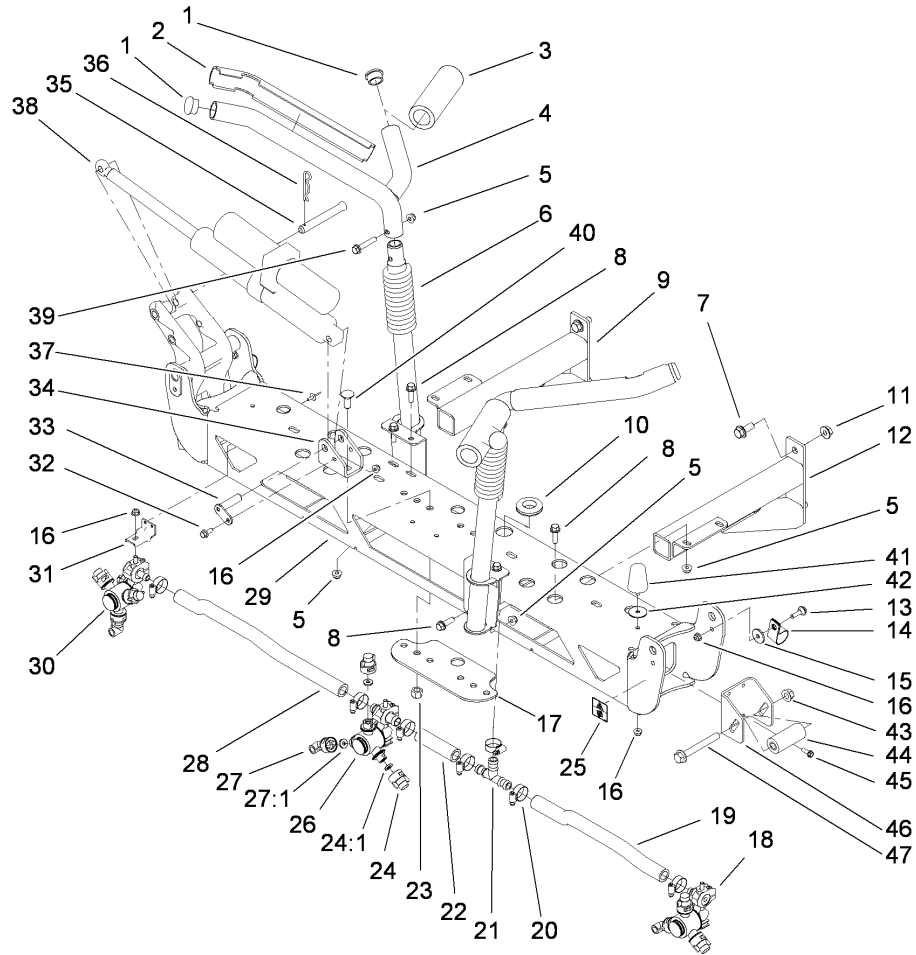
Right Hand Boom Mount Assembly

Ref	Part No.	Qty.	Description
1	108-3714-03	1	RH Boom Mount ASM
2	107-8638-03	1	Wedge-Tube
3	107-8620	1	Screw-HH
4	32121-41	1	Pin-Roll



Left Hand Boom Mount Assembly

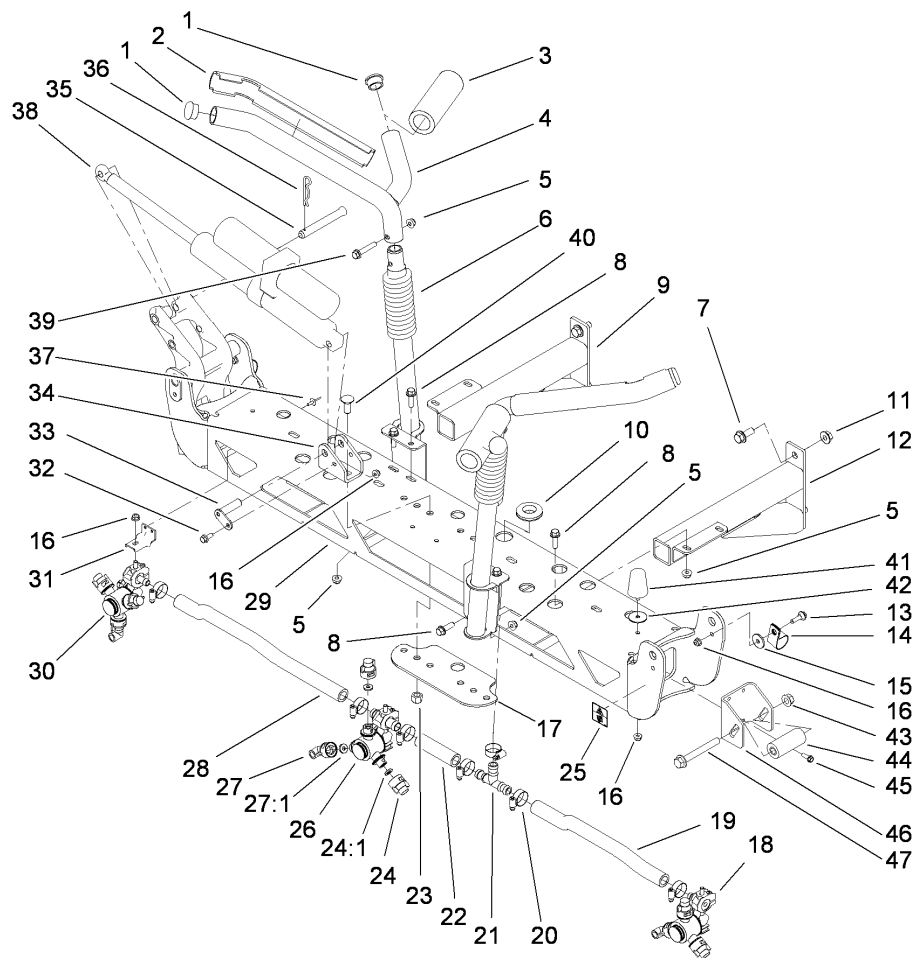
Ref	Part No.	Qty.	Description
1	108-3715-03	1	LH Boom Mount ASM
2	107-8638-03	1	Wedge-Tube
3	107-8620	1	Screw-HH
4	32121-41	1	Pin-Roll



Boom Assembly No. 1

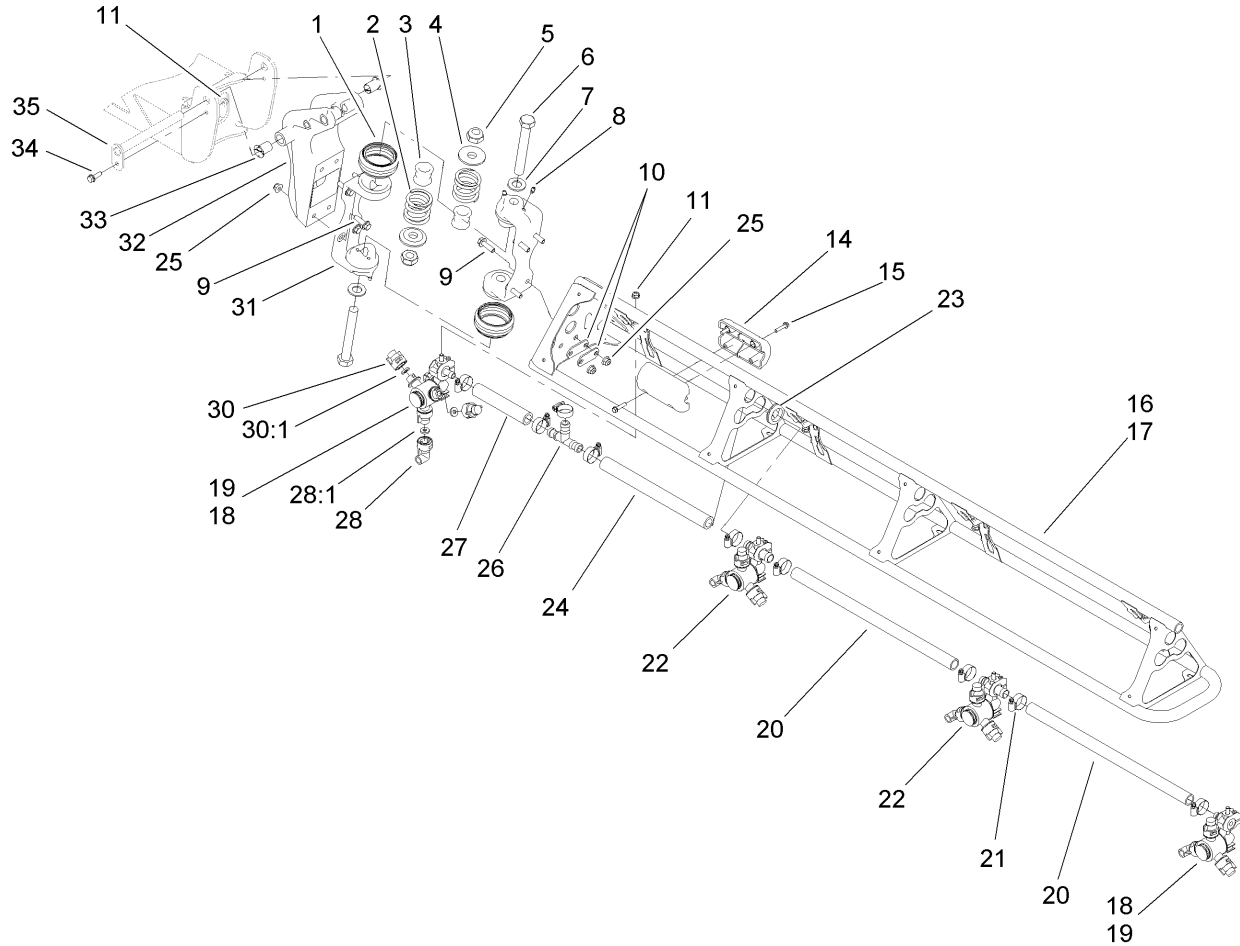
Ref	Part No.	Qty.	Description
1	108-3489	4	Cap-Tube
2	108-3495	2	Cover-Slide
3	108-3457	2	Spacer
4	108-3476-03	2	Upper Cradle ASM
5	104-8301	12	Nut-Flange, NI
6	108-3472-03	2	Lower Cradle ASM
7	110-5057	4	Capscrew-HHF
8	110-5050	10	Screw-HHF
9	108-3408-03	1	Frame-Mount, Boom (LH)
10	108-3723	1	Grommet
11	108-3745	4	Nut-HF, Whiz
12	108-3409-03	1	Frame-Mount, Boom (RH)
13	108-3744	2	Screw-Shoulder
14	114-9566	2	Clamp-R
15	108-3743	2	Washer
16	104-8300	17	Nut-Flange, NI
17	108-3469-03	1	Plate-Washer
18	108-3726	1	Body-Turret, Single (RH)
19	108-3718	1	Hose-Boom, Center (RH)
20	2412-129	7	Clamp-Hose
21	108-3439	1	Tee
22	108-3717	1	Hose-Boom
23	3296-23	2	Nut-Lock, NI
24	95-9187	6	Cap-Blank

Ref	Part No.	Qty.	Description
24:1	40998	1	Seat-Gasket
25	114-9576	2	Decal-Pinchpoint
26	108-3727	1	Body-Turret, Double
27	95-9186	3	Cap
27:1	40998	1	Seat-Gasket
28	108-3735	1	Hose-Boom, Center (LH)
29	114-9579-03	1	Frame ASM
30	108-3725	1	Body-Turret, Single (LH)
31	107-8775	3	Bracket-Mount, Nozzle
32	110-5053	2	Screw-Flange
33	112-7884	2	Pivot Pin ASM
34	114-9560-03	1	Strap-Clevis
35	108-3436	2	Pin-Clevis
36	3290-468	2	Pin-Cotter
37	3269-18	6	Rivet-Pop
38	108-3438	2	Actuator
39	108-3742	2	Screw-HHF
40	110-5067	2	Screw-CARR
41	110-5070	2	Bumper-Neoprene
42	3256-68	2	Washer-Flat
43	32128-54	2	Nut-HF
44	112-7881	2	Bumper
45	108-3748	8	Screw-HHF
46	112-7872	2	Bracket-Hard Stop



Boom Assembly No. 1 (continued)

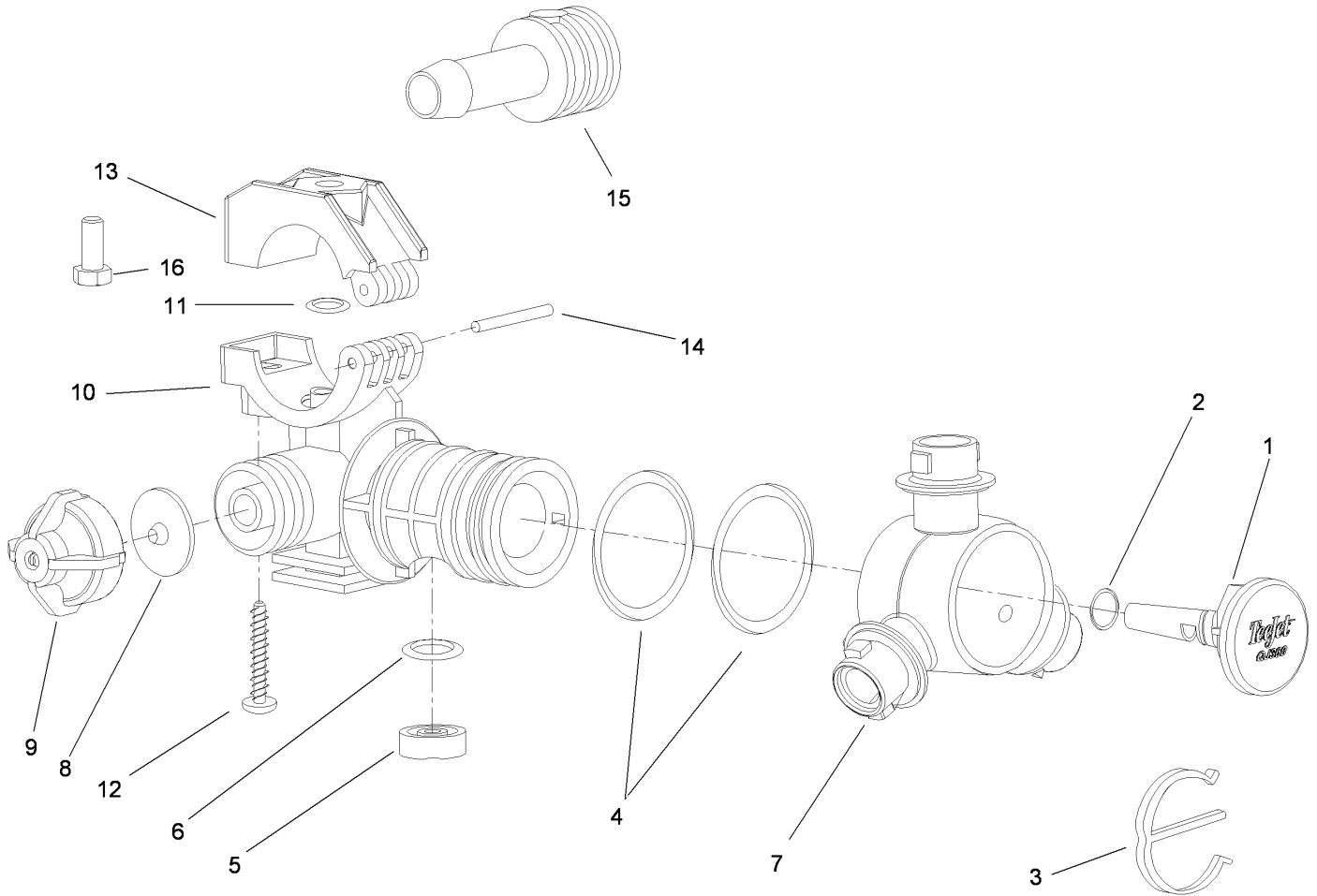
Ref	Part No.	Qty.	Description
47	105-1763	2	Screw-HHF



Left and Right Hand Boom Assembly

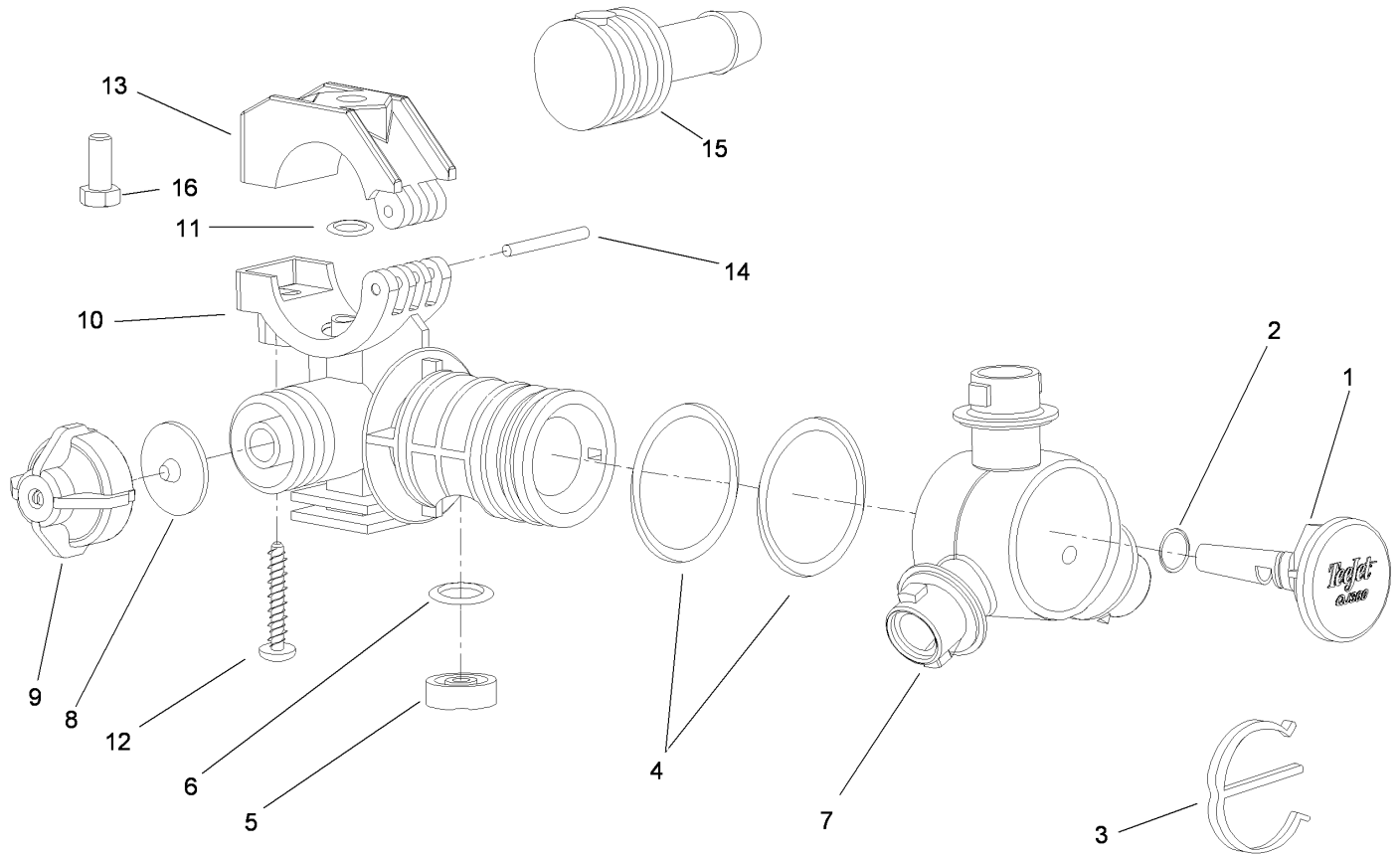
Ref	Part No.	Qty.	Description
1	108-3459	4	Boot-Hinge
2	108-3440	4	Spring-Breakaway, Boom
3	108-3730	4	Tube-Hinge
4	108-3444	4	Retainer-Spring
5	3296-15	4	Nut-Lock, NI
6	108-3738	4	Screw-HH
7	110-5054	4	Washer-Flat
8	302-5	8	Fitting-Grease
9	110-5050	16	Screw-HHF
10	108-3605	8	Plate-Backing
11	104-8300	10	Nut-Flange, NI
14	108-3429	4	Block-Slide
15	108-3746	8	Screw-Plastite
16	108-3524-03	1	RH Boom ASM
17	108-3525-03	1	LH Boom ASM
18	108-3726	2	Body-Turret, Single (RH)
19	108-3725	2	Body-Turret, Single (LH)
20	40506	4	Hose-Jumper
21	2412-129	18	Clamp-Hose
22	108-3727	4	Body-Turret, Double
23	240-3	4	Grommet-Rubber
24	108-3721	2	Hose-Boom
25	104-8301	16	Nut-Flange, NI
26	108-3439	2	Tee

Ref	Part No.	Qty.	Description
27	108-3728	2	Hose-Boom
28	95-9186	8	Cap
28:1	40998	1	Seat-Gasket
30	95-9187	16	Cap-Blank
30:1	40998	1	Seat-Gasket
31	108-3471-03	4	Hinge
32	108-3600-03	2	Bracket-Pivot
33	100-8541	4	Bushing-A Arm
34	108-3748	2	Screw-HHF
35	108-3419	2	Pivot Pin ASM
36	107-8650	2	Conduit-Convoluted
37	3290-378	4	Tie-Cable



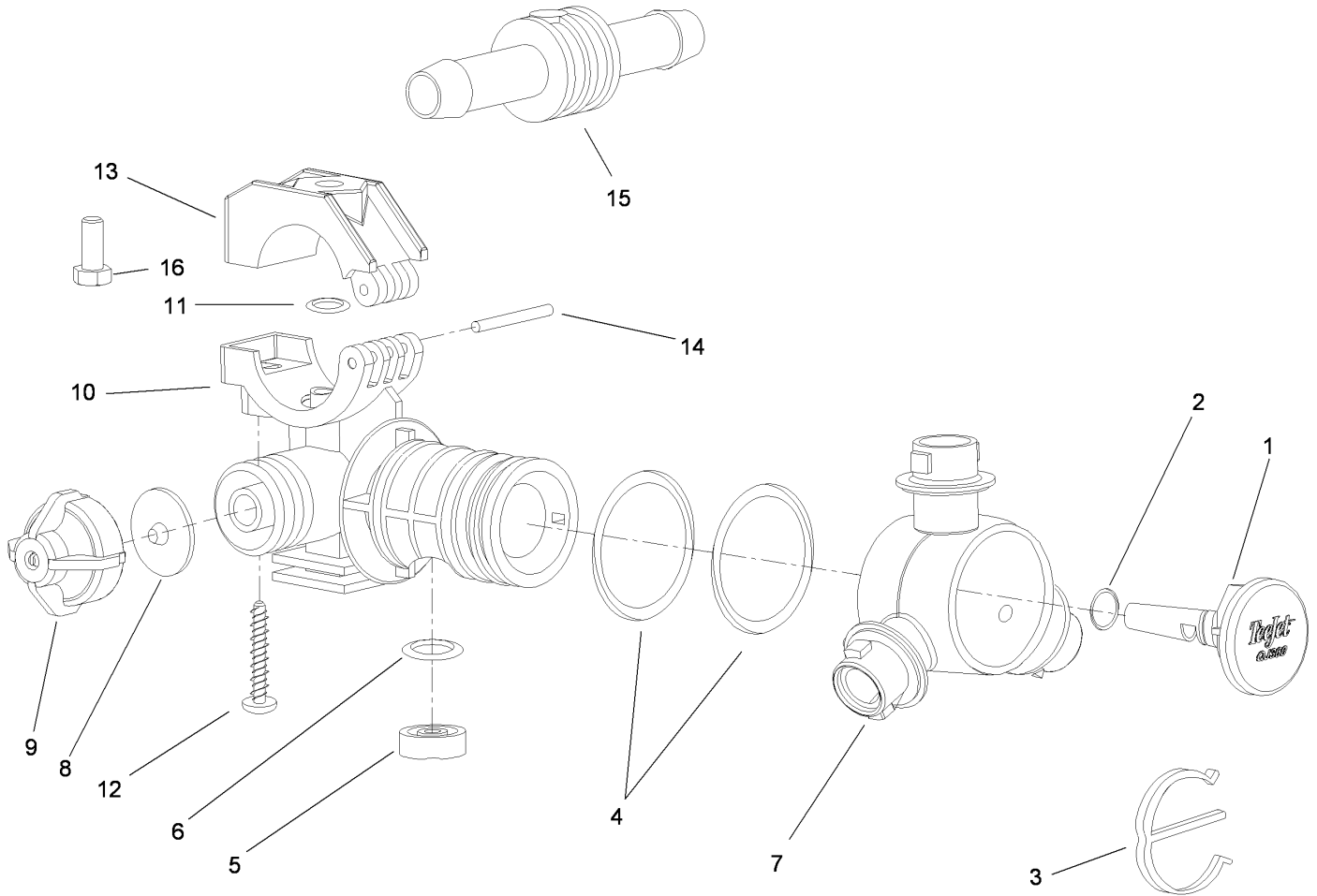
RH Single Turret Body Assembly No. 108-3726

Ref	Part No.	Qty.	Description
1	95-9200	1	Plug
2	95-9198	1	O-Ring
3	95-9197	1	E-Clip
4	95-9199	2	O-Ring
5	108-3264	1	Seal-Viton
6	108-3265	1	O-Ring-Viton
7	95-9196	1	Turret
8	41003	1	Diaphragm
9	95-9193	1	Cap-Diaphragm
10	95-9192	1	Body-Split Eyelet
11	95-9191	1	O-Ring
12	99-0811	1	Screw-Clamp
13	99-0812	1	Clamp-Upper
14	99-0814	1	Pin-Pivot
15	95-9201	1	Shank-Hose
16	322-3	1	Screw-HH



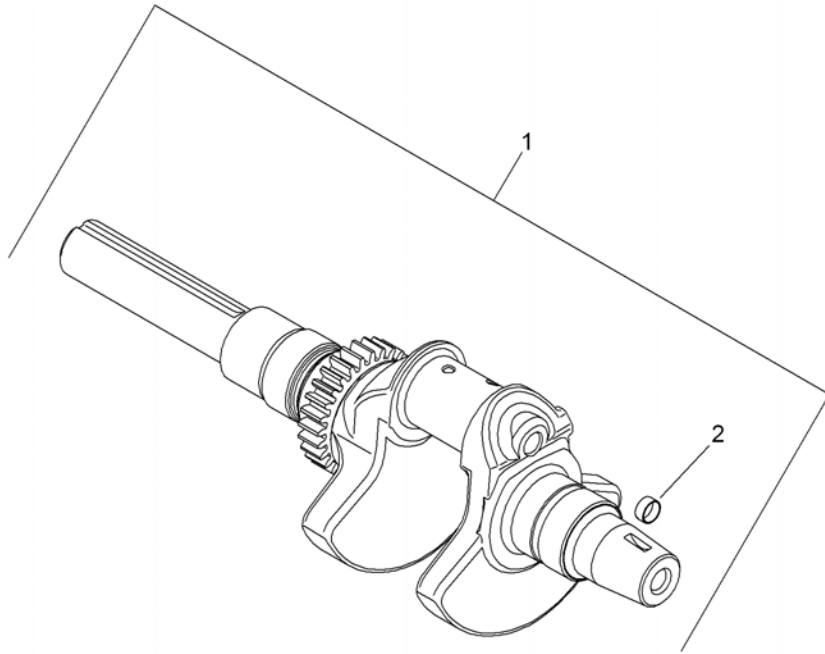
LH Single Turret Body Assembly No. 108-3725

Ref	Part No.	Qty.	Description
1	95-9200	1	Plug
2	95-9198	1	O-Ring
3	95-9197	1	E-Clip
4	95-9199	2	O-Ring
5	108-3264	1	Seal-Viton
6	108-3265	1	O-Ring-Viton
7	95-9196	1	Turret
8	41003	1	Diaphragm
9	95-9193	1	Cap-Diaphragm
10	95-9192	1	Body-Split Eyelet
11	95-9191	1	O-Ring
12	99-0811	1	Screw-Clamp
13	99-0812	1	Clamp-Upper
14	99-0814	1	Pin-Pivot
15	95-9201	1	Shank-Hose
16	322-3	1	Screw-HH



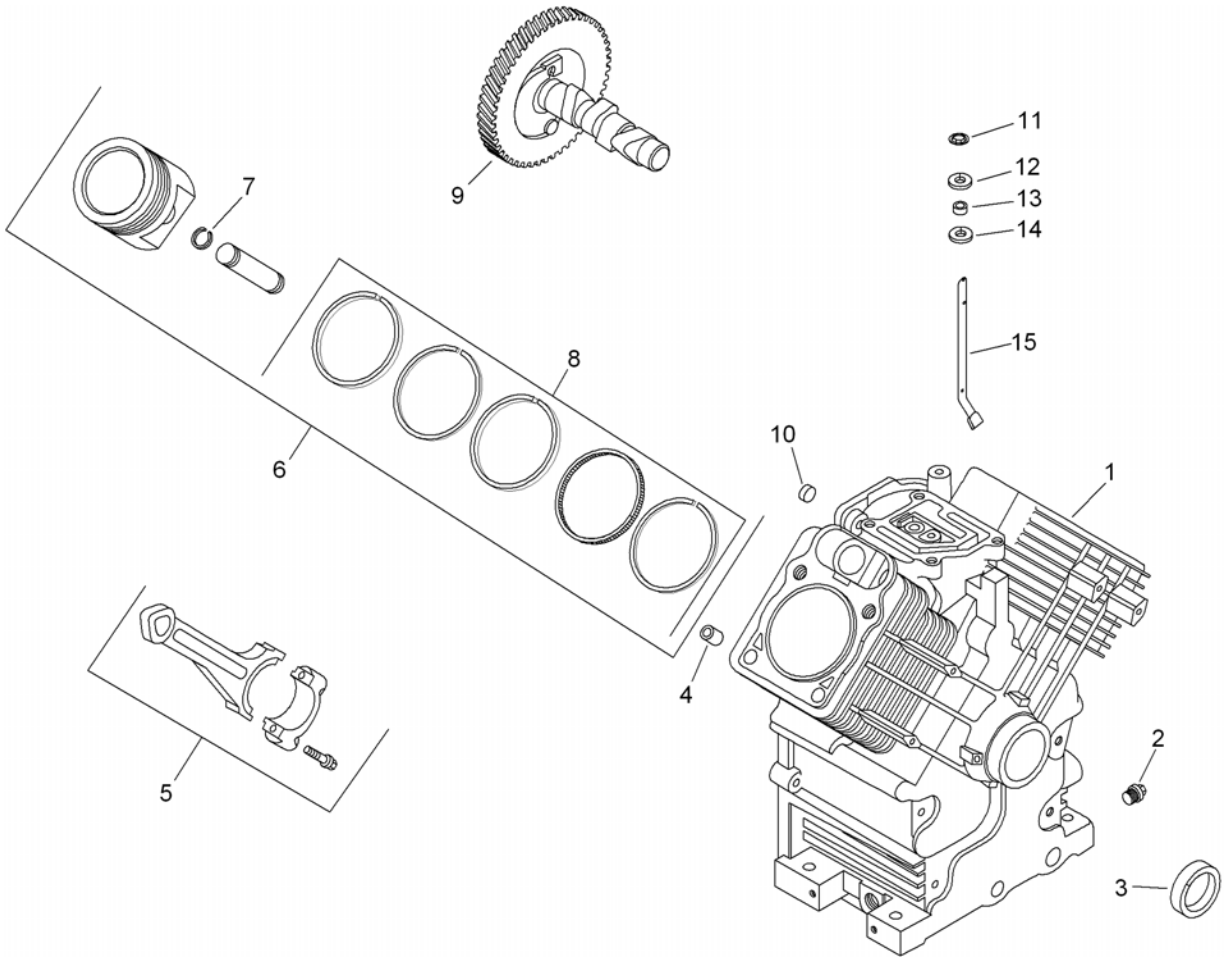
Double Turret Body Assembly No. 108-3727

Ref	Part No.	Qty.	Description
1	95-9200	1	Plug
2	95-9198	1	O-Ring
3	95-9197	1	E-Clip
4	95-9199	2	O-Ring
5	108-3264	1	Seal-Viton
6	108-3265	1	O-Ring-Viton
7	95-9196	1	Turret
8	41003	1	Diaphragm
9	95-9193	1	Cap-Diaphragm
10	95-9192	1	Body-Split Eyelet
11	95-9191	1	O-Ring
12	99-0811	1	Screw-Clamp
13	99-0812	1	Clamp-Upper
14	99-0814	1	Pin-Pivot
15	95-9202	1	Shank-Hose
16	322-3	1	Screw-HH



Crankshaft Assembly Kohler CH640-3018

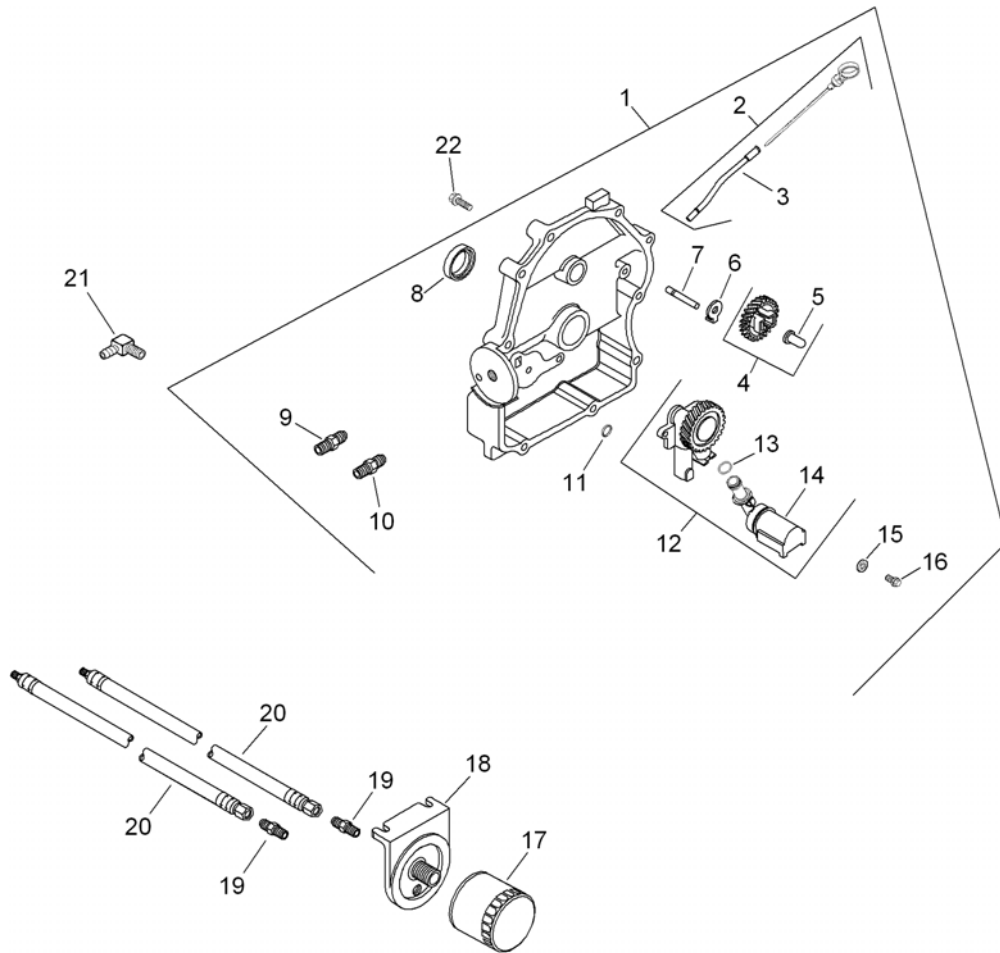
Ref	Part No.	Qty.	Description
1	24 014 103-S	1	Crankshaft (Includes 2)
2	52 139 09-S	1	Plug-Cup



Crankcase Assembly Kohler CH640-3018

Ref	Part No.	Qty.	Description
❶	24 522 295	1	Crankcase (Ch20/22 Short Block)
❶	24 782 15	1	Crankcase (Ch18 Mini Block)
❷	25 139 57-S	2	Plug-Pipe, Sq HD (3/8)
❸	24 032 19-S	1	Seal-Oil (Helix Lip)
❹	24 380 16-S	6	Pin-Locating
❺	24 067 24-S	2	Rod-Connecting (STD)
❺	24 067 25-S	2	Rod-Connecting (.25)
❻	24 874 38-S	2	Piston W/Ring ASM (STD) (Includes 7, 8)
❻	24 874 39-S	2	Piston ASM (.08)
❻	24 874 40-S	2	Piston ASM (.25)
❻	24 874 41-S	2	Piston ASM (.50)
❼	24 018 01-S	4	Retainer-Pin, Piston
❸	24 108 22-S	1	Ring Set (STD)
❸	24 108 23-S	1	Ring Set (.08)
❸	24 108 24-S	1	Ring Set (.25)
❸	24 108 25-S	1	Ring Set (.50)
❹	24 012 10-S	1	Camshaft
❶	52 139 09-S	1	Plug-Cup
❶	24 018 09-S	1	Retainer-Ring
❶	M-931010-S	1	Washer-Flat (9Mm)
❶	28 032 09-S	1	Seal-Cross Shaft, Governor
❶	24 468 15-S	1	Washer-Flat (11/32)
❶	24 144 38-S	1	Shaft-Cross, Governor

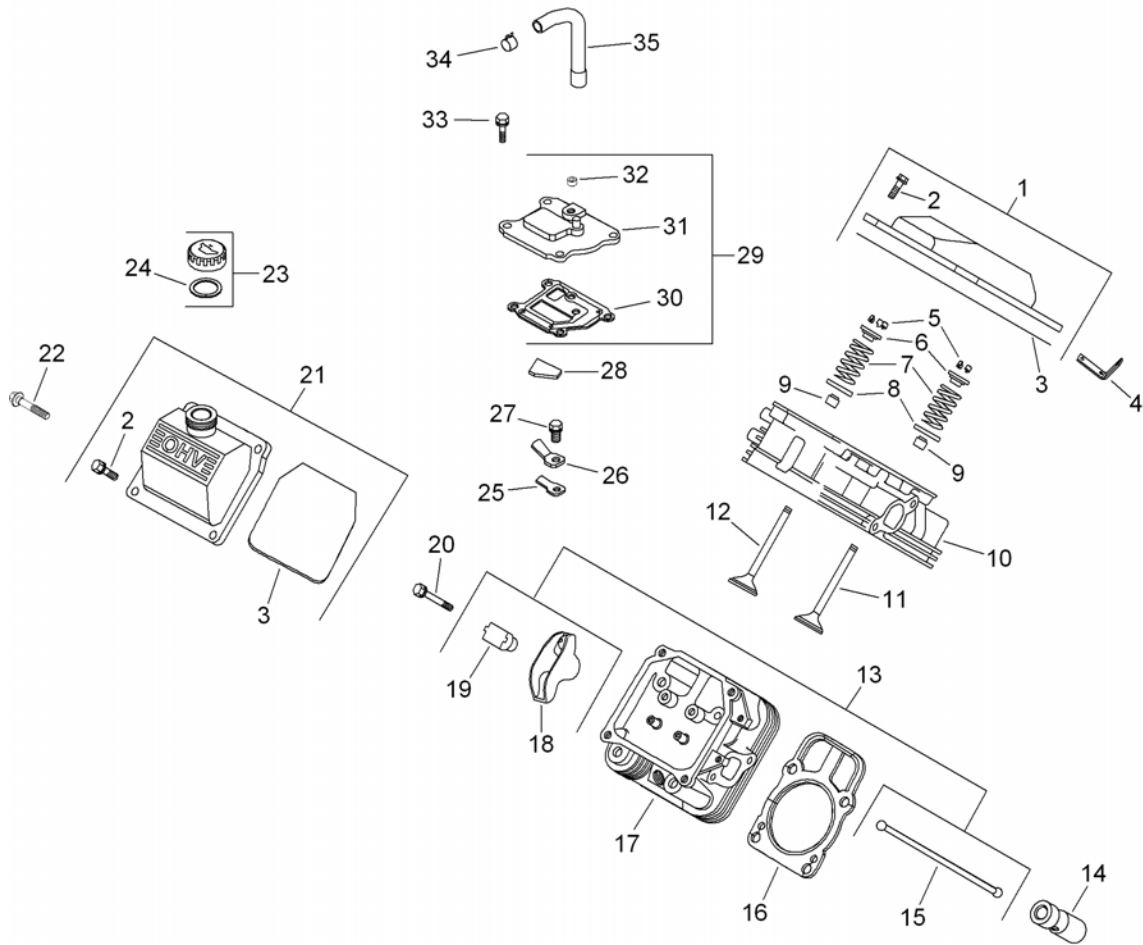
Ref	Part No.	Qty.	Description
❶	24 755 107-S	1	Gasket Set



Oil Pan and Lubrication Assembly Kohler CH640-3018

Ref	Part No.	Qty.	Description
❶1	24 009 96-S	1	Closure Plate ASM (Includes 2-16)
❶2	24 755 121-S	1	Dipstick And Dipstick Tube ASM (Includes 3)
❶3	24 038 10-S	1	Dipstick
❶4	24 043 12-S	1	Governor Gear W/Pin Kit (Includes 5)
❶5	12 380 01-S	1	Pin-Regulating, Governor
❶6	24 448 02-S	1	Tab-Locking
❶7	12 144 02-S	1	Shaft-Gear, Governor
❶8	25 032 06-S	1	Seal-Oil
❶9	24 294 08-S	1	Fitting
❶10	24 294 09-S	1	Fitting-Straight
❶11	24 153 08-S	1	O-Ring
❶12	24 393 51-S	1	Oil Pump ASM (Includes 13, 14)
❶13	24 153 01-S	1	O Ring-Pick-Up, Oil
❶14	24 381 04-S	1	Tube-Pick Up, Oil
❶15	M-631005-S	2	Washer-Flat (6 Mm)
❶16	M-645025-S	2	Screw-Flange, Thread Forming (M6X1.0X25)
❶17	52 050 02-S	1	Filter-Oil
❶18	25 029 01-S	1	Adapter-Oil Filter, Remote
❶19	52 155 03-S	2	Connector-Hose
❶20	24 326 46-S	2	Hose-Oil
❶21	25 155 02-S	1	Connector-Hose, 90 DEG

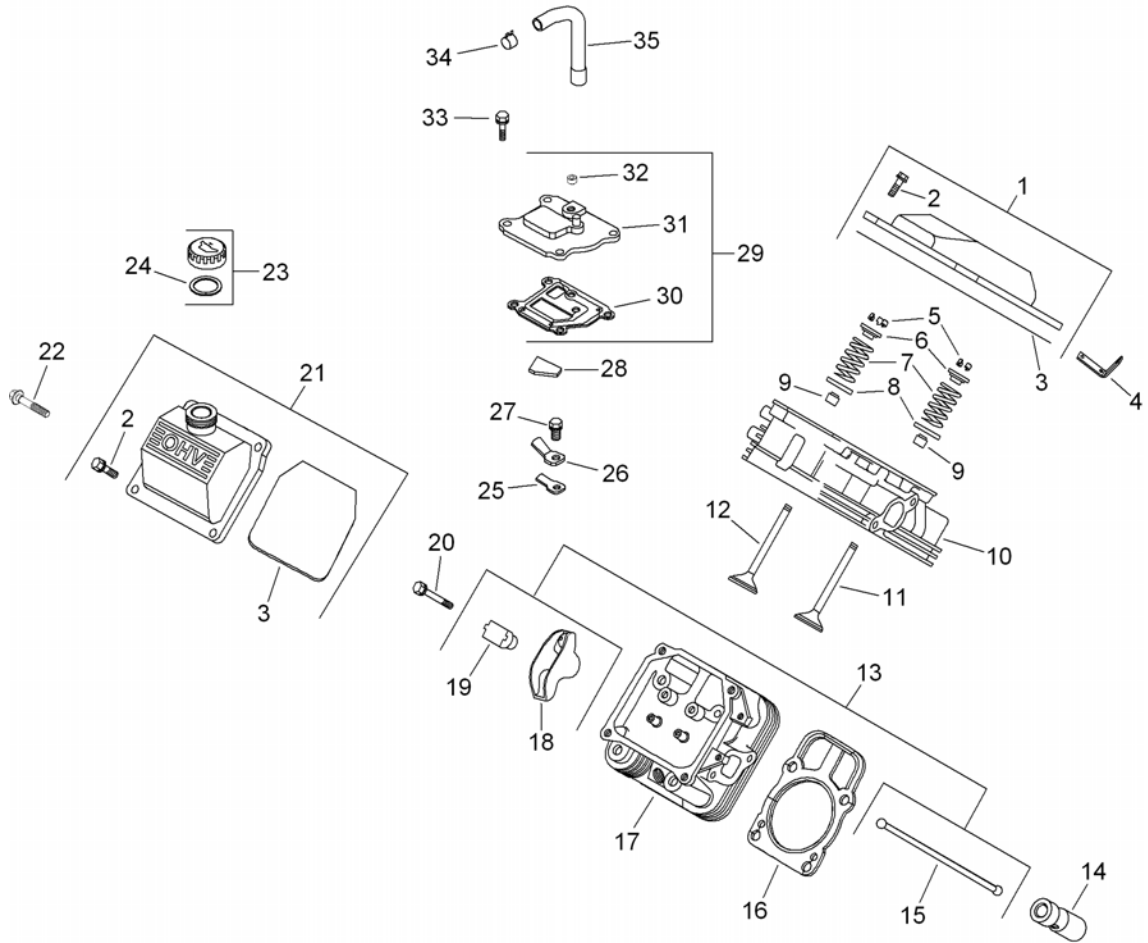
Ref	Part No.	Qty.	Description
❶22	24 086 17-S	10	Screw-Flange (M8X1.25X45)
❶❶	25 454 04-S	2	Tie-Wire



Head, Valve and Breather Assembly Kohler CH640-3018

Ref	Part No.	Qty.	Description
❶	24 755 141-S	1	Plain Rocker Cover Kit (Includes 2, 3)
❷	M-651030-S	8	Screw-Flange (M6X1.0X30)
❸	24 153 30-S	2	O-Ring
❹	25 445 01-S	2	Strap-Lifting
❺	12 755 03-S	4	Retainer Kit
❻	12 173 01-S	4	Cap-Spring, Valve
❼	24 089 02-S	4	Spring-Valve
❽	235011-S	4	Retainer-Spring
❾	66 032 05-S	2	Seal-Stem, Valve
❿	24 318 107-S	1	No. 1 Cylinder Head ASM (Includes 25 072 04-S)
⓫	24 017 01-S	2	Valve-Intake (STD)
⓬	24 017 02-S	2	Valve-Intake (.25)
⓭	24 016 01-S	2	Valve-Exhaust (STD)
⓮	24 016 02-S	2	Valve-Exhaust (.25)
⓯	24 755 66-S	1	Valve Train Kit (Includes 15, 18, 19)
⓰	25 351 04-S	4	Hydraulic Valve Lifter Kit (Includes 25 357 14-S)
⓱	24 411 05-S	4	Rod-Push
⓲	24 841 01-S	2	Cylinder Head Gasket Kit
⓳	24 318 71-S	1	No. 2 Cylinder Head ASM (Includes 25 072 04-S)
⓴	25 186 01-S	4	Arm-Rocker

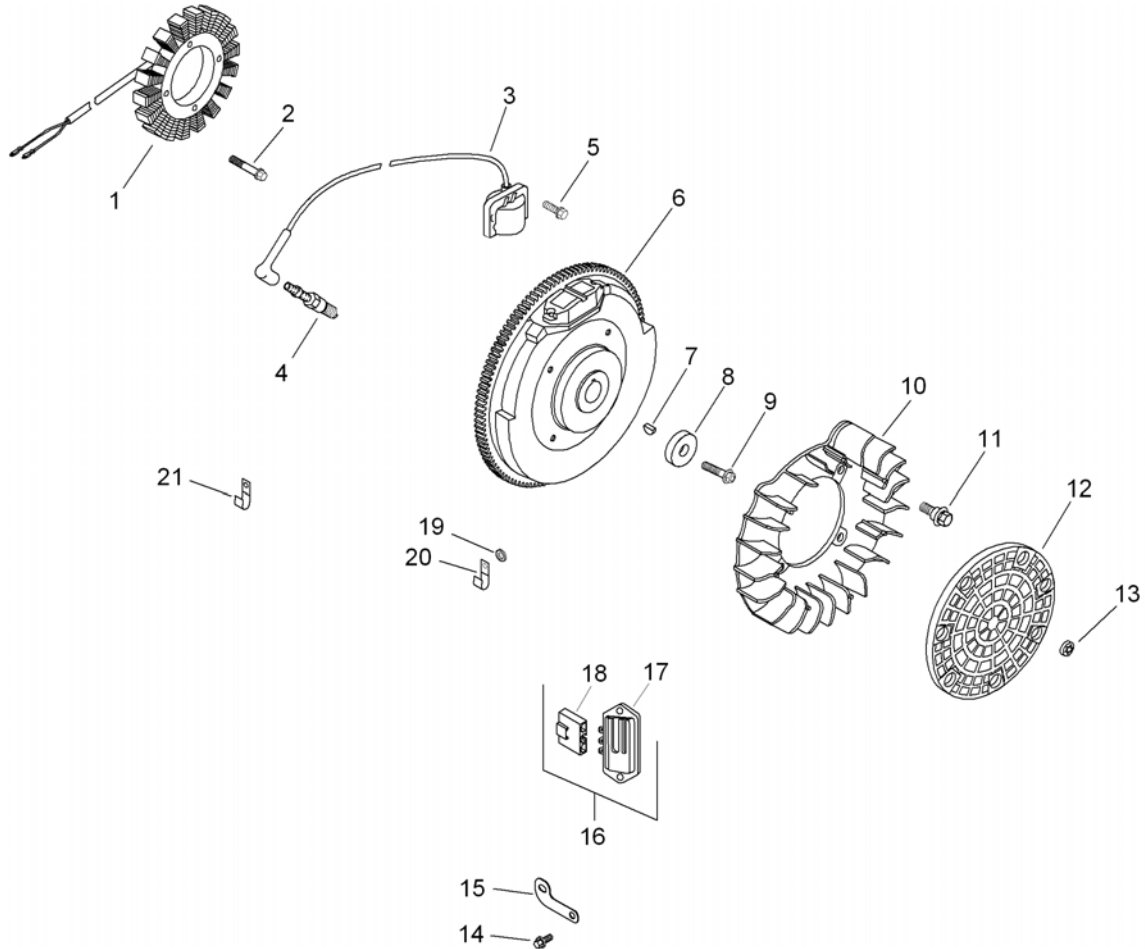
Ref	Part No.	Qty.	Description
⓵	24 599 02-S	4	Pivot-Rocker Arm
⓶	M-640034-S	4	Screw-Flange (M6X1.0X34)
⓷	24 755 140-S	1	Oil Fill Rocker Cover Kit (Includes 2, 3)
⓸	12 086 16-S	8	Screw-Flange (M10X1.5X90)
⓹	24 755 46-S	1	Oil Fill Cap Kit (Includes 24)
⓺	25 153 02-S	1	O-Ring (Oil Fill Cap)
⓻	24 402 03-S	1	Reed-Breather
⓼	66 018 04-S	1	Retainer-Reed
⓽	M-545010-S	1	Screw-Flange, Thread Forming (M5X.8X10)
⓾	24 050 11-S	1	Filter-Breather
⓿	24 033 01-S	1	Breather ASM (Includes 30-32)
Ⓚ	24 041 51-S	1	Gasket-Breather
Ⓛ	24 096 86-S	1	Cover-Breather
Ⓜ	25 139 60-S	1	Plug-Pipe, Countersunk (1/8)
Ⓨ	M-645020-S	4	Screw-Flange, Thread Forming (M6X1.0X20)
Ⓩ	25 237 14-S	1	Clamp-Hose, Spring (1/2)
Ⓚ	24 326 89-S	1	Hose-Breather
Ⓛ	24 755 147-S	2	Cylinder Head Hardware Kit (Services 1 Head-Qty Listed For Both Heads) (Includes 5-9, 11-12, 15, 18-20)
Ⓛ	25 357 14-S	1	Lubricant-Camshaft



Head, Valve and Breather Assembly Kohler CH640-3018 (continued)

Ref	Part No.	Qty.	Description
1 3	25 072 04-S	2	Stud (M8X1.25X33)

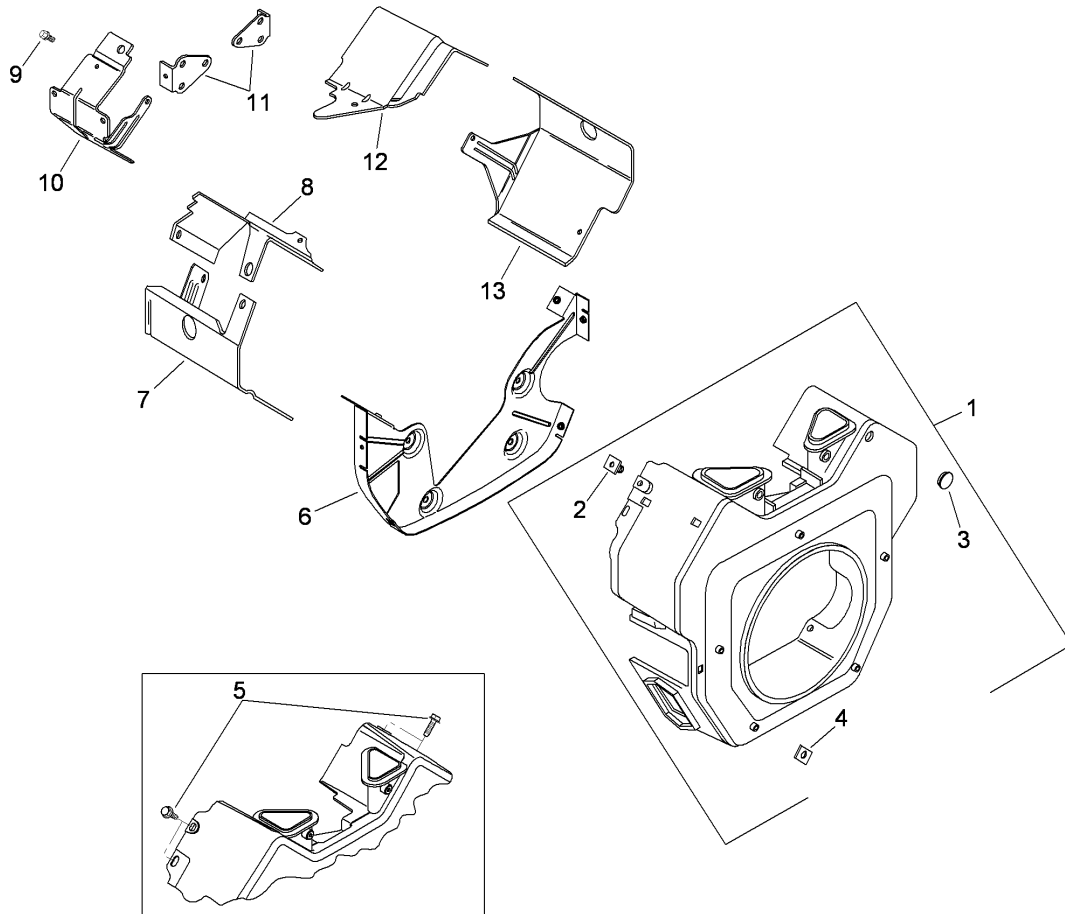
--	--	--	--



Ignition and Electrical Assembly Kohler CH640-3018

Ref	Part No.	Qty.	Description
❶	28 085 02-S	1	Stator ASM (25 Amp)
❷	M-545030-S	2	Screw-Cap, Hex (M5X0.8X30)
❸	24 584 45-S	2	Module-Ignition (C D I Fixed)
❹	25 132 12-S	2	Spark Plug (Pro Series)
❺	M-545020-S	4	Screw-Flange, Thread Forming (M5X.8X20)
❻	24 025 55-S	1	Flywheel ASM
❼	X-42-15-S	1	Key (3/16 X 5/8)
❽	12 468 03-S	1	Washer-Flat (13/32)
❾	12 086 14-S	1	Screw-Flange (M10X1.5X45)
❿	24 157 15-S	1	Fan
⓫	25 086 47-S	4	Bolt-Shoulder (M6X1.0X16)
⓬	24 162 03-S	1	Screen-Grass
⓭	24 018 03-S	1	Retainer
⓮	25 086 157-S	2	Screw-Hex Flange, Hi-Lo
⓯	24 126 137-S	1	Bracket-Strap, Ground
⓰	24 755 144-S	1	Full Wave Conversion Kit (Includes 17, 18)
⓱	25 403 05-S	1	Rectifier-Regulator (15 Amp)
⓲	25 155 41-S	1	Connector (3 Contact)
⓳	X-25-63-S	1	Washer-Flat (1/4)
⓴	210281-S	1	Clip
⓵	235173-S	1	Clip-Cable
⓶	24 176 72-S	1	Harness-Wiring

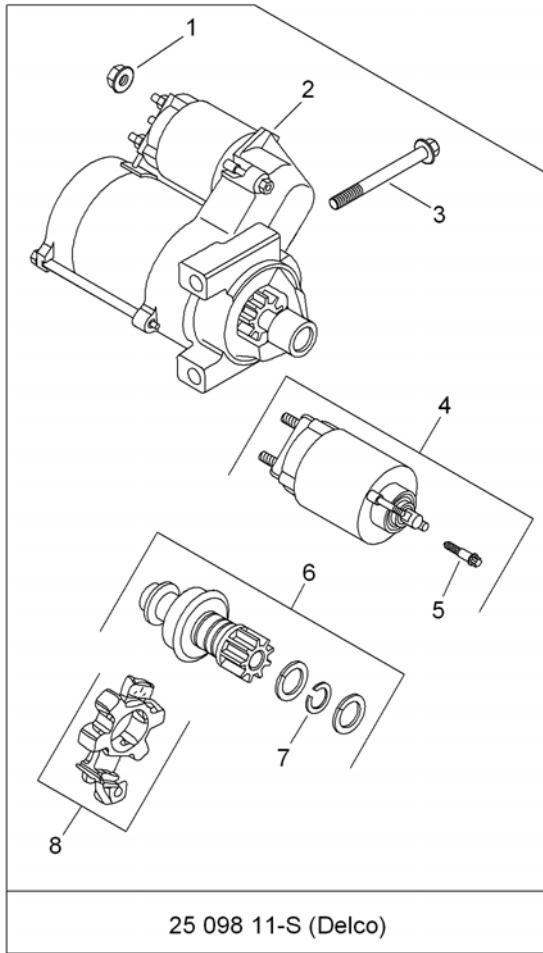
Ref	Part No.	Qty.	Description
⓶	25 454 07-S	2	Tie-Wire



Blower Housing and Baffle Assembly Kohler CH640-3018

Ref	Part No.	Qty.	Description
1	24 027 175-S	1	Blower Housing ASM
2	24 100 01-S	3	Nut-Plastic
3	25 139 16-S	1	Plug-Button (9/16)
4	24 100 02-S	2	Nut-Plastic
5	M-645016-S	4	Screw-Flange, Thread Forming (M6X1.0X16)
6	24 146 55-S	1	Plate-Backing
7	24 063 88-S	1	Baffle-Barrel, Cylinder (No. 2 Side)
8	32 063 02-S	1	Baffle-Valley (No.2 Side)
9	M-639010-S	3	Screw-HF (M6X1.0X10)
10	24 063 13-S	1	Baffle-Air, Ducted (No. 2 Side)
11	24 126 04-S	2	Bracket-Support
12	32 063 03-S	1	Baffle-Valley (No.1 Side)
13	24 063 85-S	1	Barrel-Cylinder (No. 1 Side)
14	M-545016-S	3	Screw-Flange, Thread Forming (M5X0.8X16)
15	M-645016-S	4	Screw-Flange, Thread Forming (M6X1.0X16)
16	M-645020-S	2	Screw-Flange, Thread Forming (M6X1.0X20)
17	M-561016-S	1	Screw-Flange, Thread Forming (M5X.8X16)
18	M-545010-S	2	Screw-Flange, Thread Forming (M5X.8X10)

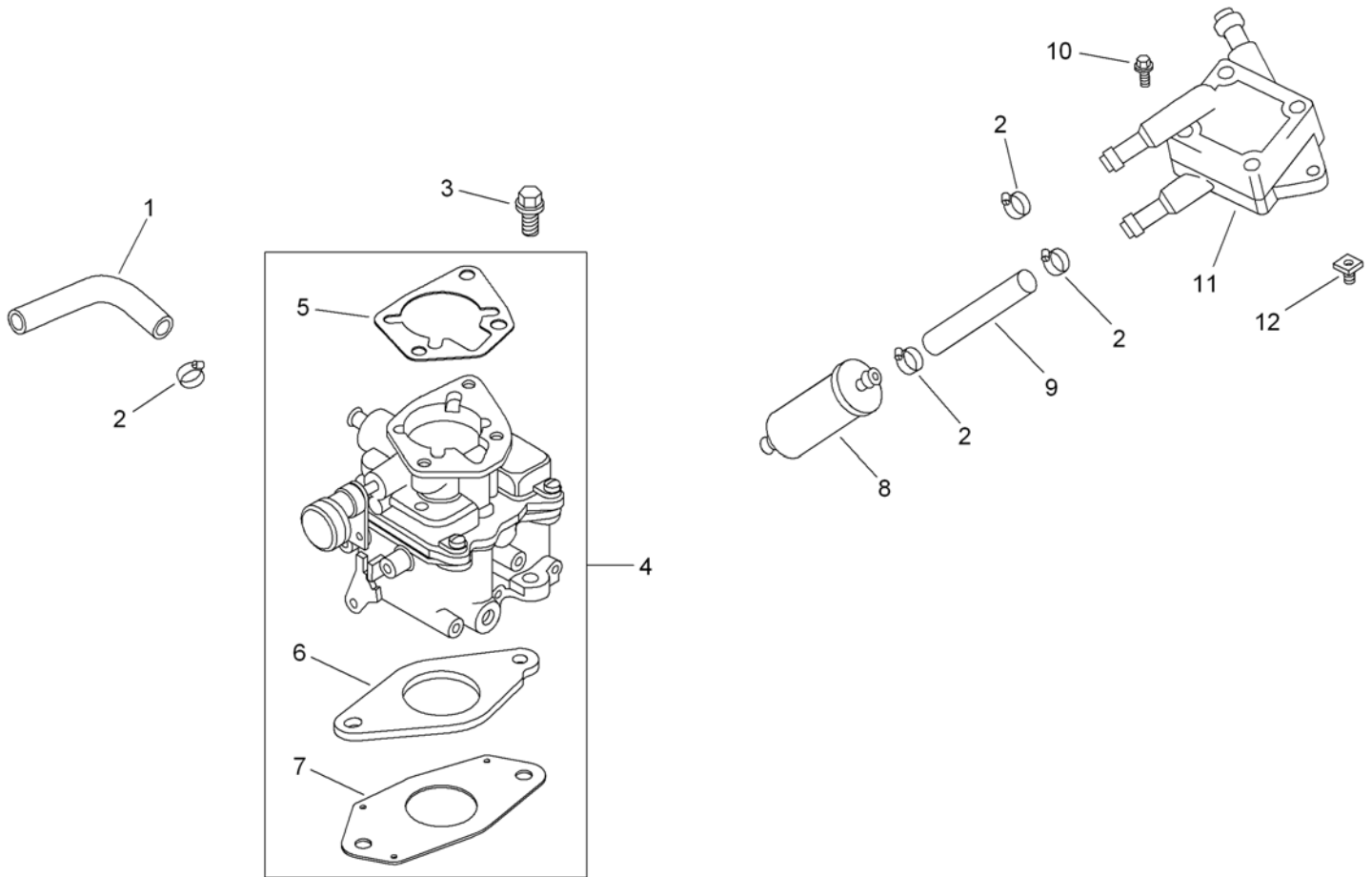
Ref	Part No.	Qty.	Description
19	25 086 158-S	1	Screw-Flanged, Thread Forming (M6X1.0X11)
20	41 037 10-S	1	Nameplate-Service



Starting System Assembly Kohler CH640-3018

Ref	Part No.	Qty.	Description
1	M-841080-S	1	Nut-Flange (M8X1.25)
2	25 098 11-S	1	Starter-Shift, Solenoid
3	M-851080-S	2	Screw-Flange (M8X1.25X80)
4	25 435 06-S	1	Solenoid Kit (Includes 5)
5	25 086 113-S	3	Screw-Torx Head, External
6	25 755 33-S	1	Starter Pinion Kit (Includes 7)
7	25 141 05-S	1	Ring-Retaining
8	25 221 01-S	1	Brush Holder Kit

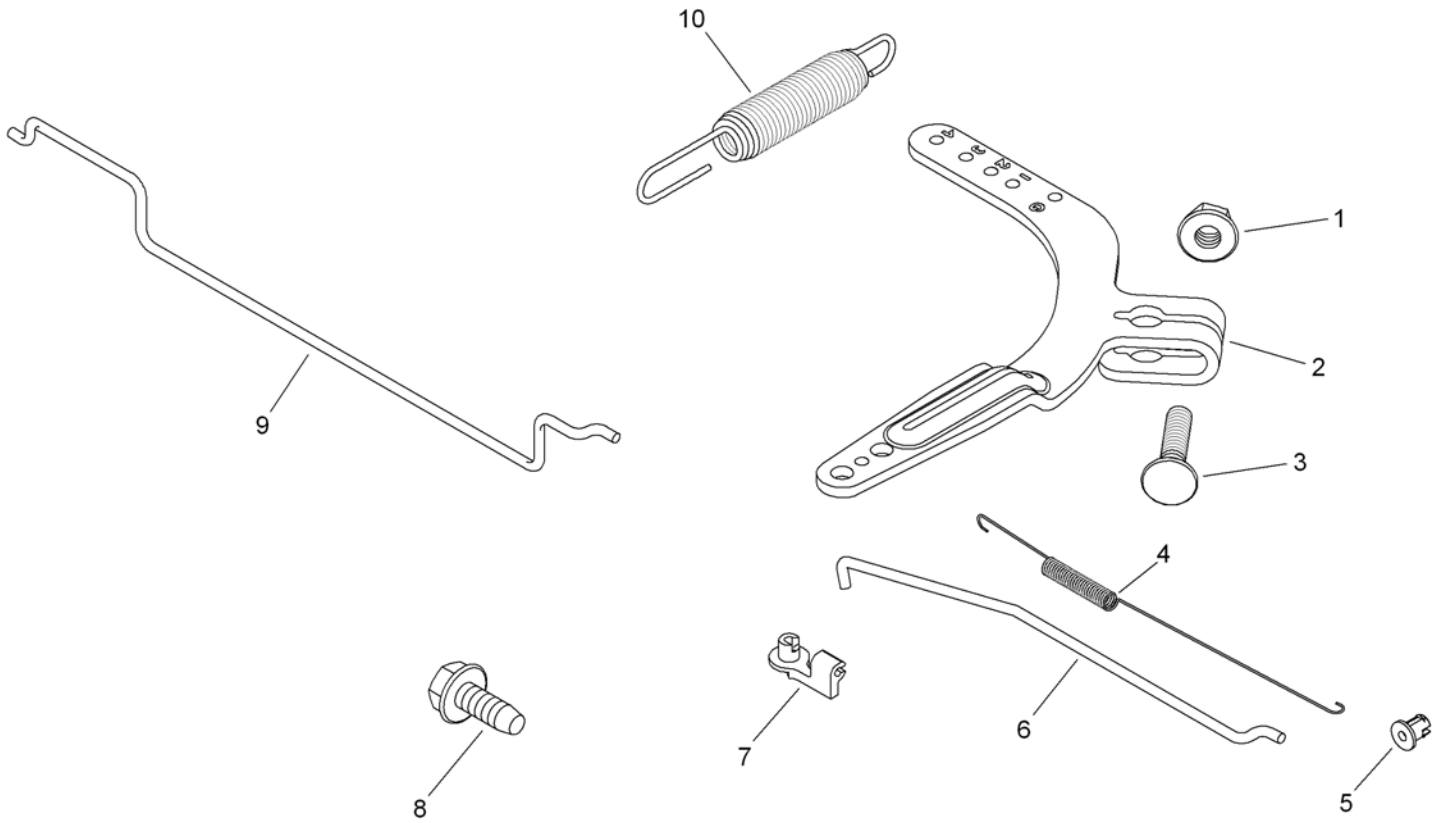
Ref	Part No.	Qty.	Description



Fuel System Assembly Kohler CH640-3018

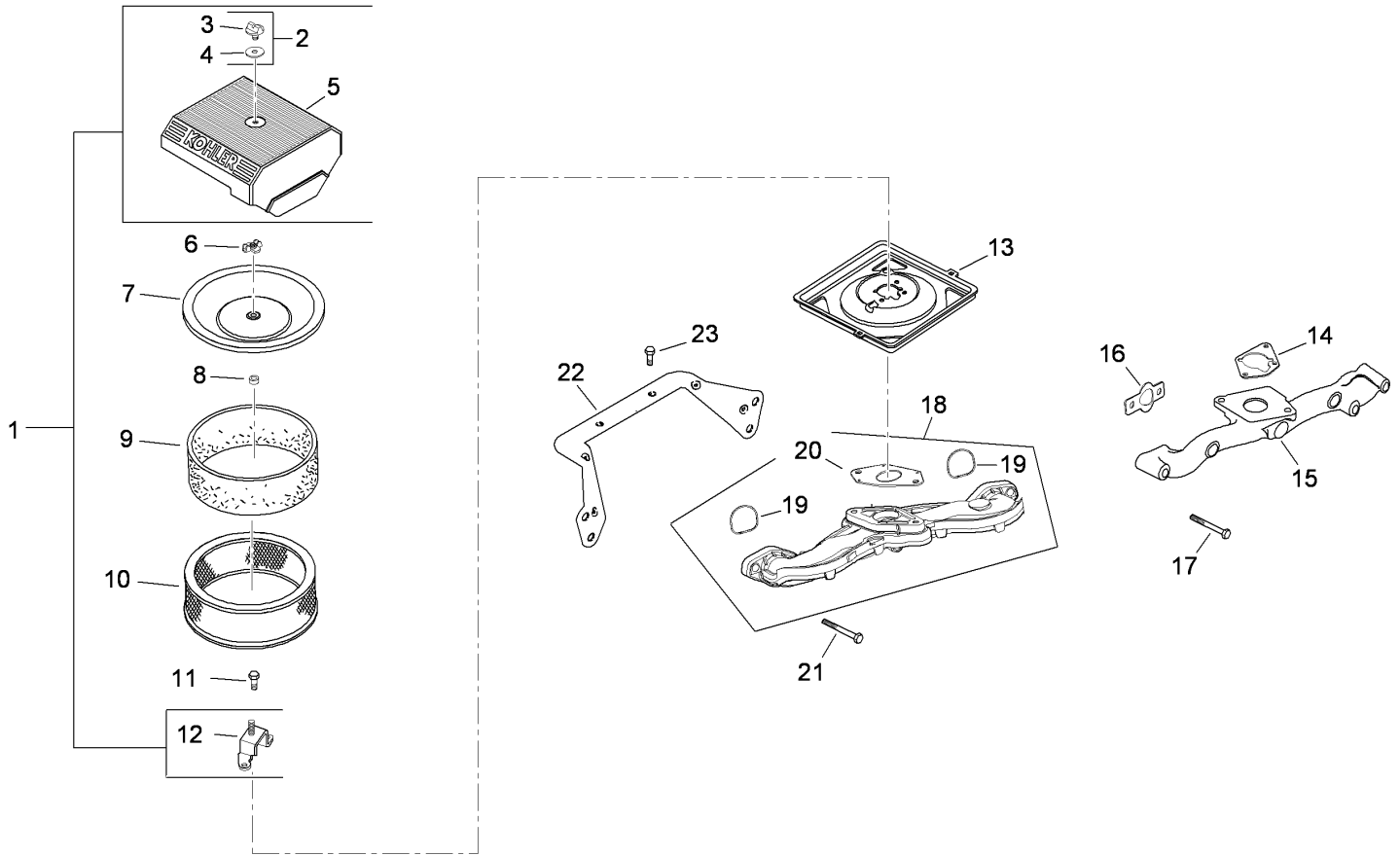
Ref	Part No.	Qty.	Description
❶	25 111 34-S	2	Line-Fuel (24.0 Cut To Length)
❷	25 237 14-S	6	Clamp-Hose, Spring (1/2)
❸	25 086 124-S	2	Screw-Flange (M6X1.0X25)
❹	24 853 33-S	1	Carburetor W/Gaskets-K S F (Includes 5-7)
❺	24 041 06-S	1	Gasket-Base, Air Cleaner
❻	24 041 17-S	1	Gasket-Carburetor
❼	24 041 53-S	1	Gasket-Carburetor
❽	24 050 13-S	1	Filter-Fuel
❾	24 353 02-S	1	Line-Fuel, Flexible (15.5)
❿	24 086 12-S	2	Screw-TAP (M6X1.7X18)
⓫	24 393 16-S	1	Pump-Fuel
⓬	25 100 37-S	2	Nut-Plastic (Black)
Ⓜ	24 757 07-S	1	Choke Repair Kit
Ⓨ	24 757 02-S	1	Float Repair Kit
Ⓩ	24 757 01-S	1	Solenoid Repair Kit
ⓐ	24 757 03-S	1	Carburetor Repair Kit
ⓑ	24 757 08-S	1	Accelerator Pump Repair Kit
ⓓ	24 757 09-S	1	Accelerator Pump Seal Repair Kit
ⓔ	24 755 125-S	1	High Altitude Kit
ⓖ	24 518 24-S	1	Lead-Ground

--	--	--	--



Engine Control Assembly Kohler CH640-3018

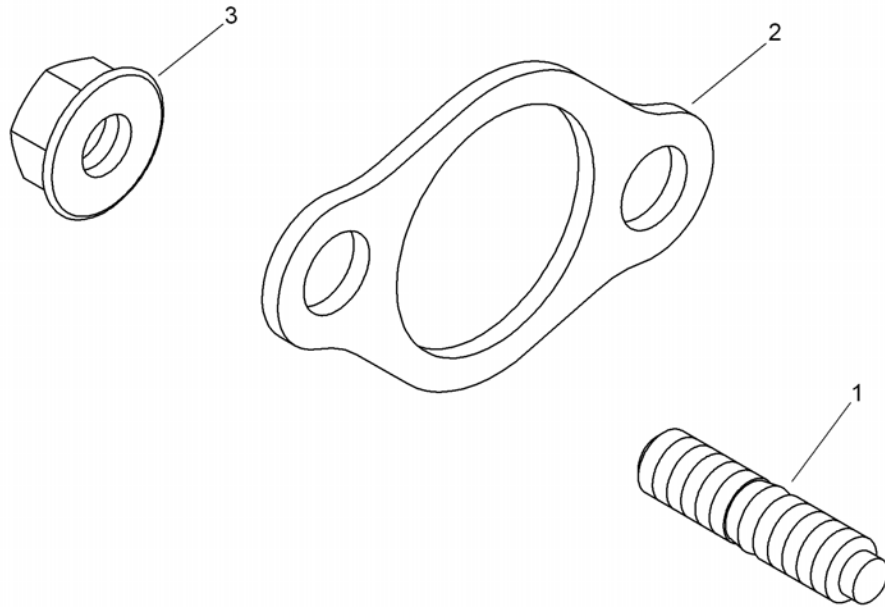
Ref	Part No.	Qty.	Description
1	M-641060-S	1	Nut-Flange (M6X1.0)
2	24 090 51-S	1	Lever-Governor
3	24 211 03-S	1	Bolt-Sq Neck, Rd HD (M6X1.0X25)
4	24 089 01-S	1	Spring-Linkage
5	25 158 08-S	1	Bushing-Linkage, Throttle
6	24 079 01-S	1	Linkage-Throttle
7	25 158 11-S	1	Bushing-Retaining, Linkage
8	M-645016-S	4	Screw-Flange, Thread Forming (M6X1.0X16)
9	24 079 21-S	1	Linkage-Choke
10	24 089 15-S	1	Spring-Governor
10	25 454 05-S	1	Tie



Air Intake and Filtration Assembly Kohler CH640-3018

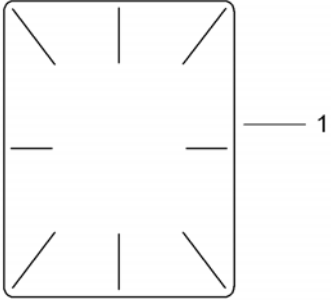
Ref	Part No.	Qty.	Description
❶	24 743 05-S	1	Air Cleaner Cover Kit (Includes 2-5, 12)
❷	54 755 01-S	1	Knob W/Seal Kit (Includes 3, 4)
❸	25 341 04-S	1	Knob-Cover
❹	24 153 20-S	1	O-Ring
❺	24 096 67-S	1	Cover-Cleaner, Air
❻	12 100 01-S	1	Nut-Wing
❼	24 096 01-S	1	Cover-Air Cleaner, Inner
❽	24 032 03-S	1	Seal-Air Cleaner, Inner
❾	24 083 02-S	1	Element-Precleaner
❿	47 083 03-S	1	Element-Cleaner, Air
⓫	24 086 53-S	3	Screw-Flange, Thread Forming (M6X1.0X16)
⓬	24 126 21-S	1	Bracket-Base, Air Cleaner
⓭	24 094 39-S	2	Base-Cleaner, Air
⓮	24 041 06-S	1	Gasket-Base, Air Cleaner
⓯	24 164 14-S	1	Manifold-Intake (Metal)
⓰	24 041 01-S	2	Gasket-Manifold, Intake
⓱	25 086 84-S	4	Screw-HF (M6X1.0X55)
⓲	24 164 93-S	1	Manifold-Intake (Plastic) (Includes 19, 20)
⓳	24 153 27-S	2	O Ring-Port, Intake
⓴	24 041 53-S	2	Gasket-Carburetor
⓵	M-651040-S	4	Screw-Flange (M6X1.0X40)
⓶	24 126 130-S	1	Bracket-Base, Air Cleaner

Ref	Part No.	Qty.	Description
❷	M-545010-S	2	Screw-Flange, Thread Forming (M5X.8X10)



Exhaust Assembly Kohler CH640-3018

Ref	Part No.	Qty.	Description
1	25 072 14-S	4	Stud (M8X1.25X33)
2	24 041 49-S	2	Gasket-Exhaust
3	M-841080-S	4	Nut-Flange (M8X1.25)



Decals
Kohler CH640-3018

Ref	Part No.	Qty.	Description
●1	24 113 12-S	1	Decal
●2	25 113 39-S	2	Decal-Laminate, Clear

Attachments and Accessories

For 41178 - Multi-Pro 1200 Turf Sprayer

Product Name	Model/Part
CE Kit 2005 and After Multi-Pro 1200 and 1250 Turf Sprayers	106-4840
Rinse Kit	106-4842
Sprayer Valves O-Ring Kit	106-4846
Turret Seal Repair Kit	108-3263
Single Nozzle Kit	41024
Spray Gun Kit	41133
Electric Hose Reel Kit	41135
Pro Foam Concentrate (4 X 1 Gallon)	41157
Sonic Boom Kit	41217
Foam Marker Kit	41228
Boom Mounting Kit	41323
Roll-Over Protection System	41361
Pro-Foam	41607

NOTES

NOTES

