


# ***LM531***

5-Unit Reel Mower

## Parts catalog



**BARONESS**<sup>®</sup>  
Quality on Demand

## Greetings

---

Thank you for purchasing Baroness product.

This brochure contains the information needed for ordering BARONESS parts.

Search the number indicating the figure of your desired part in the illustration area, and find the same number from among the latter parts of the hyphenated Cat Nos. in the listing area to obtain the individual Code No.

## Notes

---

### 1) For inquiries of parts

Inform us of the model and the serial number of your machine or attachment.

The model and the serial number are indicated on the serial number plate of your machine or attachment.

\* Consult the Owner's Operating Manual for the position where the serial number plate is affixed.

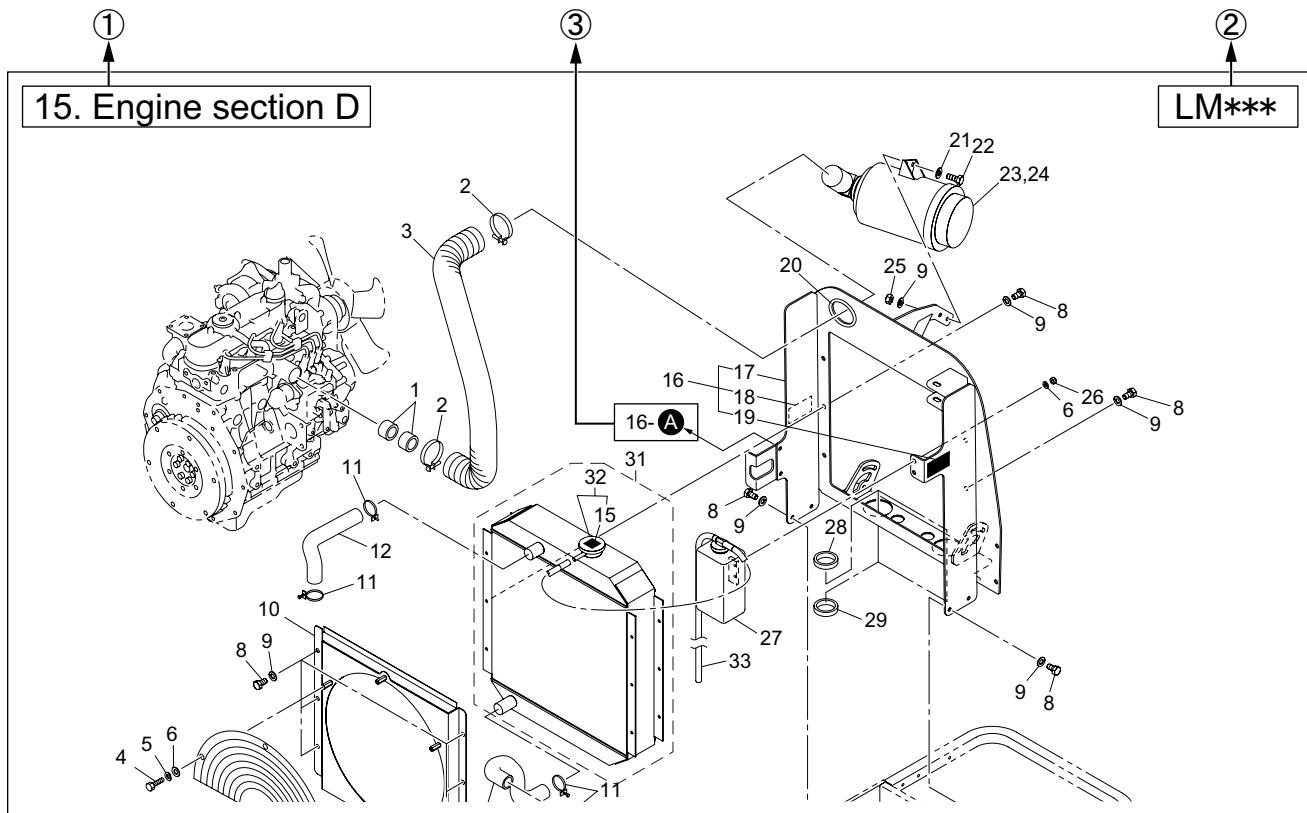
### 2) For ordering parts

- Inform us of the Code No., Part name and order quantity.
- We do not accept returns unless our company is responsible for the issue.
- Use genuine Baroness parts and accessories. The Baroness product warranty may not apply if parts or accessories from other companies are used.

### 3) The information described in this brochure is subject to change without prior notice.

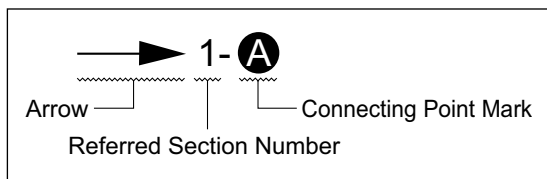
# Description of the content of Parts catalog

## 1) Illustration area



- ① Section No. /Section name
- ② Model
- ③ Indication of the connecting point

The following indication shows the connecting point of the part shown on the other page.



- 1- **A** :  
Refer to the point **A** in the illustration of the section No.1
- 2- **B** :  
Refer to the point **B** in the illustration of the section No.2

Note :

The figures of assembled components or isolated parts do not always show their accurate shapes. The figures are supposed to be used for obtaining the correct code numbers.

## 2) Listing area

Cat No.	Code No.	Part name	Qty			Remark	SN of application
1 - 1	K0000080152	BOLT, M8-15	2	2	2		
1 - 2	K0185160002	NUT, LEFT-HANDED P1.5 M16-3	2	2	2		
1 - 3	K3650000100	HOUR METER, HH2AS	1	1	1		10001-10023
1a- 3	K3650000130	HOUR METER, 636DC	1	1	1		10024-
1 - 4	K0100060002	NUT, M6	2	2	2		
1 - 5	K0003080702	BOLT, M8-70	1	1	1		
1 - 7	K0830000020	OIL SEAL, 254210	2	2	2		

① Cat No. or Catalog No.

Find the same number as the number indicating the figure of your desired part in the illustration area from among the latter parts of the hyphenated Cat Nos. to obtain the individual Code No.

② Code No.

Identification code of an individual part

③ Part name

④ Qty

Quantity needed per Cat No.

⑤ Model

When the quantity differs by models, the models are indicated.

⑥ Remark

Specification or description, etc. of the part may be indicated.

⑦ SN of application



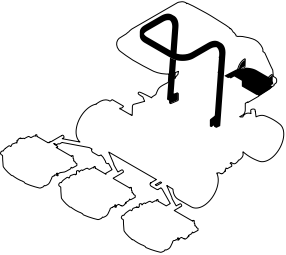
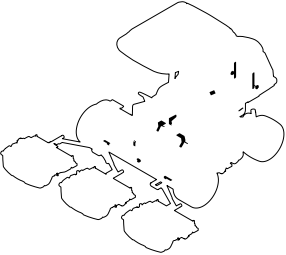
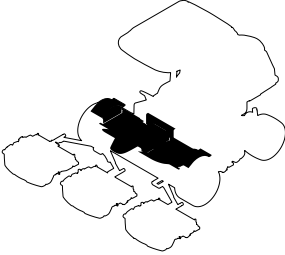
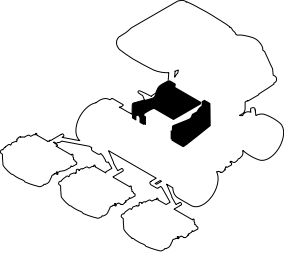
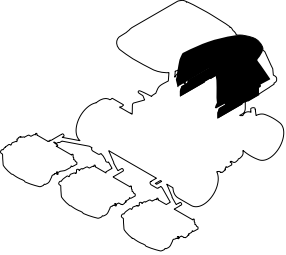
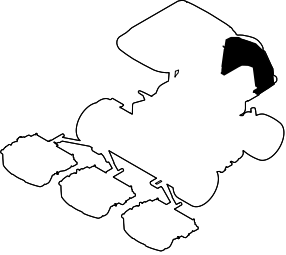
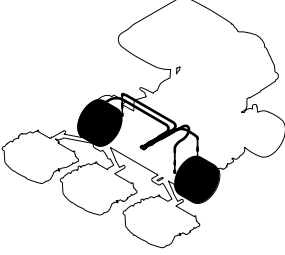
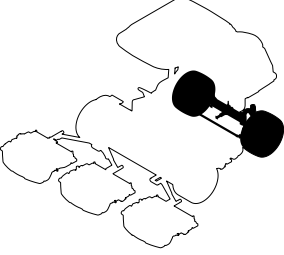

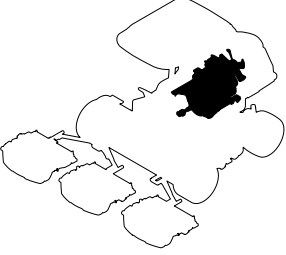
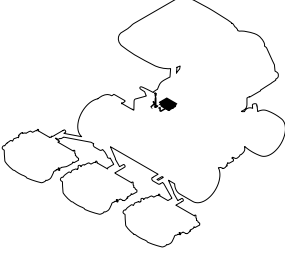
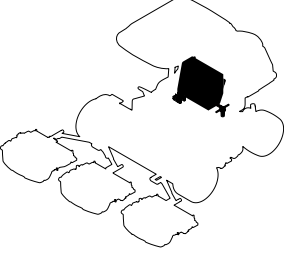
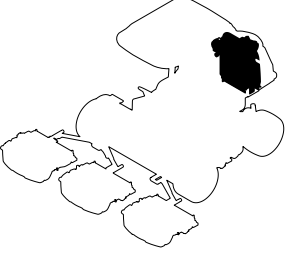
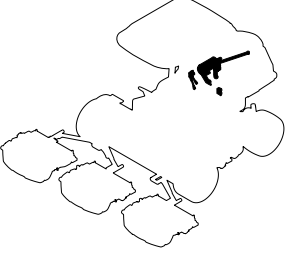
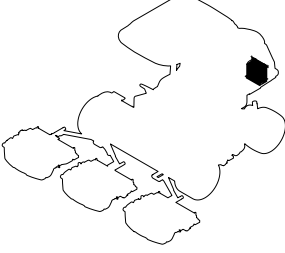
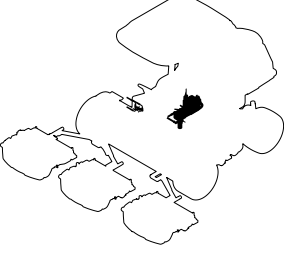

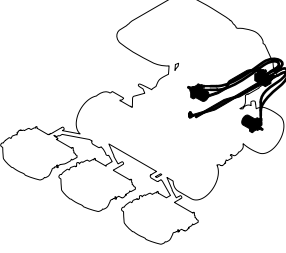
In case of part alteration, the serial number ranges of machines to which the alteration is applied will be indicated.

## 3) Indication in case of part alteration


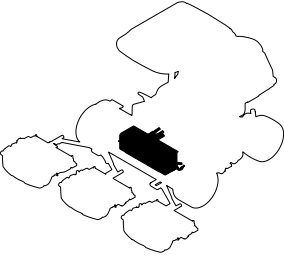
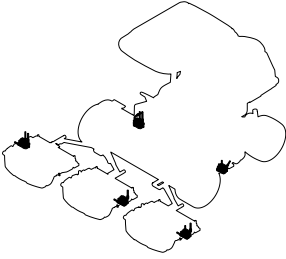
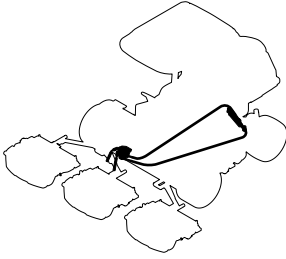
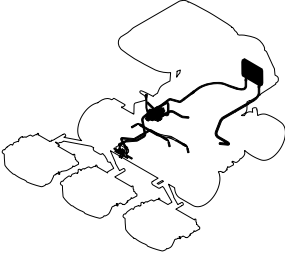
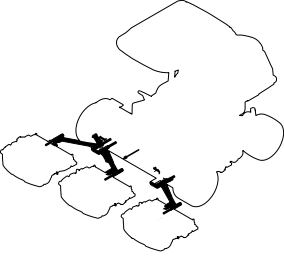
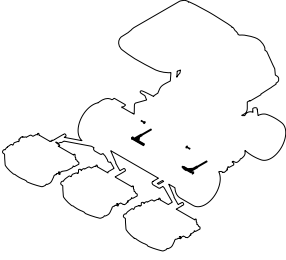
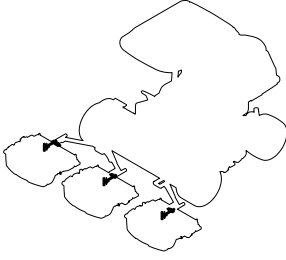
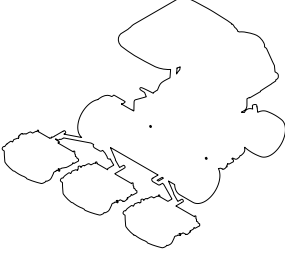
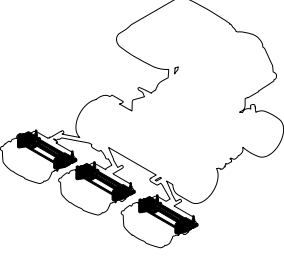
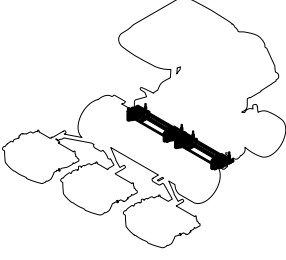
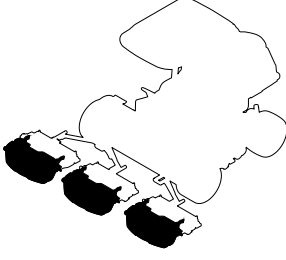
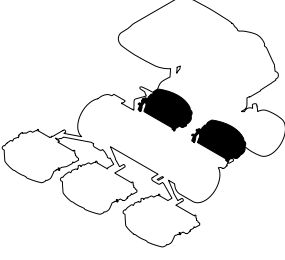

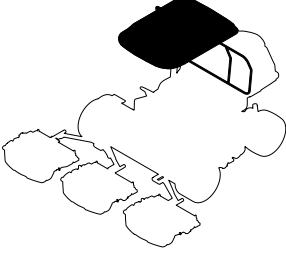
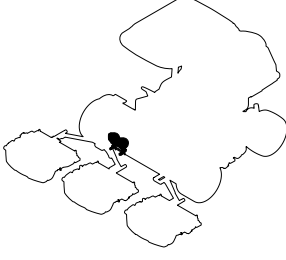




- When a new part and an old one are interchangeable with each other, indication of the old part code No. is discontinued and the new part code No. is solely indicated.
- When a new part and an old one are not interchangeable, the serial number ranges of both machines where the new part is used and those where the old one is used are indicated in the SN of application column.
- When a part is newly added, the serial number range of machines where the part is used is indicated in the SN of application column.
- When a part was previously used but the part is not used in the machine any longer, the serial number range of machines where the part was used is indicated in the SN of application column.



# Contents

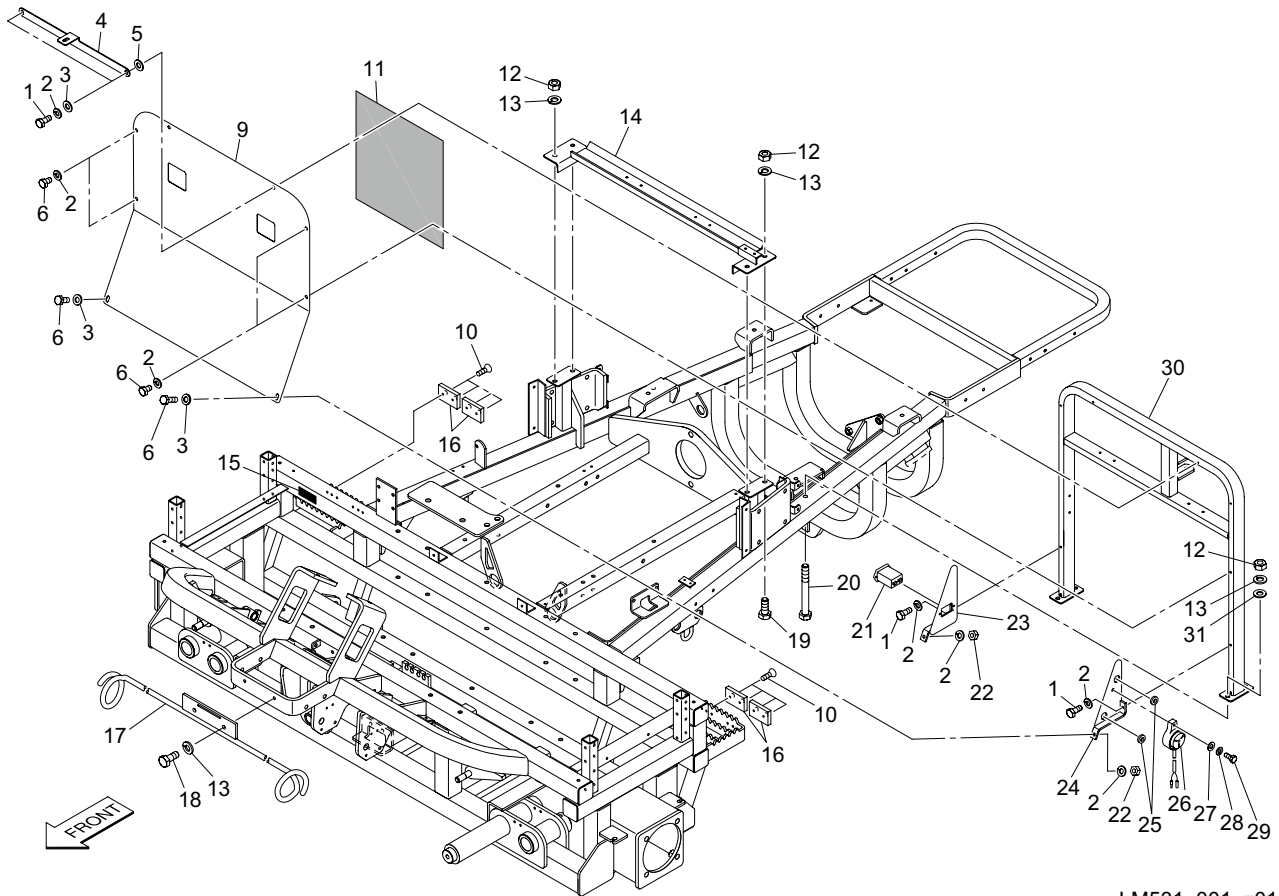
<p>1. Frame section A..... P1</p> 	<p>2. Frame section B..... P3</p> 	<p>3. Frame section D ..... P5</p> 	<p>4. Frame section E..... P6</p> 
<p>5. Cover section A..... P8</p> 	<p>6. Cover section B ..... P10</p> 	<p>7. Cover section C .....P11</p> 	<p>8. Cover section D ..... P12</p> 
<p>9. Front wheel section ..... P13</p> 	<p>10. Rear wheel section ..... P14</p> 	<p>11. Pedal section ..... P16</p> 	<p>12. Engine section A ..... P18</p> 
<p>13. Engine section B ..... P19</p> 	<p>14. Engine section C ..... P21</p> 	<p>15. Engine section D ..... P23</p> 	<p>16. Engine section E ..... P25</p> 
<p>17. Engine section F (Battery)..... P27</p> 	<p>18. Hydraulic section A ..... P28</p> 	<p>19. Hydraulic section B (Front wheel motor) ..... P30</p> 	<p>20. Hydraulic section C (Rear wheel motor).....P31</p> 

# Contents

<p>21. Hydraulic section D (Slight lift function) ..... P32</p> 	<p>22. Hydraulic section E (Hydraulic tank)..... P34</p> 	<p>23. Hydraulic section F (Gear motor) ..... P35</p> 	<p>24. Hydraulic section G ..... P36</p> 
<p>25. Hydraulic section H ..... P37</p> 	<p>26. Lift arm section A ..... P39</p> 	<p>27. Lift arm section B ..... P41</p> 	<p>28. Mower arm section A ..... P42</p> 
<p>29. Mower arm section B ..... P43</p> 	<p>30. Mower arm section C (#1,4,5) ..... P44</p> 	<p>31. Mower arm section D (#2,3) ..... P45</p> 	<p>32. Grass catcher section A (#1,4,5) ..... P46</p> 
<p>33. Grass catcher section B (#2,3) ..... P47</p> 	<p>34. Accessories..... P48</p> 	<p>35. Roof section..... P49</p> 	<p>36. Light section..... P50</p> 
			

# 1. Frame section A

LM531

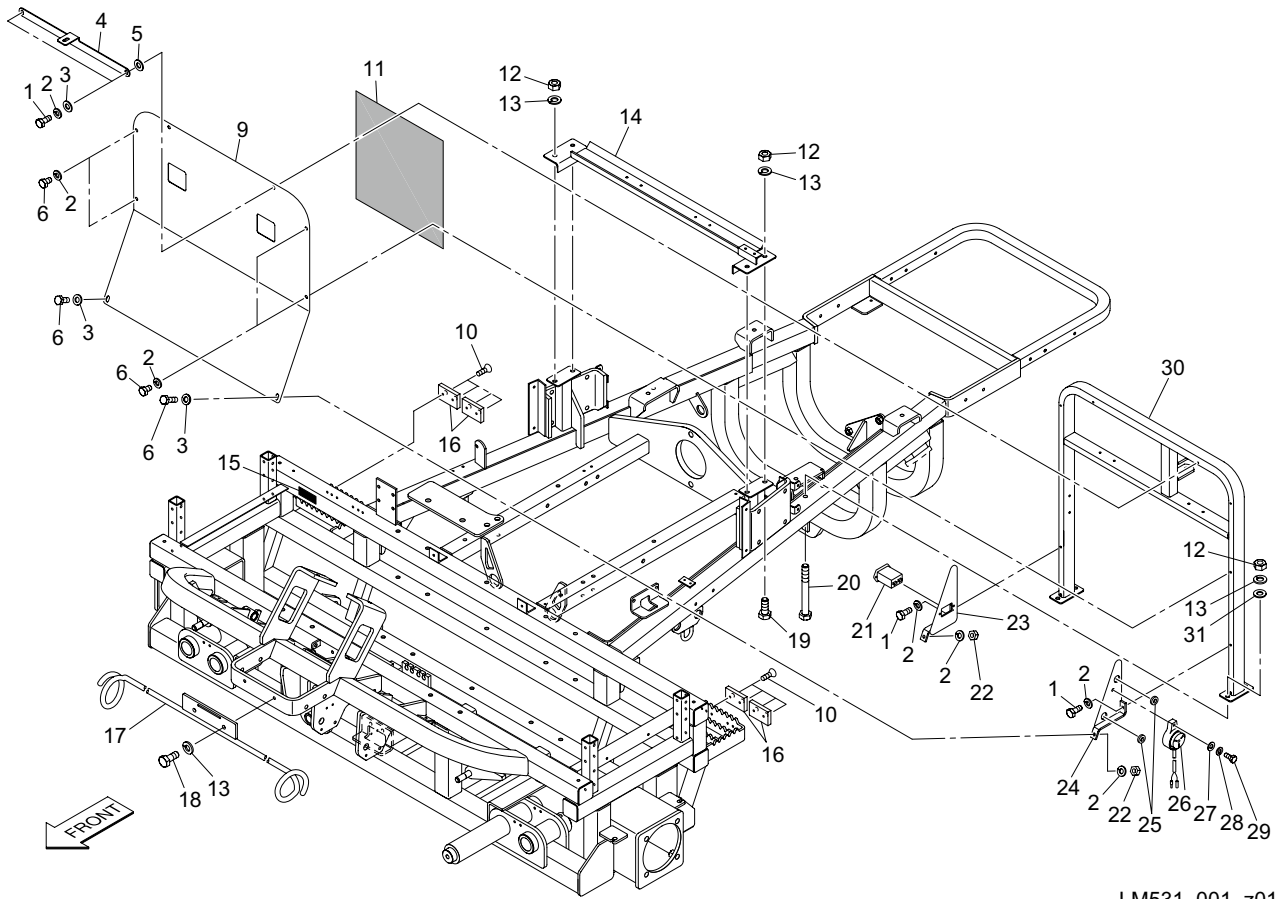


LM531\_001\_z01

Cat No.	Code No.	Part name	Qty	Remark	SN of application
1 - 1	K0000060152	BOLT, M6-15	4		
1 - 2	K0200060002	WASHER, SPRING M6	10		
1 - 3	K5000060002	WASHER, M6	4		
1 - 4	LM2400-0925ZD	RECEIVER, HOOD	1		
1 - 5	K5011606202	WASHER, SPCC 1.6-6-20	2		
1 - 6	K0000060102	BOLT, M6-10	6		
1 - 7	LM531--0606Z0	PLATE, SHIELDING WIND W/STICKER	1		10001-10023
1 - 8	K4205001540	DECAL, CAUTION HOT PARTS	1		10001-10023
1 - 9	LM531--0607ZD	PLATE, SHIELDING WIND	1		
1 - 10	K0041060152	SCREW, + FLAT HEAD M6-15	8		
1 - 11	LM318--0630Z0	INSULATOR, FUEL TANK	1		
1 - 12	K0100080002	NUT, M8	8		
1 - 13	K0200080002	WASHER, SPRING M8	10		
1 - 14	LM2400-0621ZD	STAY, TANK	1		
1 - 15	K4203001290	DECAL, STOP VALVE OPERATION	1		
1 - 16	K4033000380	STOPPER, URETHAN RUBBER	4		
1 - 17	LM531--0608Z2	GUIDE, HOSE FOR 22	1		
1 - 18	K0000080152	BOLT, M8-15	2		
1 - 19	K0000080202	BOLT, M8-20	4		
1 - 20	K0003080702	BOLT, M8-70	4		
1 - 21	K3650000100	HOUR METER, HH2AS	1		10001-10023
1a-21	K3650000130	HOUR METER, 636DC	1		10024-
1 - 22	K0100060002	NUT, M6	2		
1 - 23	LM531--0513ZD	PLATE, SHIELDING WIND FOR TANK (RH)	1		
1 - 24	LM531--0512ZD	PLATE, SHIELDING WIND FOR TANK (LH)	1		
1 - 25	K0910000100	GROMMET, C30NG79L	2		
1 - 26	K3700000010	BUZZER, EBM-12 TYPE	1		
1 - 27	K5000050002	WASHER, M5	1		
1 - 28	K0200050002	WASHER, SPRING M5	1		
1 - 29	K0000050252	BOLT, M5-25	1		

# 1. Frame section A

LM531

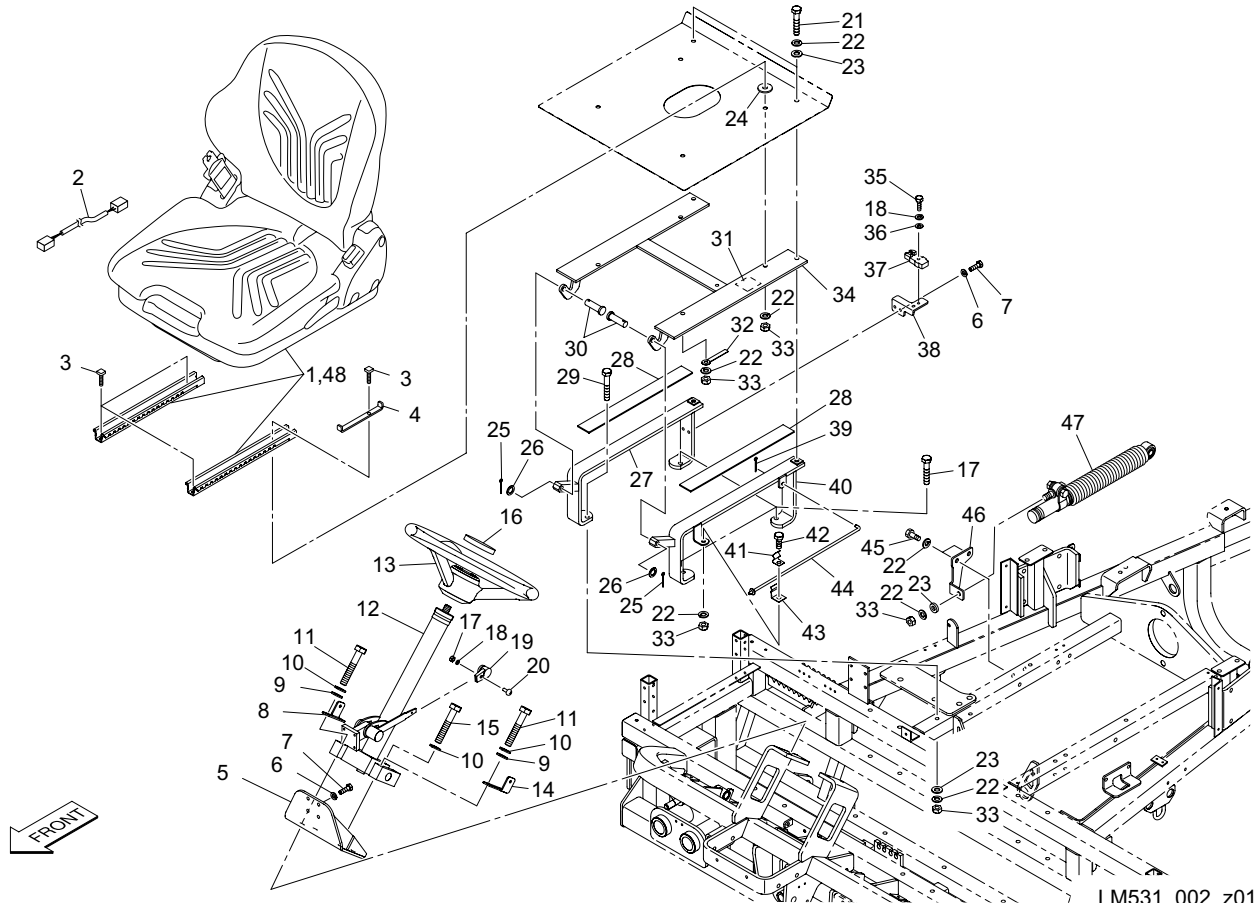


LM531\_001\_z01

Cat No.	Code No.	Part name	Qty	Remark	SN of application
1 - 30	LM531--0601ZD	MOUNT, TANK	1		
1 - 31	K5000080002	WASHER, M8	4		

## 2. Frame section B

LM531

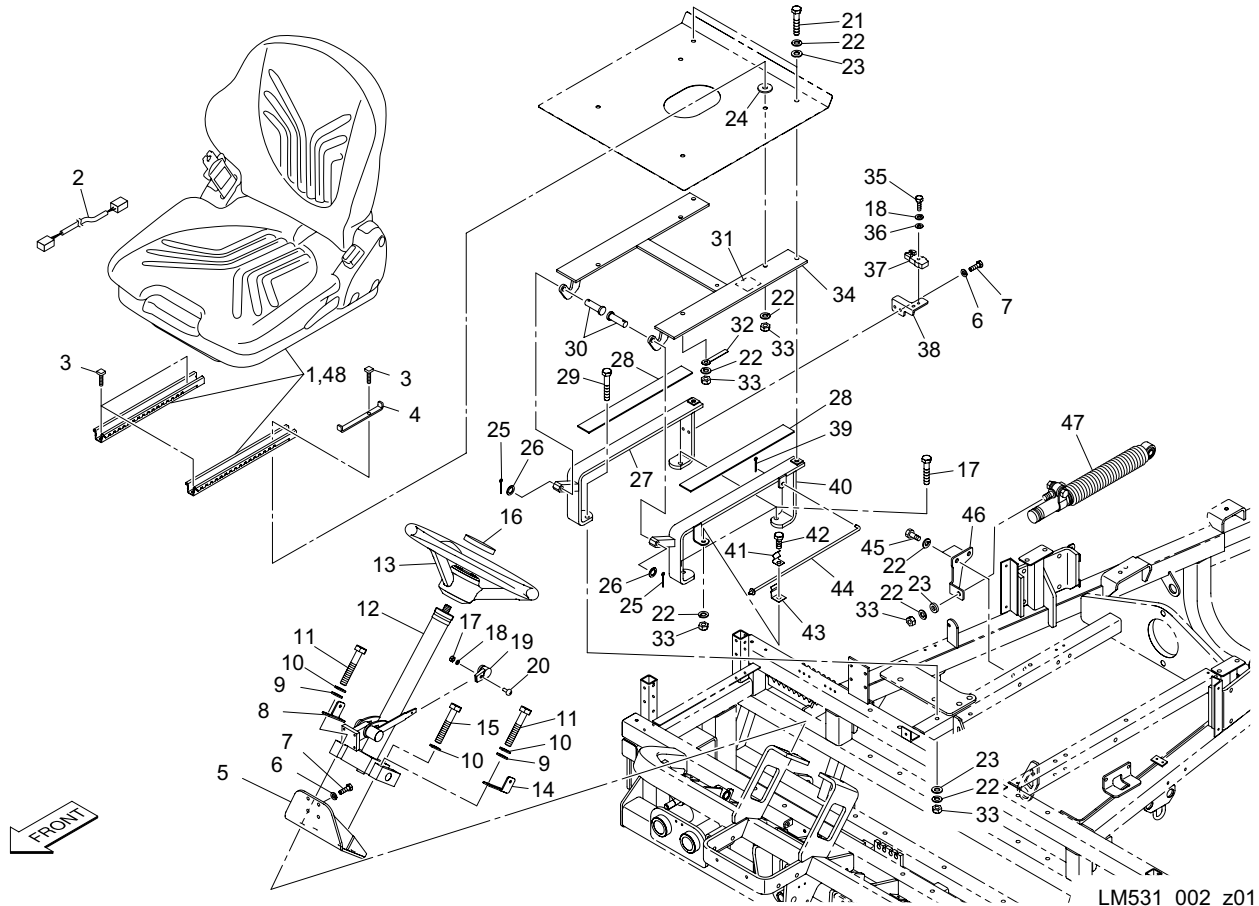


LM531\_002\_z01

Cat No.	Code No.	Part name	Qty	Remark	SN of application
2 - 1	K1700000370	SEAT, MSG65	1		
2 - 2	K3620001010	WIRING, SEAT SWITCH NO	1		
2 - 3	K0069000272	BOLT, SQ HEAD M8-25	4		
2 - 4	LM331--0811ZD	STOPPER, SEAT RAIL	1		
2 - 5	LM2400-0609ZD	BASE, STEERING COLUMN	1		
2 - 6	K0200060002	WASHER, SPRING M6	6		
2 - 7	K0000060202	BOLT, M6-20	6		
2 - 8	LM2400-0915A2	STAY, FRONT COVER (LH)	1		
2 - 9	K5000100002	WASHER, M10	4		
2 - 10	K0200100002	WASHER, SPRING M10	8		
2 - 11	K0000100602	BOLT, M10-60	4		
2 - 12	K1730000030	COLUMN, STEERING TILT TYPE	1		
2 - 13	K1710000080	STEERING, V027220-0101	1		
2 - 14	LM2400-0916A2	STAY, FRONT COVER (RH)	1		
2 - 15	K0000100552	BOLT, M10-55	4		
2 - 16	K1310000130	CAP, RUBBER	1		
2 - 17	K0100050002	NUT, M5	1		
2 - 18	K0200050002	WASHER, SPRING M5	2		
2 - 19	K1301000150	GRIP, PLASTIC THROTTLE LEVER	1		
2 - 20	K0042050082	SCREW, + ROUND HEAD M5-8	1		
2 - 21	K0000080602	BOLT, M8-60	6		
2 - 22	K0200080002	WASHER, SPRING M8	14		
2 - 23	K5000080002	WASHER, M8	9		
2 - 24	K5012308262	WASHER, SPCC 2.3-8-26	4		
2 - 25	K0300025202	PIN, COTTER M2.5-20	2		
2 - 26	K5011010162	WASHER, SPCC 1-10-16	2		
2 - 27	LM282--0605ED	MOUNT, SEAT (RH)	1		
2 - 28	LM282--0606Z0	RUBBER, FOR SEAT BASE	2		
2 - 29	K0000080702	BOLT, M8-70	1		
2 - 30	K6030100322	PIN, FLAT HEAD M10-32	2		

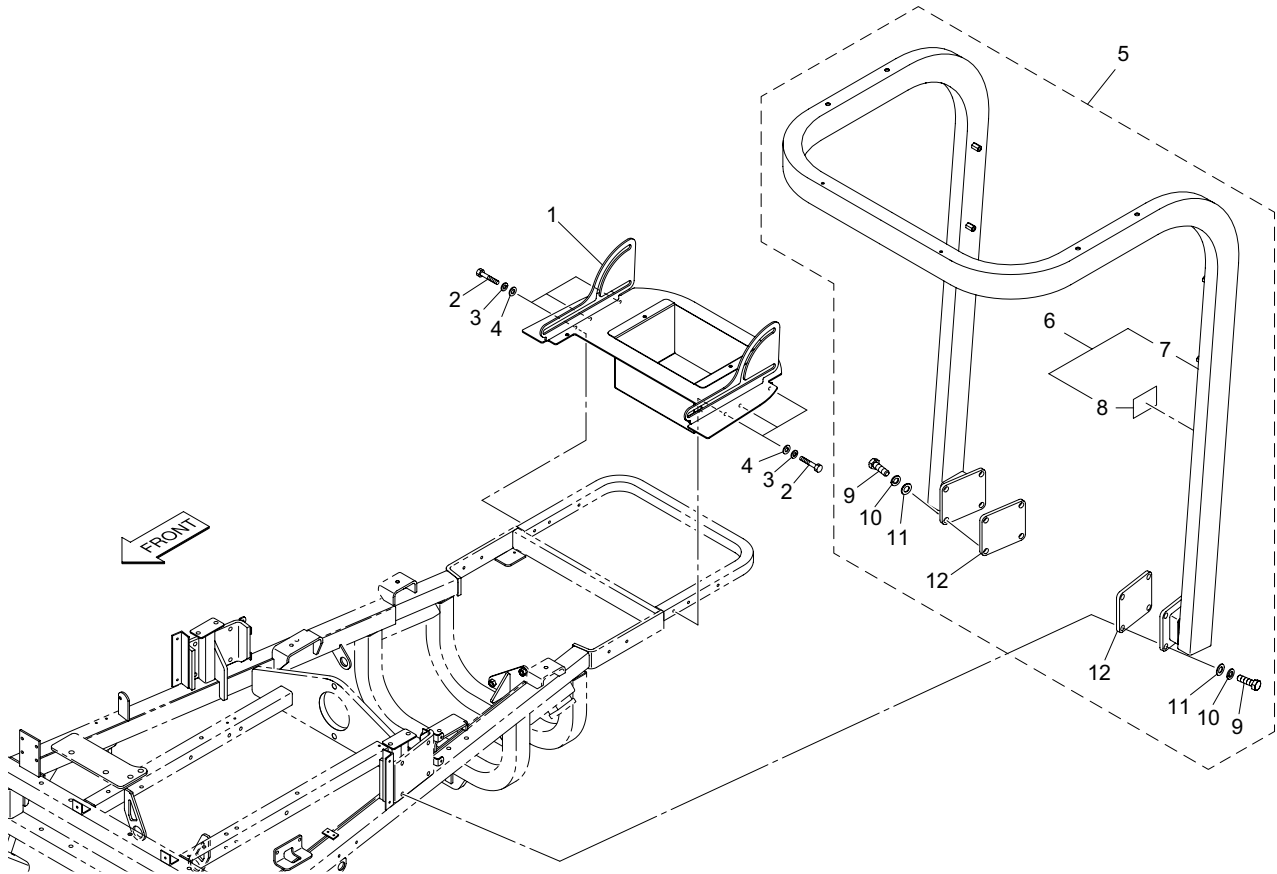
## 2. Frame section B

LM531



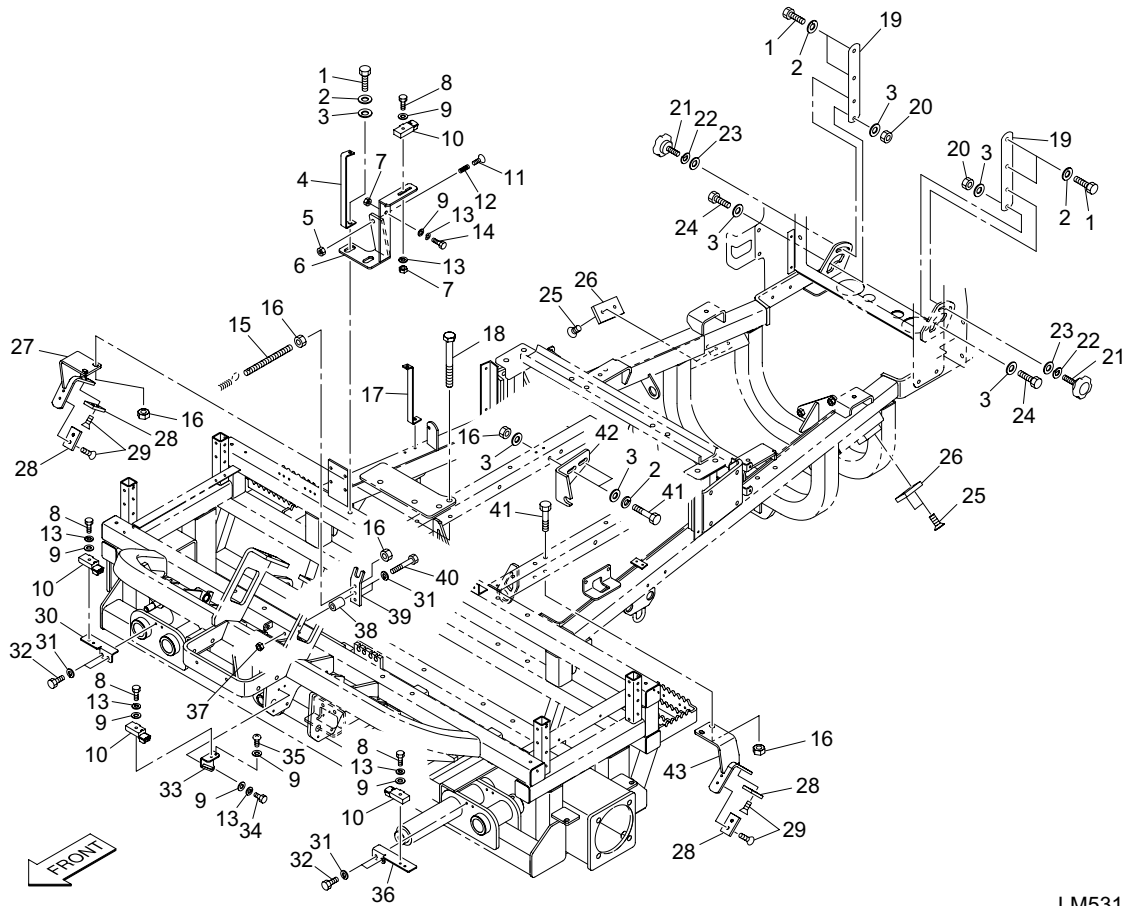
LM531\_002\_z01

Cat No.	Code No.	Part name	Qty	Remark	SN of application
2 - 31	K4209001180	DECAL, ARROW POINT	1		
2 - 32	K4281000020	CLAMP, HARNESS 8.5 80	1		
2 - 33	K0100080002	NUT, M8	14		
2 - 34	LM282--0646AD	PLATE, FOR MOUNTING SEAT	1		
2 - 35	K0000050202	BOLT, M5-20	1		
2 - 36	K5000050002	WASHER, M5	1		
2 - 37	K3720000150	SWITCH, PROXIMITY NO V-in	1		
2 - 38	LM2400-0646Z2	STAY, N SENSOR	1		
2 - 39	K0300016122	PIN, COTTER M1.6-12	1		
2 - 40	LM282--0603CD	MOUNT, SEAT (LH)	1		
2 - 41	K1090000108	SPRING, RECEIVING ROD B	1		
2 - 42	K0000080202	BOLT, M8-20	1		
2 - 43	K5270002052	RECEIVER, ROD A	1		
2 - 44	MS400--0521Z2	STAND	1		
2 - 45	K0000080152	BOLT, M8-15	2		
2 - 46	LM2400-0645Z2	BRACKET, DAMPER	1		
2 - 47	K3380000010	DAMPER, FOR LEVER	1		
2 - 48	Y1104948	KIT, SEAT SWITCH	1		11041-



LM531\_003\_z00

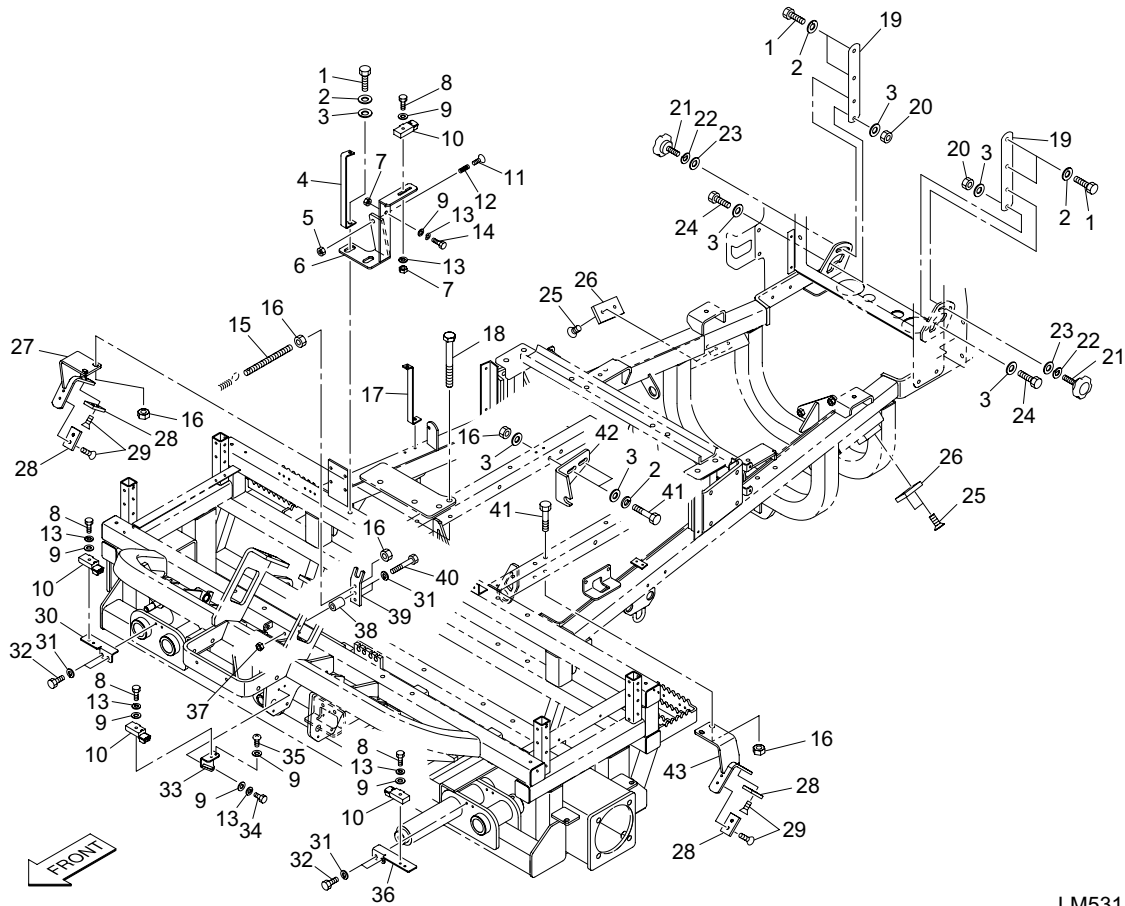
Cat No.	Code No.	Part name	Qty	Remark	SN of application
3 - 1	LM2400-0931ZD	BRACKET, SLIDING	1		
3 - 2	K0000060502	BOLT, M6-50	6		
3 - 3	K0200060002	WASHER, SPRING M6	6		
3 - 4	K5000060002	WASHER, M6	6		
3 - 5	LM283--1602B0	ROPS ASSY, 2 POST	1		
3 - 6	K9310000040	ROPS, 2 POSTS W/ MARK	1		
3 - 7	K717000014D	ROPS, 2 POSTS	1		
3 - 8	K4205001710	DECAL, CAUTION ROPS	1		
3 - 9	K0010120402	BOLT, HT M12-40	8		
3 - 10	K0200120002	WASHER, SPRING M12	8		
3 - 11	K5000120002	WASHER, M12	8		
3 - 12	K640000011D	SPACER	2		



LM531\_004\_z00

Cat No.	Code No.	Part name	Qty	Remark	SN of application
4 - 1	K0000080202	BOLT, M8-20	5		
4 - 2	K0200080002	WASHER, SPRING M8	7		
4 - 3	K5000080002	WASHER, M8	9		
4 - 4	LM2400-0614ZD	STAY, PANEL (FRONT)	1		
4 - 5	K0144060002	NUT, W/F-RING M6	1		
4 - 6	LM2400-0721Z2	BRACKET, OPERATING LEVER	1		
4 - 7	K0100050002	NUT, M5	2		
4 - 8	K0000050202	BOLT, M5-20	4		
4 - 9	K5000050002	WASHER, M5	8		
4 - 10	K3720000150	SWITCH, PROXIMITY NO V-in	4		
4 - 11	K0041060352	SCREW, + FLAT HEAD M6-35	1		
4 - 12	K1000000260	SPRING, COMPRESSION M0.7-8.4-25	1		
4 - 13	K0200050002	WASHER, SPRING M5	7		
4 - 14	K0000050252	BOLT, M5-25	1		
4 - 15	K6122000172	SCREW, ADJUSTING M8-80	1		
4 - 16	K0100080002	NUT, M8	8		
4 - 17	LM2400-0613ZD	STAY, PANEL (REAR)	1		
4 - 18	K0000080702	BOLT, M8-70	2		
4 - 19	LM2400-0642ZD	RETAINER, OIL COOLER	2		
4 - 20	K0144080002	NUT, W/F-RING M8	2		
4 - 21	K1320000220	KNOB, W/M8 4220	2		
4 - 22	K0213080002	WASHER, DISK SPRING 1H M8	2		
4 - 23	K5073208202	WASHER, SPHC 3.2-8-20	2		
4 - 24	K0000080252	BOLT, M8-25	2		
4 - 25	K0041060152	SCREW, + FLAT HEAD M6-15	4		
4 - 26	K4033000380	STOPPER, URETHAN RUBBER	2		
4 - 27	LM531--0604ZD	STOPPER, #2 MOWER	1		
4 - 28	LM526A-0107Z0	STOPPER	4		
4 - 29	K0041060122	SCREW, + FLAT HEAD M6-12	8		
4 - 30	LM2400-0635ZD	MOUNT, SENSOR (RH)	1		



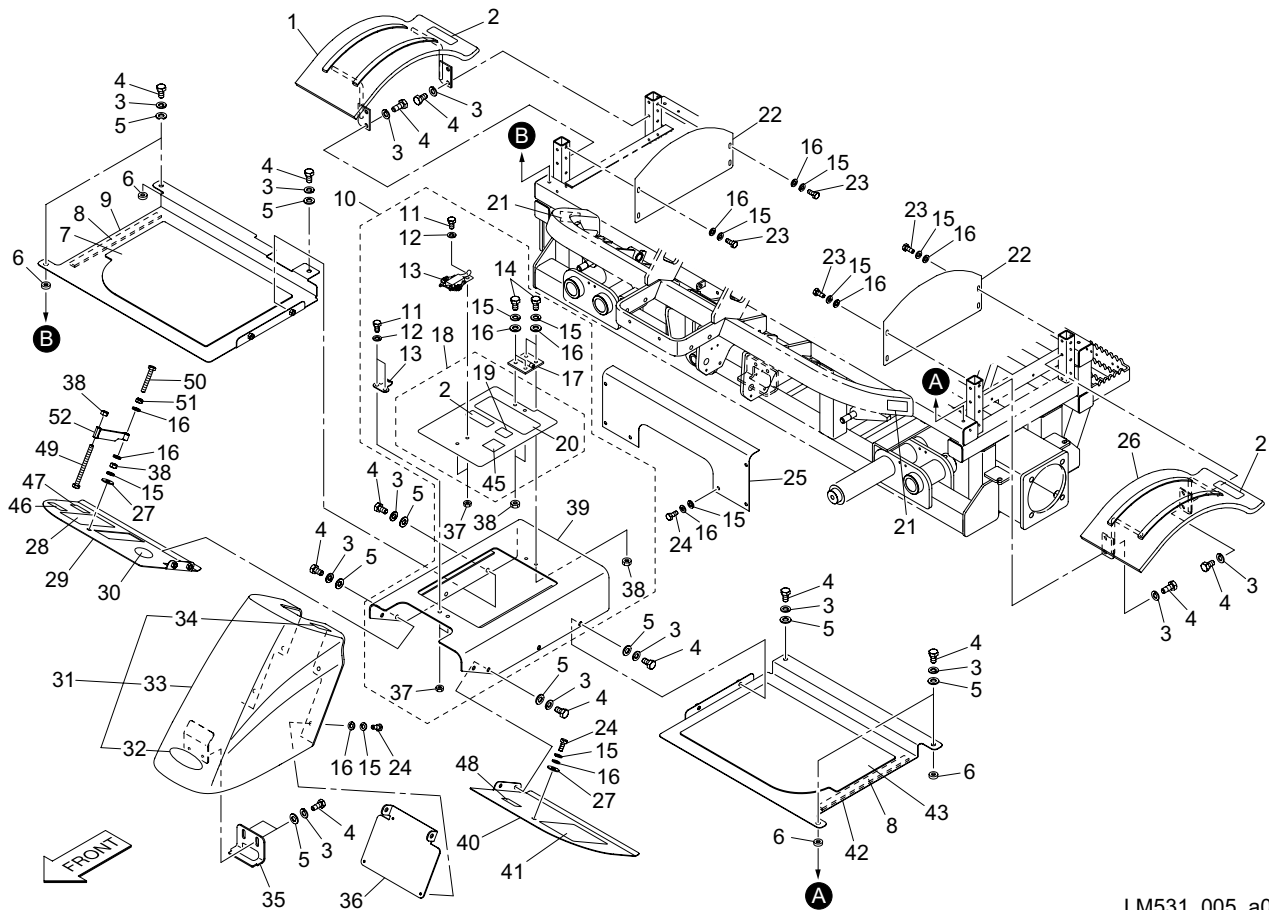


LM531\_004\_z00

Cat No.	Code No.	Part name	Qty	Remark	SN of application
4 - 31	K0200060002	WASHER, SPRING M6	6		
4 - 32	K0000060152	BOLT, M6-15	4		
4 - 33	LM2400-0638Z2	STAY, SENSOR PARKING	1		
4 - 34	K0000050102	BOLT, M5-10	2		
4 - 35	K0042050122	SCREW, + ROUND HEAD M5-12	1		
4 - 36	LM2400-0634ZD	MOUNT, SENSOR (LH)	1		
4 - 37	K0100060002	NUT, M6	2		
4 - 38	K6212001582	COLLAR, STKM M8.5-17-22	2		
4 - 39	LM2400-0617AD	RECEIVER, WIRE PP (FRONT)	1		
4 - 40	K0003060902	BOLT, M6-90	2		
4 - 41	K0000080602	BOLT, M8-60	2		
4 - 42	LM2400-0606AD	RECEIVER, WIRE PP (REAR)	1		
4 - 43	LM531--0603ZD	STOPPER, #3 MOWER	1		

# 5. Cover section A

LM531

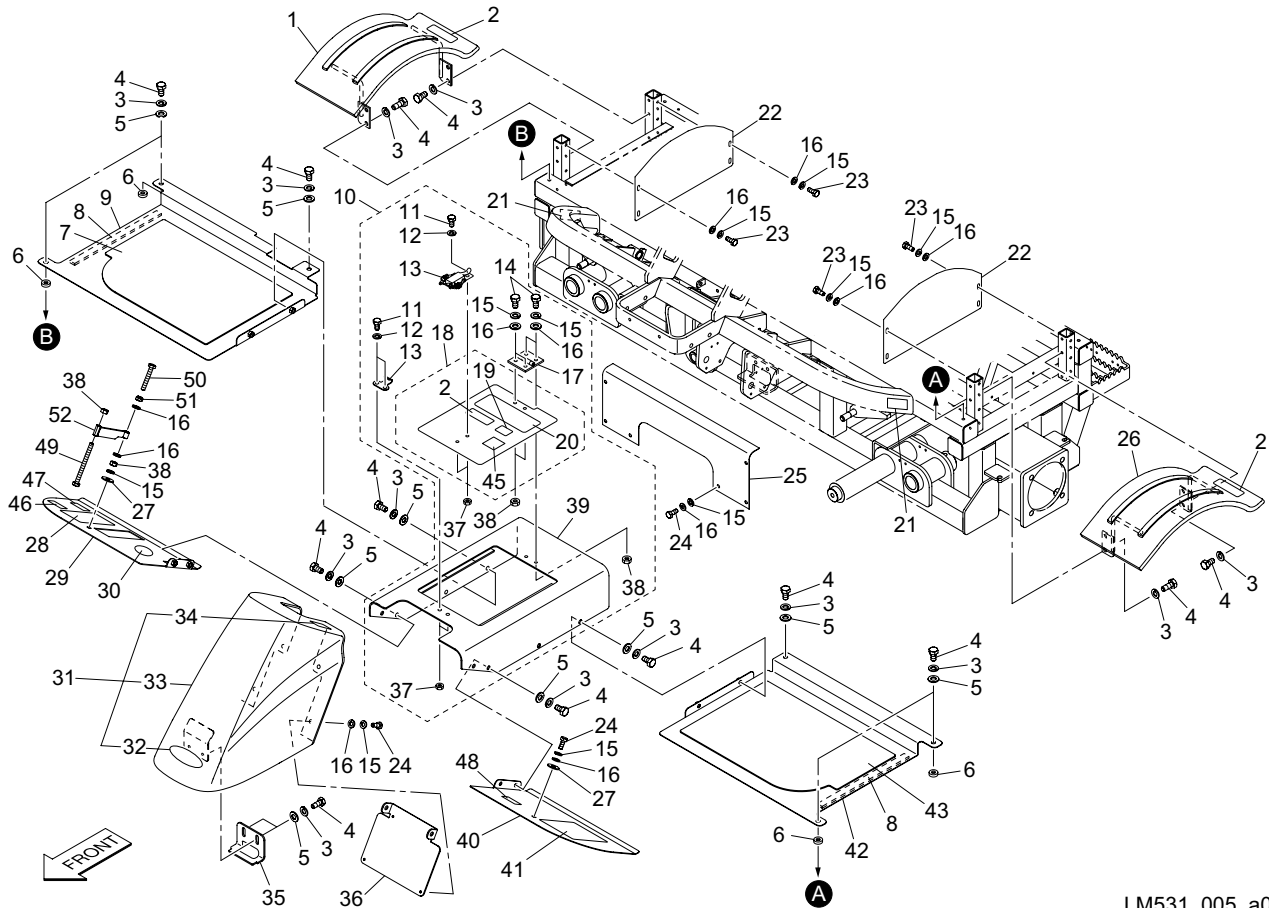


LM531\_005\_a01

Cat No.	Code No.	Part name	Qty	Remark	SN of application
5 - 1	LM2400-0911ZR	COVER, WHEEL (RH)	1		
5 - 2	K4209001340	DECAL, CAUTION "DO NOT STEP"	3		
5 - 3	K0200080002	WASHER, SPRING M8	24		
5 - 4	K0000080152	BOLT, M8-15	24		
5 - 5	K5000080002	WASHER, M8	16		
5 - 6	K4031000070	RUBBER, VIBRATION PROOF 5-825	4		
5 - 7	LM526--0623A0	SHEET, STEP (RH)	1		
5 - 8	K4228000110	SPONGE, RUBBER 5-15-300	2		
5 - 9	LM2400-0906ZD	COVER, FLOOR (RH)	1		
5a- 10	LM2400-3906Z0	COVER COMP, CENTER	1		
5 - 11	K0000050152	BOLT, M5-15	4		
5 - 12	K0200050002	WASHER, SPRING M5	4		
5 - 13	K1521000012	CLIP, CATCH	1		
5 - 14	K0042060202	SCREW, + ROUND HEAD M6-20	4		
5 - 15	K0200060002	WASHER, SPRING M6	24		
5 - 16	K5000060002	WASHER, M6	25		
5 - 17	K4520000240	HINGE, HOLED SUS 7-5075	1		
5a- 18	LM2400-3907Z0	CAP COMP, TANK	1		
5 - 19	K4209000980	DECAL, HYDRAULIC OIL	1		
5 - 20	LM2400-0918Z0	STICKER, OPERATION 2	1		
5 - 21	K4205001900	DECAL, CAUTION MOWER LOCK	2		
5 - 22	LM2400-0920ZD	PLATE, SIDE	2		
5 - 23	K0000060102	BOLT, M6-10	8		
5 - 24	K0000060152	BOLT, M6-15	11		
5 - 25	LM2400-0913AD	COVER, FRONT (MIDDLER)	1		
5 - 26	LM2400-0910ZR	COVER, WHEEL (LH)	1		
5 - 27	K5011006182	WASHER, SPCC 1-6-18	2		
5 - 28	K4400000030	SHEET, NONSKID FOR PEDAL 100170	1		
5 - 29	LM2400-0909ZD	STEP, (RH)	1		
5 - 30	K4209001200	DECAL, BRAKE	1		

# 5. Cover section A

LM531

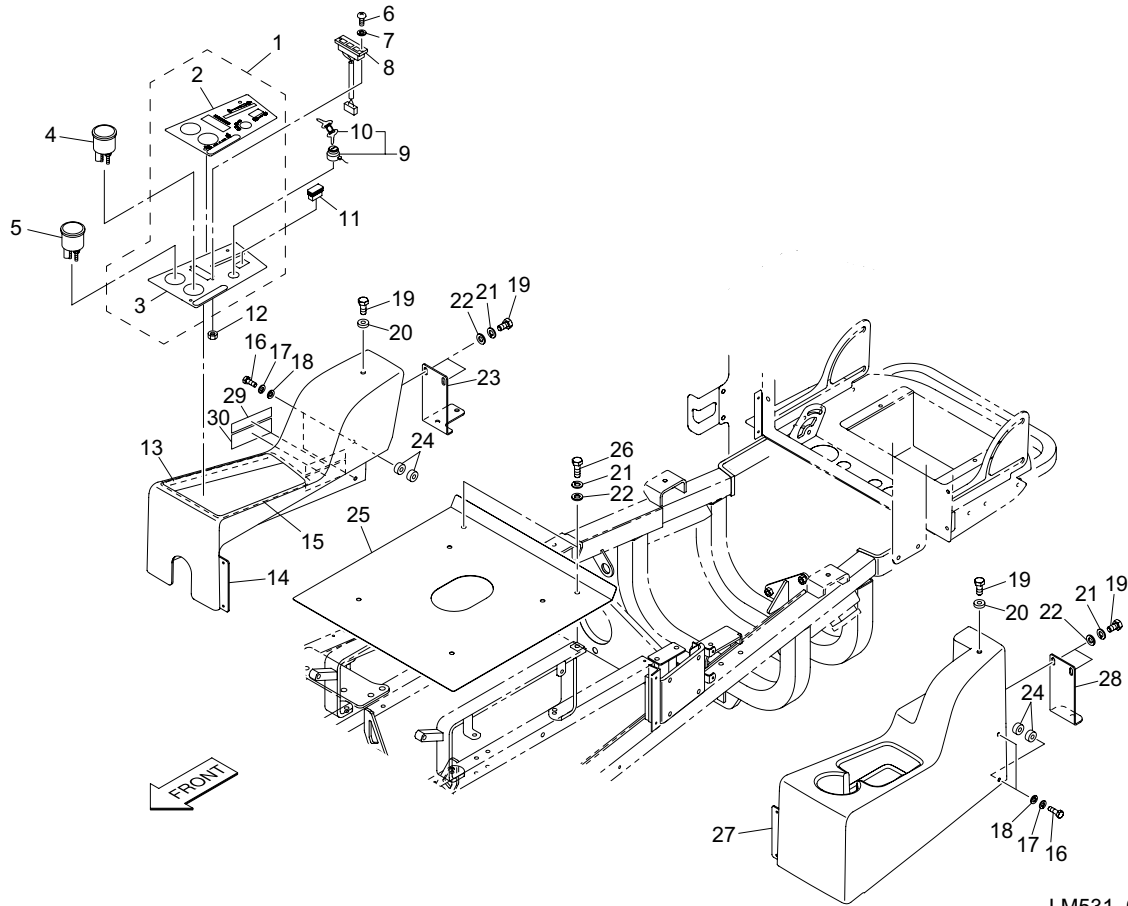


LM531\_005\_a01

Cat No.	Code No.	Part name	Qty	Remark	SN of application
5 - 31	LM531--0902Z0	COVER COMP, FRONT	1		
5 - 32	K4201000570	STICKER, BARONESS	1		
5 - 33	LM531--0903Z0	COVER, FRONT	1		
5 - 34	K4203001560	DECAL, TILT STEERING	1		
5 - 35	LM2400-0955A2	BRACKET, FRONT COVER	1		
5 - 36	LM2400-0914ZD	COVER, FRONT (REAR)	1		
5 - 37	K0100050002	NUT, M5	4		
5 - 38	K0100060002	NUT, M6	6		
5 - 39	LM2400-0940ZD	COVER, CENTER	1		
5 - 40	LM2400-0908ZD	STEP, (LH)	1		
5 - 41	K4400000040	SHEET, NONSKID STEP 150150	1		
5 - 42	LM2400-0907ZD	COVER, FLOOR (LH)	1		
5 - 43	LM526A-0603Z0	SHEET, STEP (LH)	1		
5a- 44					
5a- 45	K4205001330	DECAL, CAUTION NOISE	1		
5 - 46	K4203001430	DECAL, FORWARD	1		
5 - 47	K4203001440	DECAL, BACKWARD	1		
5 - 48	K4203001450	DECAL, BRAKE	1		
5 - 49	K0000060702	BOLT, M6-70	1		
5 - 50	K0000060402	BOLT, M6-40	1		
5 - 51	K0144060002	NUT, W/F-RING M6	1		
5 - 52	LM531--0609ZD	STOPPER, PEDAL	1		

# 6. Cover section B

LM531

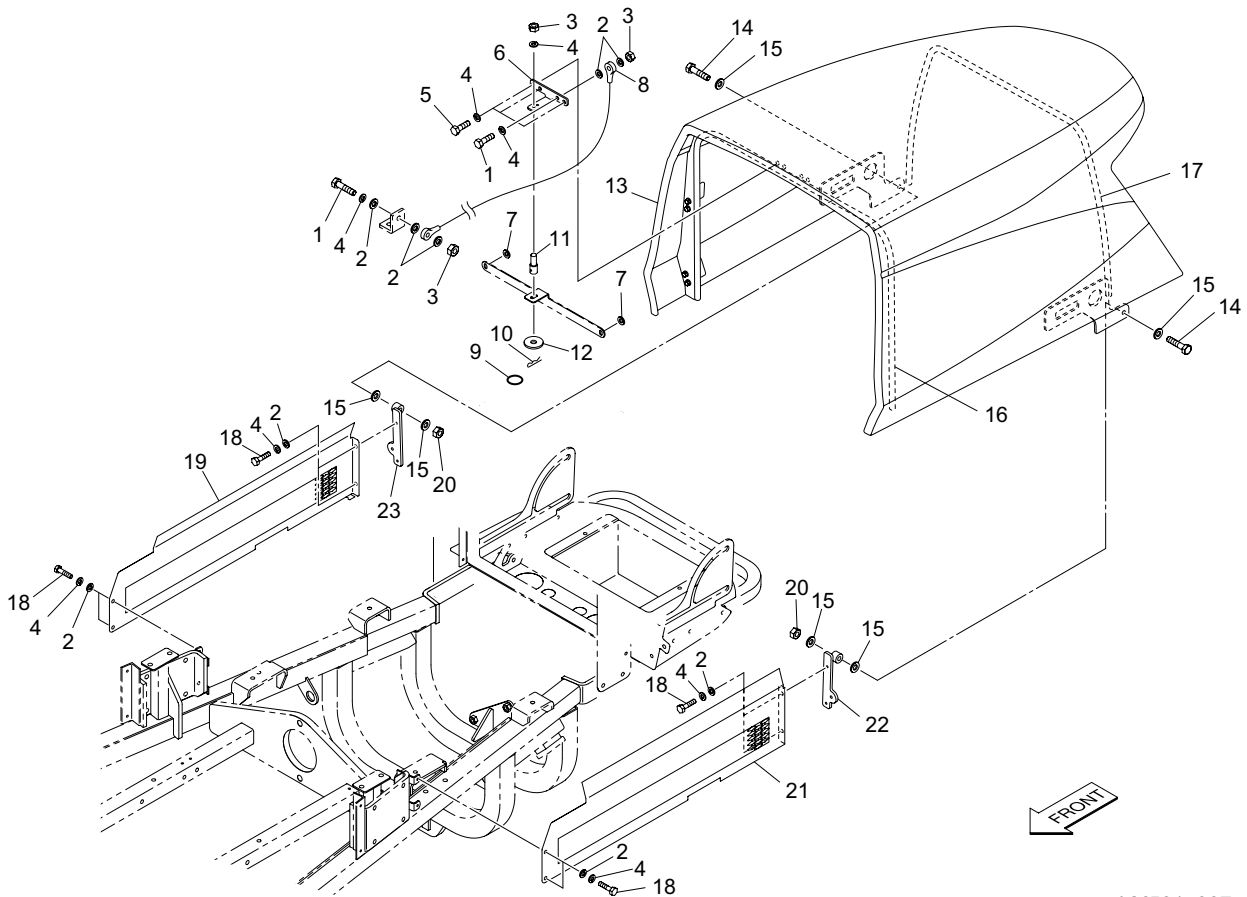


LM531\_006\_a00

Cat No.	Code No.	Part name	Qty	Remark	SN of application
6 - 1	LM2400-0904D0	PANEL COMP, OPERATION	1		
6 - 2	LM2400-0934B0	STICKER, OPERATION	1		
6 - 3	LM2400-0919CD	PANEL, OPERATION	1		
6 - 4	PFR1401-5317-0	GAUGE, WATER TEMPERATURE	1		
6 - 5	K3653000010	GAUGE, FUEL 52BG2	1		
6 - 6	K0042050122	SCREW, + ROUND HEAD M5-12	2		
6 - 7	K5000050002	WASHER, M5	2		
6 - 8	K3641000070	LAMP, PILOT BOX	1		
6 - 9	PF15248-6359-0	SWITCH ASSY, STARTER	1		
6 - 10	PF15248-6370-0	KEY, STARTER	1		
6 - 11	K3661000070	SWITCH, ROCKER RED	1		
6 - 12	K0100050002	NUT, M5	2		
6 - 13	K4220000230	SPONGE, URETHAN 10-10-500	1		
6 - 14	LM2400-0966B0	COVER COMP, SIDE (RH)	1		
6 - 15	K4228000050	SPONGE, RUBBER 10-20-330	2		
6 - 16	K0000060252	BOLT, M6-25	4		
6 - 17	K0200060002	WASHER, SPRING M6	4		
6 - 18	K5000060002	WASHER, M6	4		
6 - 19	K0000080152	BOLT, M8-15	6		
6 - 20	K4030208180	RUBBER, WASHER 818	2		
6 - 21	K0200080002	WASHER, SPRING M8	6		
6 - 22	K5000080002	WASHER, M8	6		
6 - 23	LM2400-0608ZD	RETAINER, COVER (RH)	1		
6 - 24	K4031000340	RUBBER, VIBRATION PROOF 5-CR824	8		
6 - 25	LM285--0959ZD	COVER, UNDER SEAT	1		
6 - 26	K0000080252	BOLT, M8-25	2		
6 - 27	LM2400-0967B0	COVER COMP, SIDE (LH)	1		
6 - 28	LM2400-0611ZD	RETAINER, COVER (LH)	1		
6a- 29	K4205002200	DECAL, WARNING SPARK ARRESTER	1	for USA	
6a- 30	K4205002140	LABEL, WARNING CA P65 FOR RIDING MOWER	1	for USA	

# 7. Cover section C

LM531

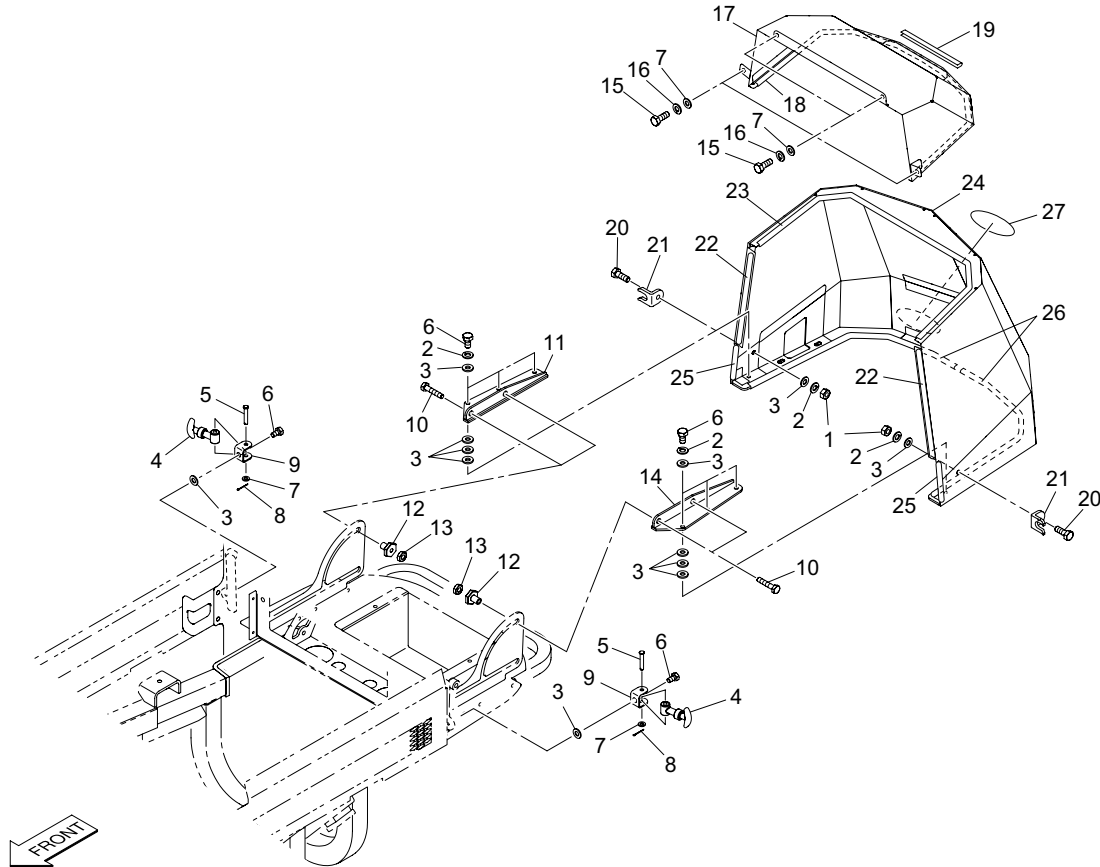


LM531\_007\_z00

Cat No.	Code No.	Part name	Qty	Remark	SN of application
7 - 1	K0000060252	BOLT, M6-25	2		
7 - 2	K5000060002	WASHER, M6	13		
7 - 3	K0100060002	NUT, M6	3		
7 - 4	K0200060002	WASHER, SPRING M6	14		
7 - 5	K0000060202	BOLT, M6-20	3		
7 - 6	LM531--0917ZD	STAY, HOOD	1		
7 - 7	K5012306162	WASHER, SPCC 2.3-6-16	2		
7 - 8	K1170092000	CABLE, 920	1		
7 - 9	K0880018000	O-RING, P18	1		
7 - 10	K0330800008	PIN, SNAP M8	1		
7 - 11	LM2400-0926Z2	SHAFT, 22 W/M6 SCREW	1		
7 - 12	K5012308262	WASHER, SPCC 2.3-8-26	1		
7 - 13	LM531--0904Z0	HOOD COMP	1		
7 - 14	K0000100402	BOLT, M10-40	2		
7 - 15	K5000100002	WASHER, M10	6		
7 - 16	K3198314500	TRIM, SEAL 6100-32C-1450	1		
7 - 17	K3198212600	TRIM, SEAL 4100-32A-1260	1		
7 - 18	K0000060152	BOLT, M6-15	8		
7 - 19	LM2400-0928AD	COVER, SIDE (RH)	1		
7 - 20	K0144100002	NUT, W/F-RING M10	2		
7 - 21	LM2400-0927AD	COVER, SIDE (LH)	1		
7 - 22	LM531--0912ZD	FULCRUM, HOOD (LH)	1		
7 - 23	LM531--0913ZD	FULCRUM, HOOD (RH)	1		

# 8. Cover section D

LM531

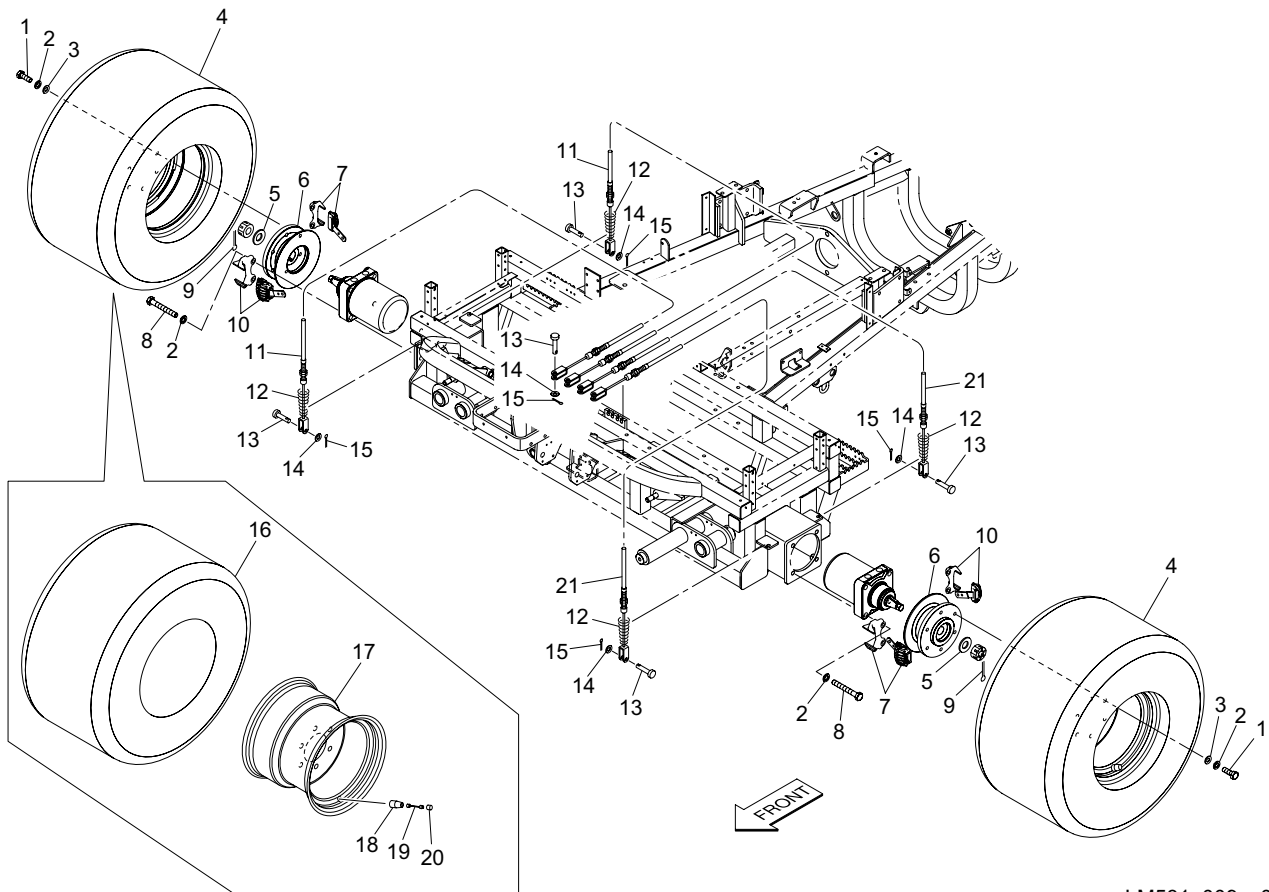


LM531\_008\_z00

Cat No.	Code No.	Part name	Qty	Remark	SN of application
8 - 1	K0100080002	NUT, M8	2		
8 - 2	K0200080002	WASHER, SPRING M8	8		
8 - 3	K5000080002	WASHER, M8	16		
8 - 4	K1520000090	HOOK, RUBBER SMALL	2		
8 - 5	K6030060352	PIN, FLAT HEAD M6-35	2		
8 - 6	K0000080152	BOLT, M8-15	8		
8 - 7	K5000060002	WASHER, M6	6		
8 - 8	K0300016202	PIN, COTTER M1.6-20	2		
8 - 9	K5200000102	CLAMPER, RUBBER HOOK	2		
8 - 10	K0000100402	BOLT, M10-40	4		
8 - 11	LM2400-0933Z2	BRACKET, SLIDING REAR COVER (RH)	1		
8 - 12	LM2400-0935Z2	COLLAR, SLIDING TAPPED	4		
8 - 13	K0102100002	NUT, M10-3	4		
8 - 14	LM2400-0932Z2	BRACKET, SLIDING REAR COVER (LH)	1		
8 - 15	K0000060152	BOLT, M6-15	4		
8 - 16	K0200060002	WASHER, SPRING M6	4		
8 - 17	LM531--0915ZD	COVER, RADIATOR (UPPER)	1		
8 - 18	K3197008600	TRIM, SEAL 75-16-860	1		
8 - 19	K3197003000	TRIM, SEAL 75-16-300	1		
8 - 20	K0000080202	BOLT, M8-20	2		
8 - 21	K5270002352	RECEIVER, RUBBER HOOK	2		
8 - 22	K3198502800	TRIM, SEAL 4100-16A-280	2		
8 - 23	K3198508600	TRIM, SEAL 4100-16A-860	1		
8 - 24	LM531--0914ZD	COVER, RADIATOR (LOWER)	1		
8 - 25	K3198001100	TRIM, SEAL 4100-16C-110	2		
8 - 26	K3198206400	TRIM, SEAL 4100-32A-640	1		
8 - 27	LM531--0916Z0	STICKER, LM531	1		

# 9. Front wheel section

LM531

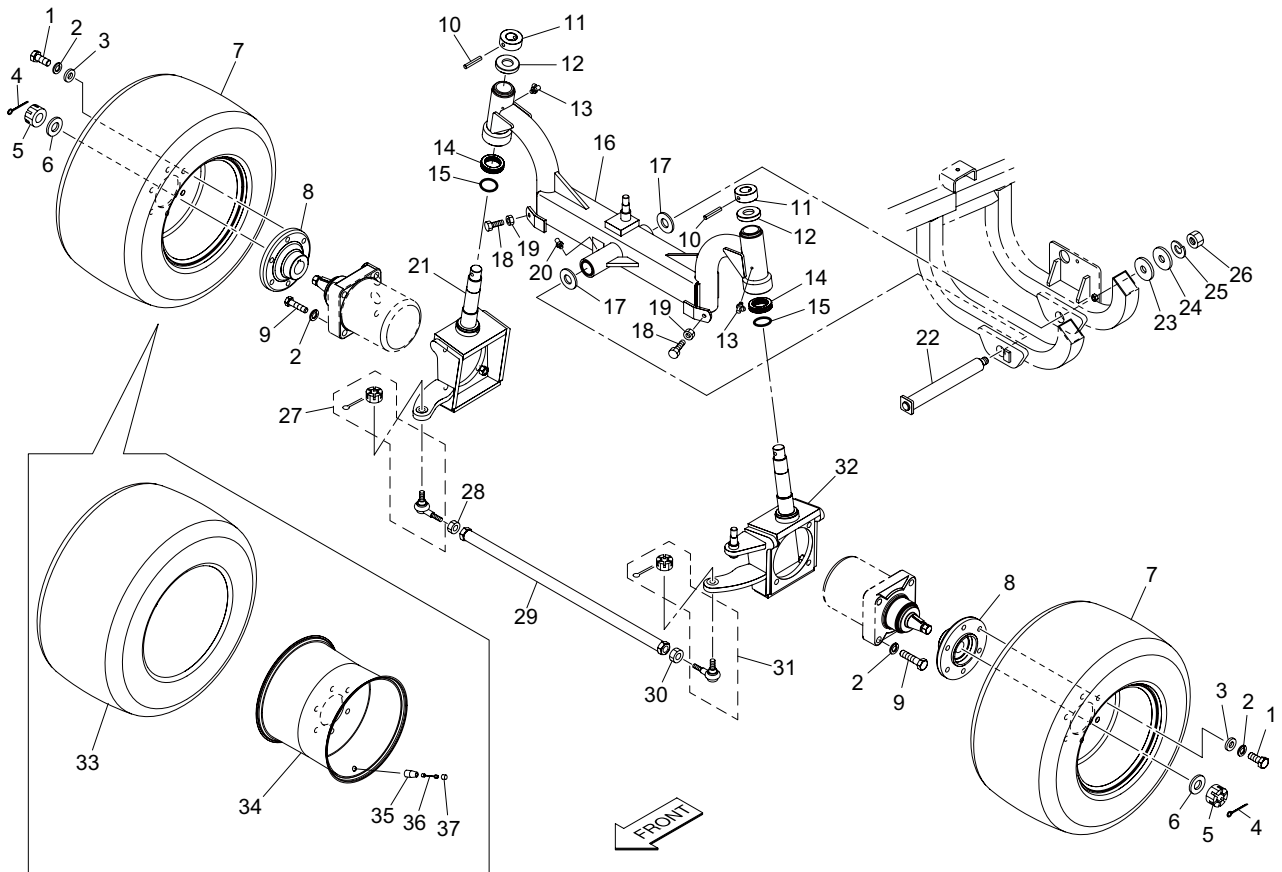


LM531\_009\_z00

Cat No.	Code No.	Part name	Qty	Remark	SN of application
9 - 1	K0011120352	BOLT, HT P1.5 M12-35	12		
9 - 2	K0200120002	WASHER, SPRING M12	20		
9 - 3	K5000120002	WASHER, M12	12		
9 - 4	K2040001010	TIRE ASSY, 26*10.50-12	2		
9 - 5	K0214240001	WASHER, DISK SPRING 2L M24	2		
9 - 6	LM5000V0902AD	MOUNT, WHEEL	2		
9 - 7	K1720000280	BRAKE, CALIPER M15 CW(P)	2		
9 - 8	K0010120902	BOLT, HT M12-90	8		
9 - 9	K0300040502	PIN, COTTER M4-50	2		
9 - 10	K1720000290	BRAKE, CALIPER M15 CCW(P)	2		
9 - 11	K1120153010	WIRE, BRAKE 1530	2		
9 - 12	K1000000928	SPRING, COMPRESSION TAPERED 1.4 2168	4		
9 - 13	K6031080222	PIN, FLAT HEAD HT M8-22	8		
9 - 14	K5000080002	WASHER, M8	8		
9 - 15	K0300020202	PIN, COTTER M2-20	8		
9 - 16	K2041000540	TIRE ASSY, 26*10.50-12OTR-GM	2		
9 - 17	K209000102D	WHEEL, 8.5JA*12WDC 531	2		
9 - 18	K2097000010	VALVE, RIM TR413	2		
9 - 19	K2092000020	CORE, VALVE NO.9000	2		
9 - 20	K2093000010	CAP, VALVE	2		
9 - 21	K1120130020	WIRE, BRAKE 1300	2		

# 10. Rear wheel section

LM531



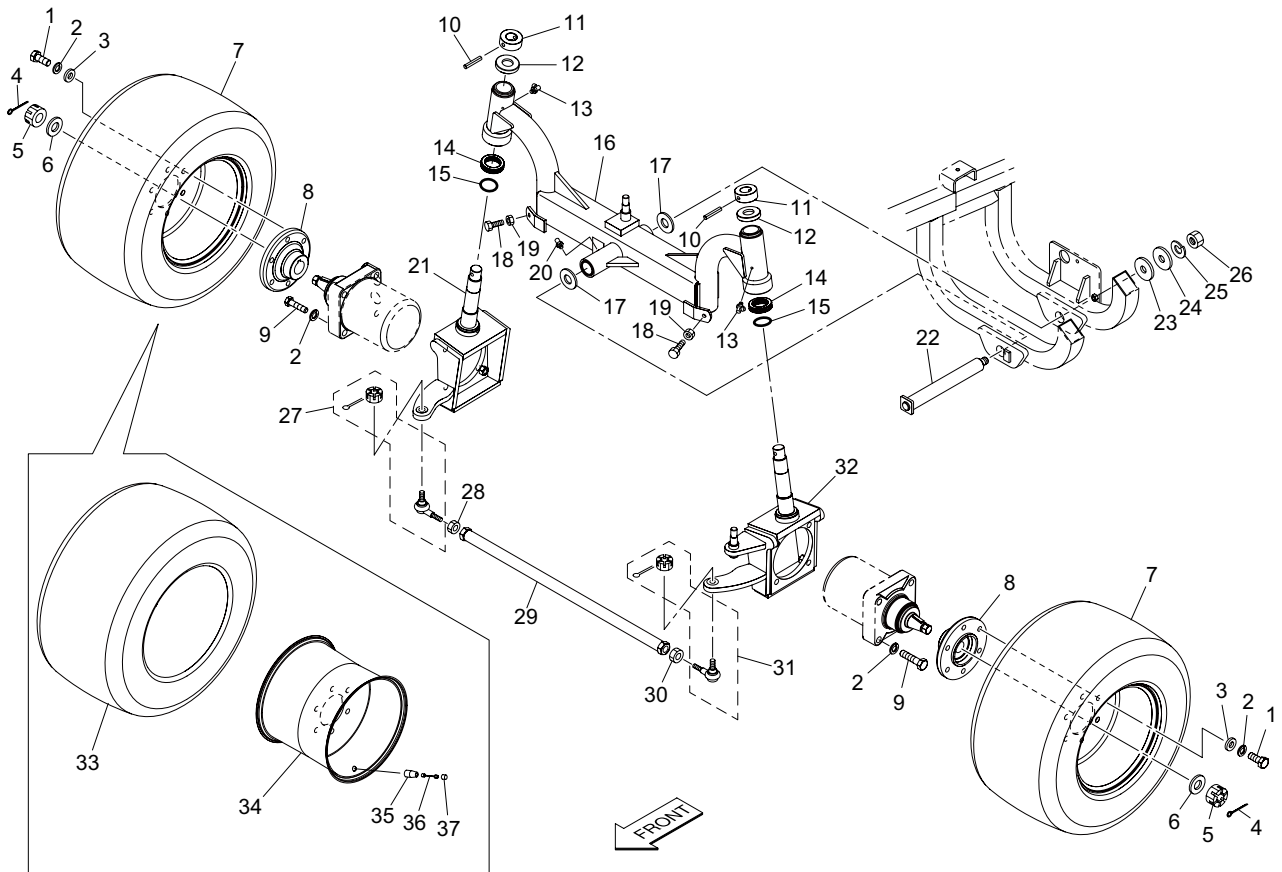
LM531\_010\_z00

Cat No.	Code No.	Part name	Qty	Remark	SN of application
10 - 1	K0011120352	BOLT, HT P1.5 M12-35	12		
10 - 2	K0200120002	WASHER, SPRING M12	20		
10 - 3	K5000120002	WASHER, M12	12		
10 - 4	K0300040502	PIN, COTTER M4-50	2		
10 - 5	K0138240002	NUT, HIGH SLOTTED P1.5 M24	2		
10 - 6	K5011025452	WASHER, SPCC 1-25.4-45.5	2		
10 - 7	K2040001020	TIRE ASSY, 20*10.00-10D	2		
10 - 8	GM1500A0240AD	MOUNT, FRONT WHEEL 90	2		
10 - 9	K0013120702	BOLT, HT M12-70	8		
10 - 10	K0320080501	PIN, SPRING M8-50	2		
10 - 11	K6213000113	COLLAR, W/HOLE M25-50-20	2		
10 - 12	K6204000383	LID	2		
10 - 13	K1440000020	GREASE NIPPLE, 90 TYPE C	2		
10 - 14	K0640511070	BEARING, BALL THRUST 51107	2		
10 - 15	K0880048000	O-RING, P48	2		
10 - 16	LM2400-0301ZD	PIVOT	1		
10 - 17	K5051030500	WASHER, C5191P 1-30-50	2		
10 - 18	K0000100252	BOLT, M10-25	2		
10 - 19	K0100100002	NUT, M10	2		
10 - 20	K1440000010	GREASE NIPPLE, STRAIGHT TYPE A	1		
10 - 21	LM2400-0302ZD	KING PIN, (RH)	1		
10 - 22	K7147000198	PIN, FOR PIVOT	1		
10 - 23	K5051030420	WASHER, C5191P 1-30-42	1		
10 - 24	K5073216352	WASHER, SPHC 3.2-16-35	1		
10 - 25	K0200160002	WASHER, SPRING M16	1		
10 - 26	K0100160002	NUT, M16	1		
10 - 27	K1610000020	END ASSY, TIE-ROD MALE (RH)	1		
10 - 28	K0160000192	NUT, SPECIAL P1.5 M17	1		
10 - 29	LM2700-0304ZD	ROD, TIE	1		
10 - 30	K0160000202	NUT, LEFT-HANDED SPECIAL P1.5 M17	1		



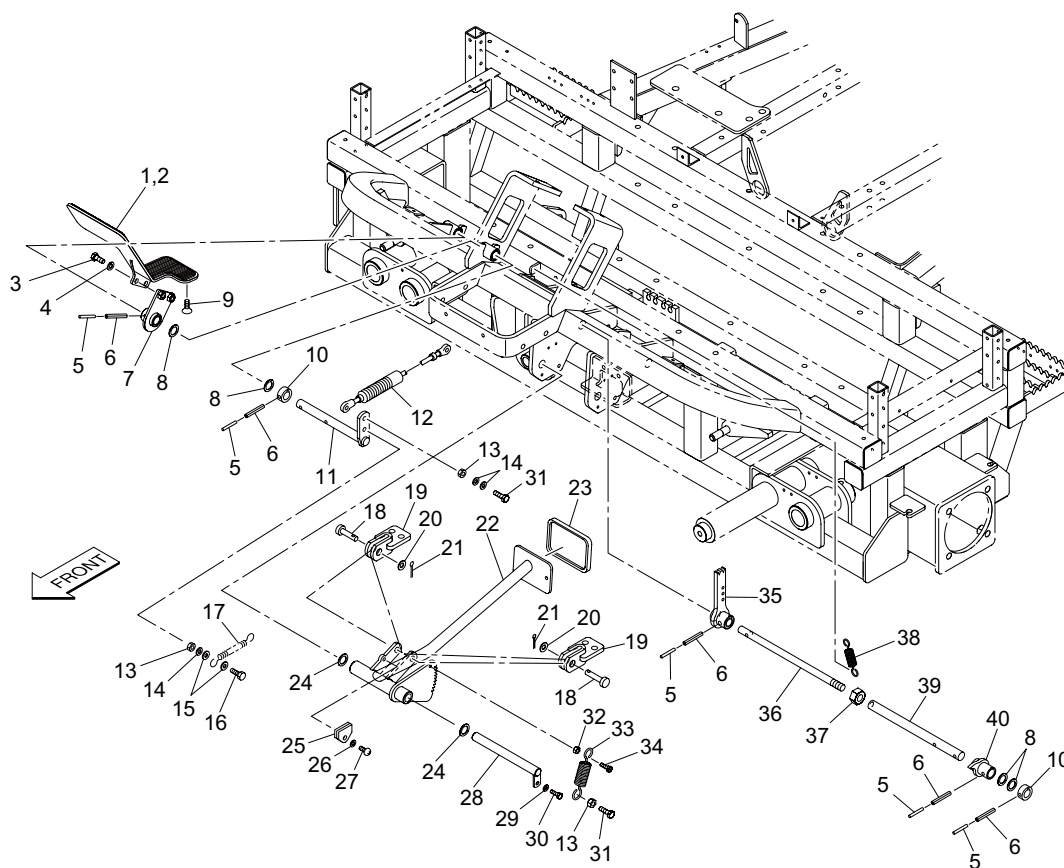
# 10. Rear wheel section

LM531



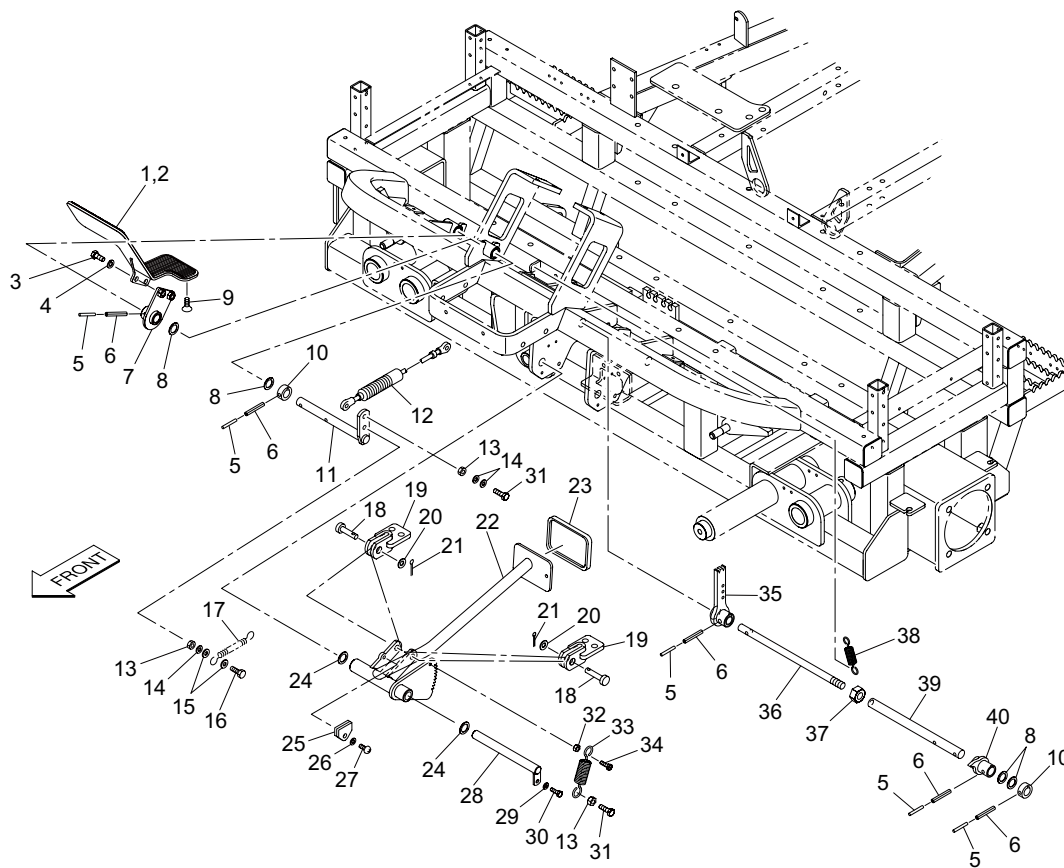
LM531\_010\_z00

Cat No.	Code No.	Part name	Qty	Remark	SN of application
10 - 31	K1611000020	END ASSY, TIE-ROD LEFT-HANDED MALE (LH)	1		
10 - 32	LM2400-0303ZD	KING PIN, (LH)	1		
10 - 33	K2041000470	TIRE, 20*10.00-10RS	2		
10 - 34	K209000094D	WHEEL, 10*8.5	2		
10 - 35	K2097000010	VALVE, RIM TR413	2		
10 - 36	K2092000020	CORE, VALVE NO.9000	2		
10 - 37	K2093000010	CAP, VALVE	2		



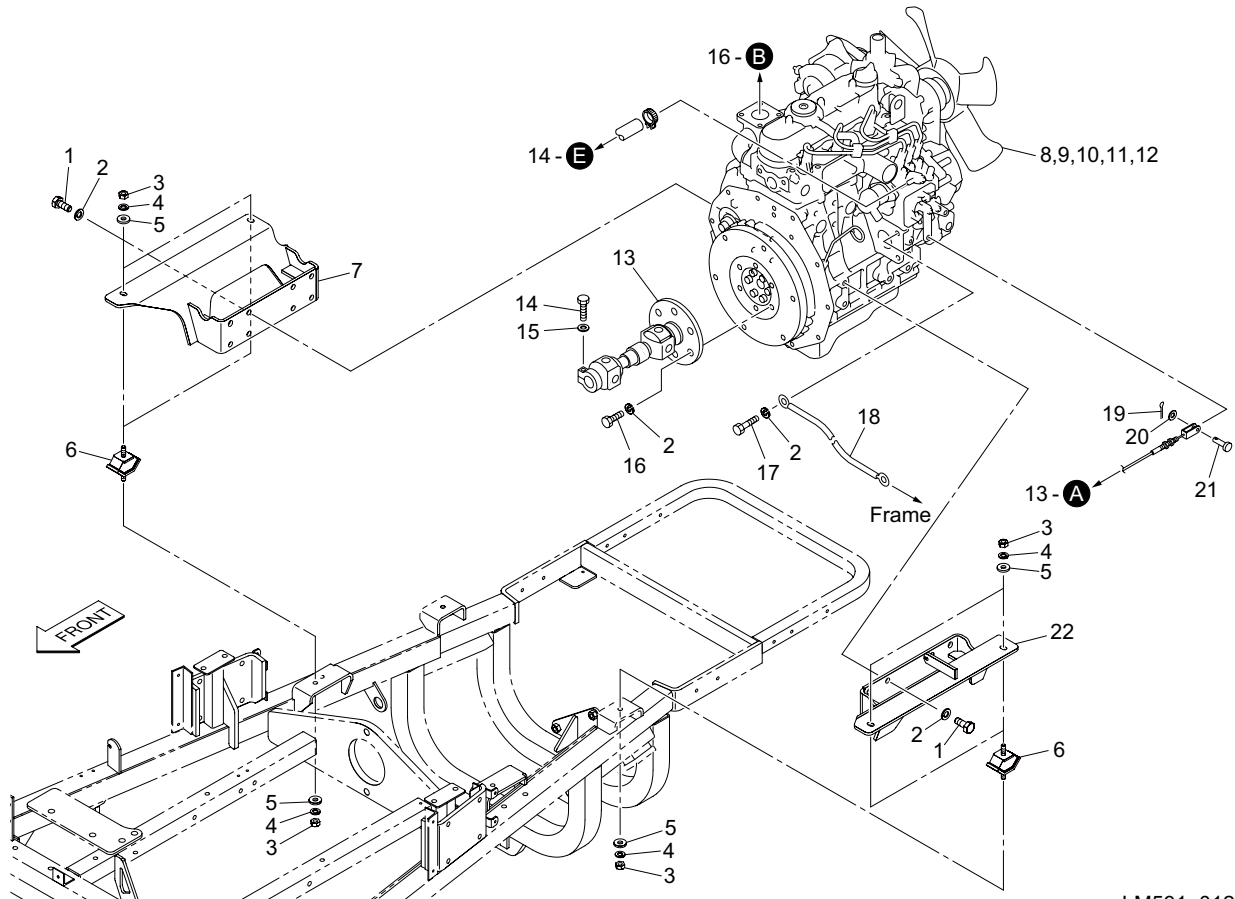
LM531\_011\_z01

Cat No.	Code No.	Part name	Qty	Remark	SN of application
11 - 1	LM2400-0813ZD	PEDAL, TRAVELING	1		
11 - 2	LM2400-0818Z0	RUBBER, PEDAL	1		
11 - 3	K0000080152	BOLT, M8-15	2		
11 - 4	K0200080002	WASHER, SPRING M8	2		
11 - 5	K0320030251	PIN, SPRING M3-25	5		
11 - 6	K0320050281	PIN, SPRING M5-28	5		
11 - 7	LM2400-0819ZD	PEDAL, LOWER	1		
11 - 8	K5051016240	WASHER, C5191P 1-16-24	4		
11 - 9	K0056080300	SCREW, SUS + TRUSS M8-30	1		
11 - 10	K6215000622	COLLAR, STKM W/HOLE M16-25-15	2		
11 - 11	LM2400-0809A2	SHAFT, PEDAL	1		
11 - 12	K1160097520	CABLE, PUSH PULL 975NF	1		
11 - 13	K0100080002	NUT, M8	6		
11 - 14	K5000080002	WASHER, M8	3		
11 - 15	K5012308242	WASHER, SPCC 2.3-8-24	2		
11 - 16	K0000080202	BOLT, M8-20	1		
11 - 17	K1020000168	SPRING, W/ROUND HOOK M2.3-18.6-95	1		
11 - 18	K6031100258	PIN, FLAT HEAD HT M10-25	2		
11 - 19	LM2400-0803Z2	RETAINER, WIRE	2		
11 - 20	K5000100002	WASHER, M10	2		
11 - 21	K0300025202	PIN, COTTER M2.5-20	2		
11 - 22	LM2400-0802AD	PEDAL, BRAKE	1		
11 - 23	K4050000050	RUBBER, FOR PEDAL 70100	1		
11 - 24	K5051016240	WASHER, C5191P 1-16-24	2		
11 - 25	K1510000110	MAGNET, W/PLASTIC BASE	1		
11 - 26	K0200050002	WASHER, SPRING M5	1		
11 - 27	K0042050102	SCREW, + ROUND HEAD M5-10	1		
11 - 28	LM2400-0801Z2	SHAFT, PEDAL	1		
11 - 29	K0200060002	WASHER, SPRING M6	1		
11 - 30	K0000060202	BOLT, M6-20	1		



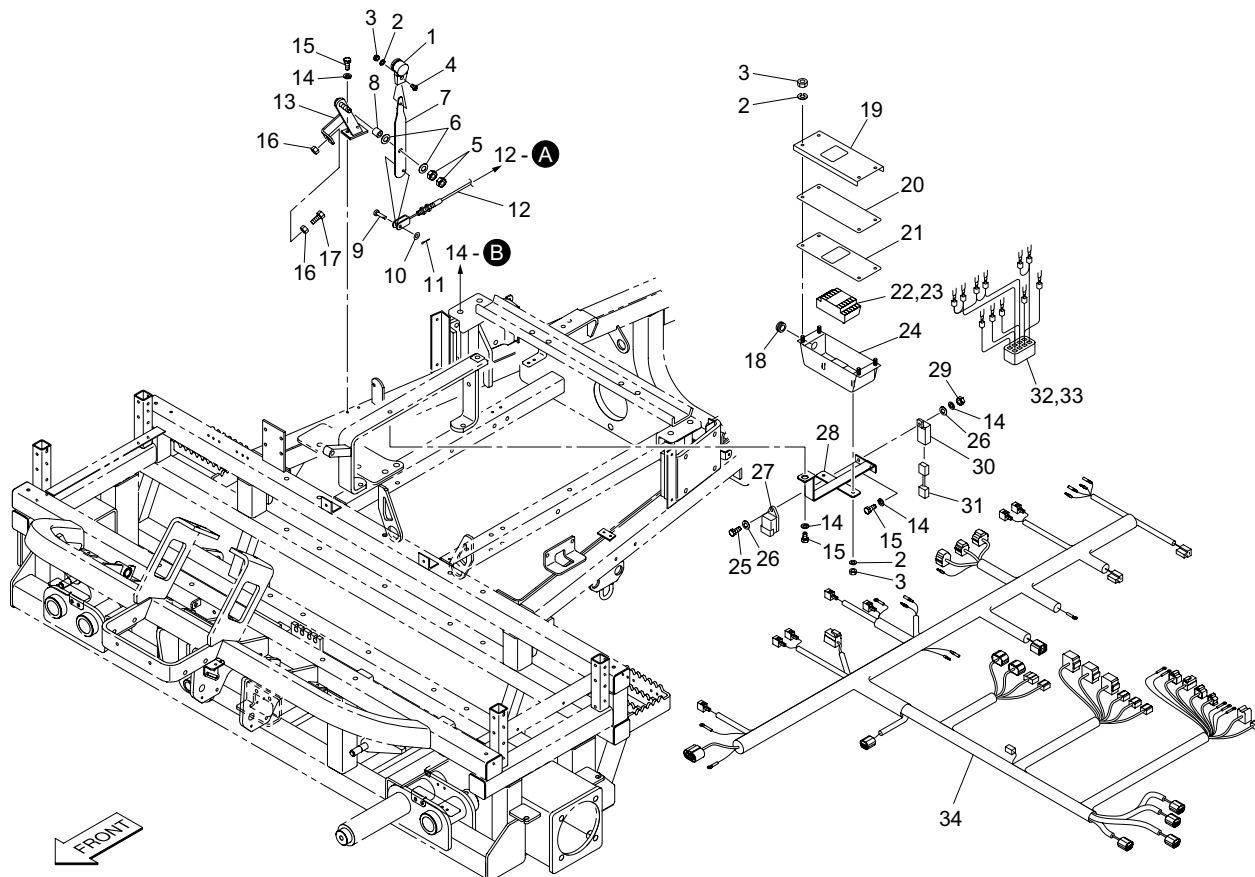
LM531\_011\_z01

Cat No.	Code No.	Part name	Qty	Remark	SN of application
11 - 31	K0000080252	BOLT, M8-25	2		
11 - 32	K0100060002	NUT, M6	1		
11 - 33	K1020000208	SPRING, W/ROUND HOOK M1.6-16.6-65.2	1		
11 - 34	K001A060201	BOLT, 13T W/HEX HOLE M6-20	1		
11 - 35	LM2400-0807A2	LEVER, LOCK	1		
11 - 36	LM2400-0808Z2	SHAFT, LOCKING LEVER	1		
11 - 37	K0100100002	NUT, M10	1		
11 - 38	K1020000178	SPRING, W/ROUND HOOK M1-10-50	1		
11 - 39	LM2400-0804Z2	SHAFT, LOCKING	1		
11 - 40	LM2400-0806Z2	LOCK, BRAKE	1		



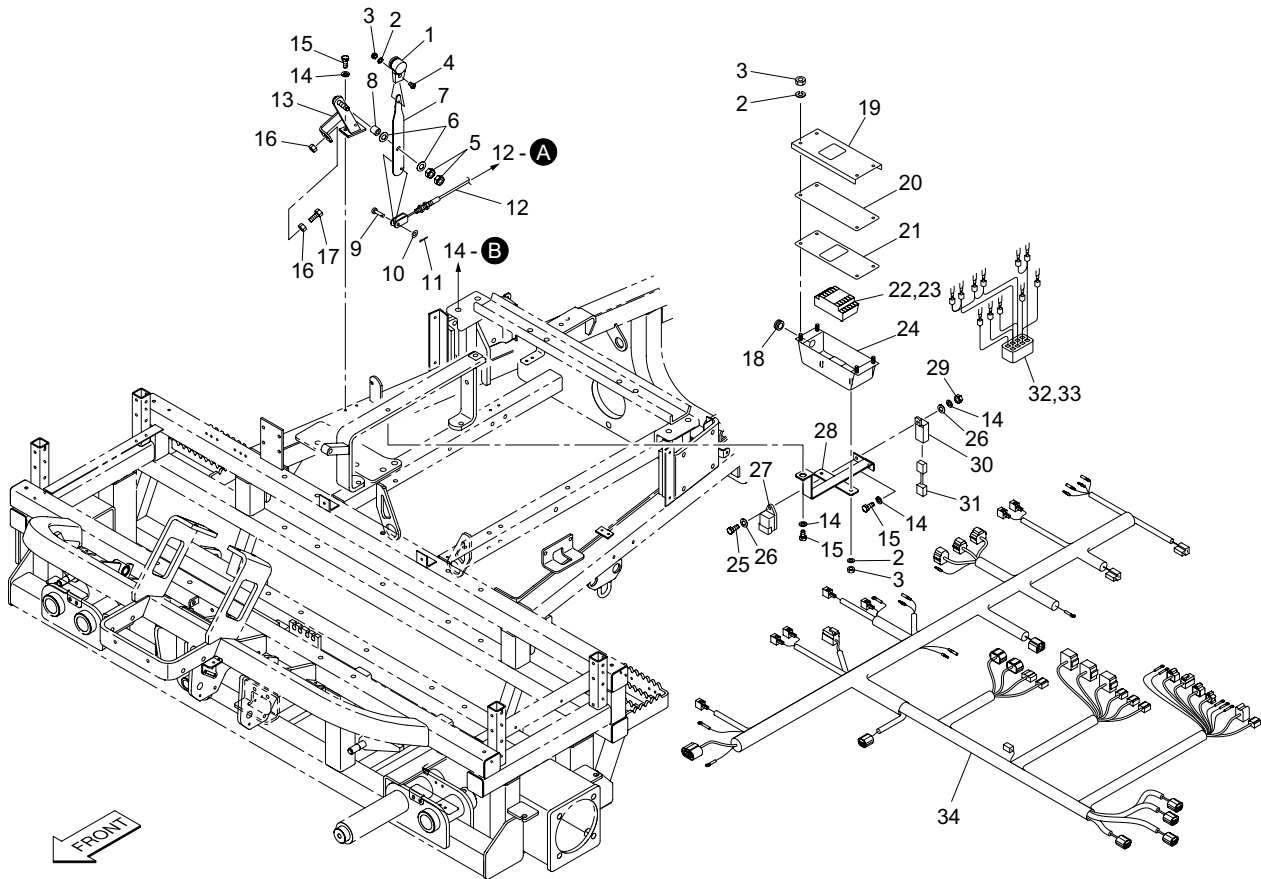
LM531\_012\_z00

Cat No.	Code No.	Part name	Qty	Remark	SN of application
12 - 1	K0017100252	BOLT, SMALL HT P1.25 M10-25	16		
12 - 2	K0200100002	WASHER, SPRING M10	23		
12 - 3	K0100080002	NUT, M8	8		
12 - 4	K0200080002	WASHER, SPRING M8	8		
12 - 5	K5073208202	WASHER, SPHC 3.2-8-20	8		
12 - 6	K4040000150	RUBBER, VIBRATION PROOF EC4001	4		
12 - 7	LM2400-0502AD	BASE, ENGINE (RH)	1		
12 - 8	K2691000390	ENGINE, KUBOTA D1105-E4BLMKY-1	1		
12 - 9	PF16271-3209-3	OIL ELEMENT	1		
12 - 10	PF16241-9701-3	BELT, FAN (37 COG)	1		
12 - 11	PF13901-3375-0	PLUG, DRAIN	1		
12 - 12	PF6C090-5896-0	GASKET, DRAIN OILPAN	1		
12 - 13	K1620000250	JOINT ASSY, UNIVERSAL	1		
12 - 14	K001A100401	BOLT, 13T W/HEX HOLE M10-40	1		
12 - 15	K0215100002	WASHER, DISK SPRING 2H M10	1		
12 - 16	K0011100252	BOLT, HT P1.25 M10-25	6		
12 - 17	K0001100202	BOLT, P1.25 M10-20	1		
12 - 18	K3611000430	WIRE, TO EARTH 500	1		
12 - 19	K0300016122	PIN, COTTER M1.6-12	1		
12 - 20	K5000050002	WASHER, M5	1		
12 - 21	K6030050122	PIN, FLAT HEAD M5-12	1		
12 - 22	LM2400-0501AD	BASE, ENGINE (LH)	1		



LM531\_013\_z00

Cat No.	Code No.	Part name	Qty	Remark	SN of application
13 - 1	K1301000150	GRIP, PLASTIC THROTTLE LEVER	1		
13 - 2	K0200050002	WASHER, SPRING M5	7		
13 - 3	K0100050002	NUT, M5	7		
13 - 4	K0042050082	SCREW, + ROUND HEAD M5-8	1		
13 - 5	K0100100002	NUT, M10	2		
13 - 6	K0210100002	SPRING, CONICAL DISC L M10	2		
13 - 7	LM318--0510Z2	PLATE, THROTTLE LEVER	1		
13 - 8	K6212000092	COLLAR, STKM M10-16-10	1		
13 - 9	K6030050122	PIN, FLAT HEAD M5-12	1		
13 - 10	K5000050002	WASHER, M5	1		
13 - 11	K0300016122	PIN, COTTER M1.6-12	1		
13 - 12	K1110168020	WIRE, THROTTLE 1680	1		
13 - 13	LM2400-0590ZD	BRACKET, THROTTLE WIRE	1		
13 - 14	K0200060002	WASHER, SPRING M6	6		
13 - 15	K0000060152	BOLT, M6-15	5		
13 - 16	K0100080002	NUT, M8	2		
13 - 17	K0000080352	BOLT, M8-35	1		
13 - 18	K0900300160	GROMMET, W/SEALING C30SG16A	1		
13 - 19	LM315GB0632ZD	LID, ELECTRIC EQUIPMENT BOX	1		
13 - 20	LM315GB0633A0	PLATE, ACRYLIC 2-70-189	1		
13 - 21	LM315GB0634Z0	PACKING, RUBBER 1-70-189	1		
13 - 22	K3680000030	RELAY BOX, G6B-4CB	1		
13 - 23	G6B2114P-US-P6B	RELAY, FOR TERMINAL G6B-4CB	1		
13 - 24	LM315GB0631AD	RELAY BOX	1		
13 - 25	K0000060202	BOLT, M6-20	1		
13 - 26	K5000060002	WASHER, M6	2		
13 - 27	PF15694-6599-0	TIMER, GLOW LAMP	1		
13 - 28	LM2400-0647ZD	STAY, RELAY BOX	1		
13 - 29	K0100060002	NUT, M6	1		
13 - 30	PF5H276-4125-0	RELAY COMP	1		

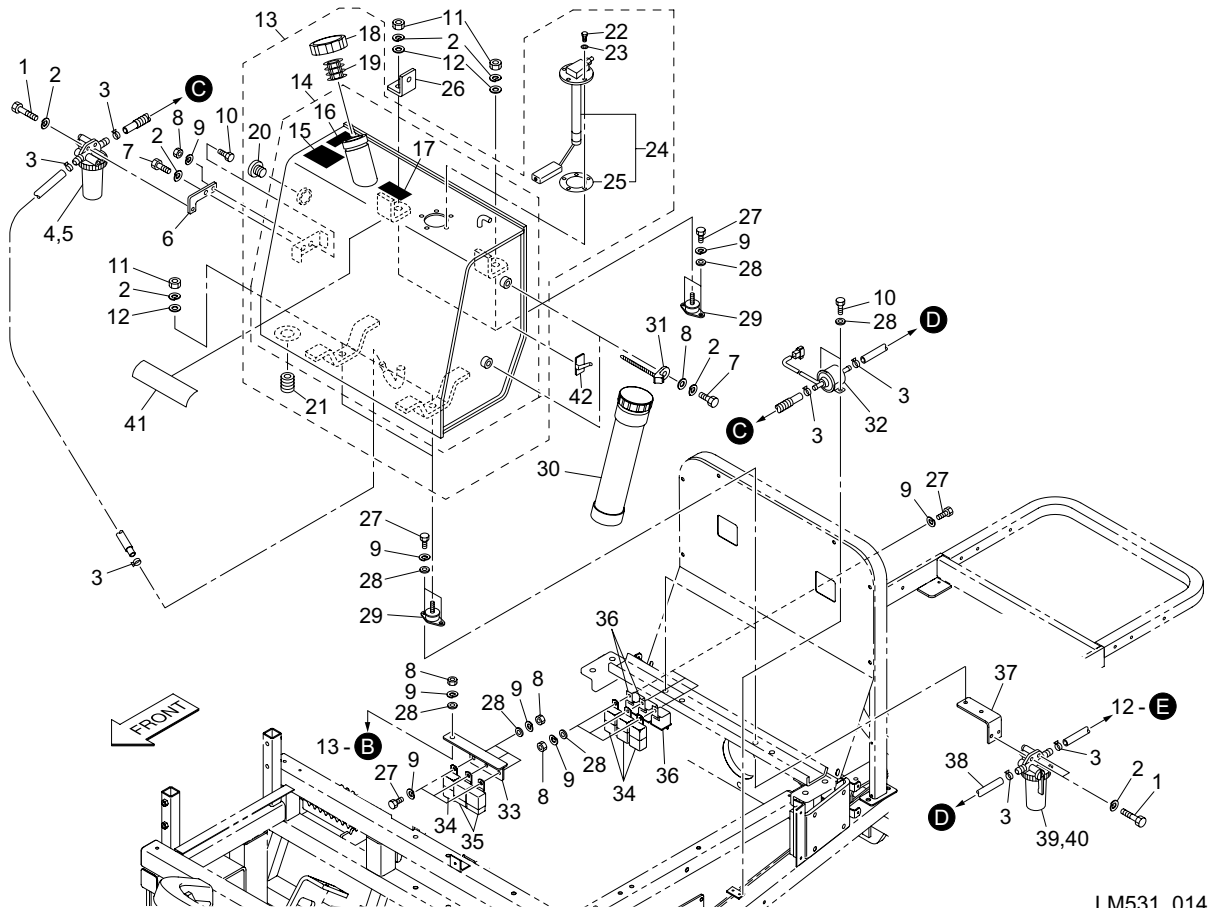


LM531\_013\_z00

Cat No.	Code No.	Part name	Qty	Remark	SN of application
13 - 31	K3620001040	CONNECTOR	1		
13 - 32	K3194101000	TUBE, SPIRAL SP-15-10-100	1		
13 - 33	LM2400-0529Z0	RELAY, TERMINAL AND WIRES	1		
13 - 34	LM2400-0524Z0	HARNESS	1		

# 14. Engine section C

LM531

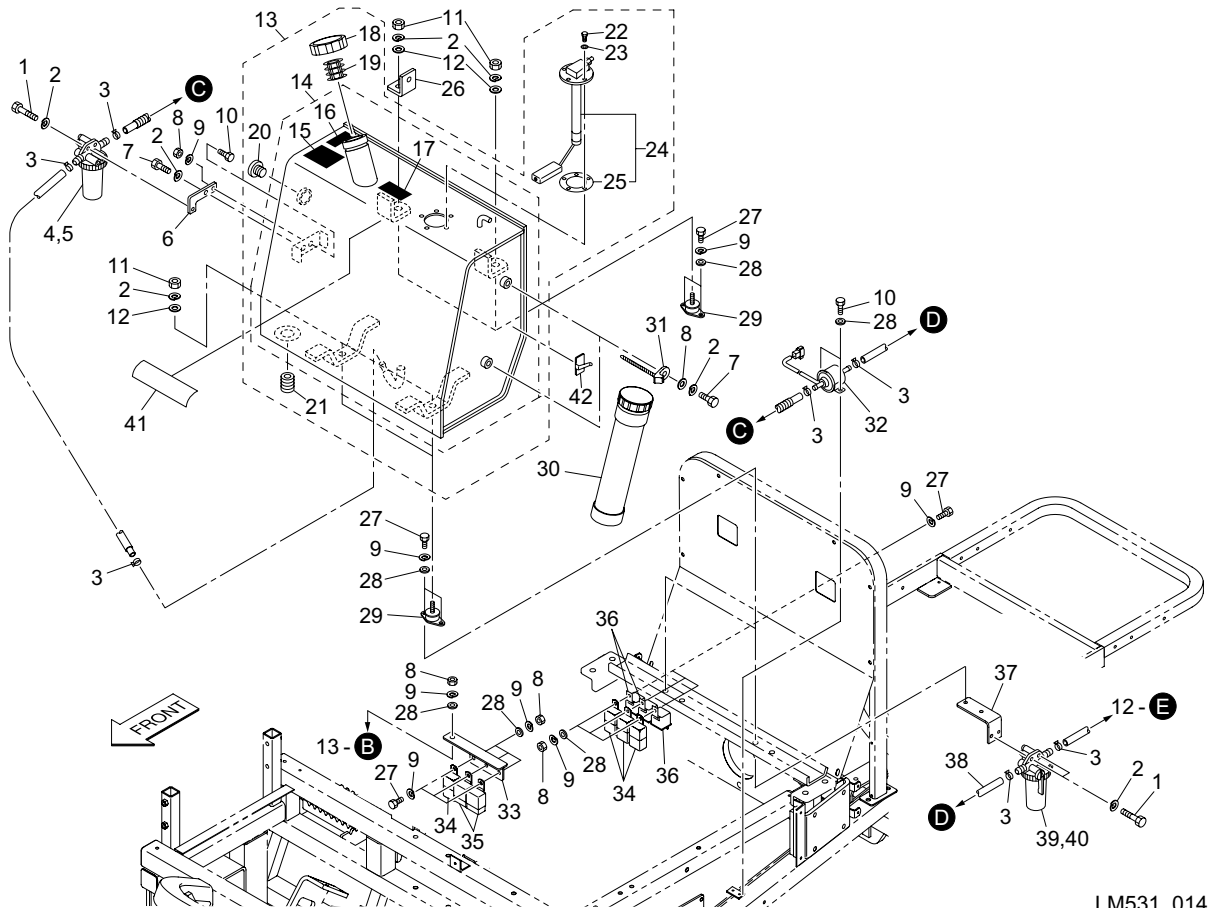


LM531\_014\_z02

Cat No.	Code No.	Part name	Qty	Remark	SN of application
14 - 1	K0000080602	BOLT, M8-60	3		
14 - 2	K0200080002	WASHER, SPRING M8	10		
14 - 3	K4260000240	CLIP, PIPE PF14911-42750	7		
14 - 4	PF1G381-4335-0	FILTER ASSY(SEPARATOR)	1		
14 - 5	PFRB101-5128-2	ELEMENT	1		
14 - 6	LM2400-0505Z2	BRACKET, SEDIMENTER	1		
14 - 7	K0000080152	BOLT, M8-15	3		
14 - 8	K0100060002	NUT, M6	10		
14 - 9	K0200060002	WASHER, SPRING M6	22		
14 - 10	K0000060152	BOLT, M6-15	3		
14 - 11	K0100080002	NUT, M8	4		
14 - 12	K5000080002	WASHER, M8	4		
14 - 13	LM2400-0531A0	TANK ASSY, FUEL	1		
14 - 14	LM2400-0528A0	TANK COMP, FUEL	1		
14 - 15	K4209001000	DECAL, DIESEL OIL FILLER PORT	1		
14 - 16	K4205001940	DECAL, DANGER "NO FIRE"	1		
14 - 17	K4209001330	DECAL, DIESEL FUEL INDICATION	1		
14 - 18	K1410000120	PLUG, FUEL TANK	1		
14 - 19	K3420000090	FILTER ASSY, FUEL	1		
14 - 20	K1400000046-Y	GAUGE, OIL G3/4 TYPE M	1		
14 - 21	K1422106001-Y	PLUG, TAPERED W/HEX HOLE T1 3/8	1		
14 - 22	K0000050152	BOLT, M5-15	5		
14 - 23	K0922050000	SEAL, WASHER 5WF	5		
14 - 24	K2721000100	GAUGE, FLOATING 225*175	1		
14 - 25	K2721000020	PACKING, OIL-SHEET	1		
14 - 26	LM2400-0937Z2	RECEIVER, WIRING	1		
14 - 27	K0000060202	BOLT, M6-20	14		
14 - 28	K5000060002	WASHER, M6	17		
14 - 29	K4042000040	RUBBER, VIBRATION PROOF KB-30	4		
14 - 30	K5920000130	CASE, FOR MANUALS	1		

# 14. Engine section C

LM531



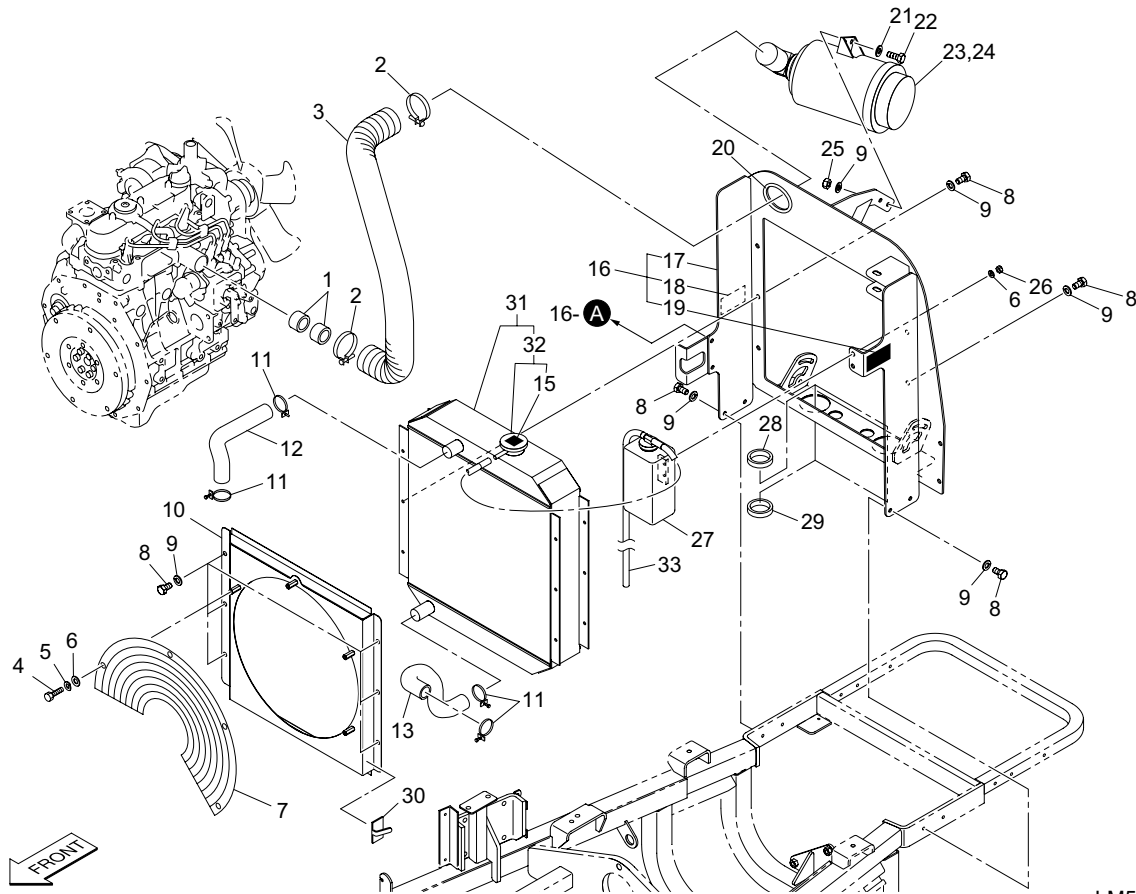
LM531\_014\_z02

Cat No.	Code No.	Part name	Qty	Remark	SN of application
14 - 31	K4241000140	BAND, PLASTIC TIE MOUNT CL8-SB8	2		
14 - 32	PF1G377-5203-0	PUMP ASSY, FUEL	1		
14 - 33	LM2400-0526ZD	BRACKET, TARMINAL RELAY	1		
14 - 34	K3681000060	RELAY, CA1aF-12V-N-5	4		10031-10040
14a- 34	K3681000090	RELAY, ACA12135	4		10041-
14 - 35	K3681000010	RELAY, CA1-DC12V-N	2		
14 - 36	K3681000070	RELAY, MR5A411A1K	3		
14 - 37	LM2400-0506ZD	STAY, FUEL FILTER	1		
14 - 38	PF09661-8250-0	TUBE, FUEL	1		
14 - 39	PF1G313-4301-0	FILTER ASSY, FUEL	1		
14 - 40	PF1G313-4356-0	ELEMENT ASSY, FUEL	1		
14 - 41	K4292000010	TAPE, MASKING 50200	1		10029-
14 - 42	K4251000010	LATCH, WIRE S15	1		



# 15. Engine section D

LM531

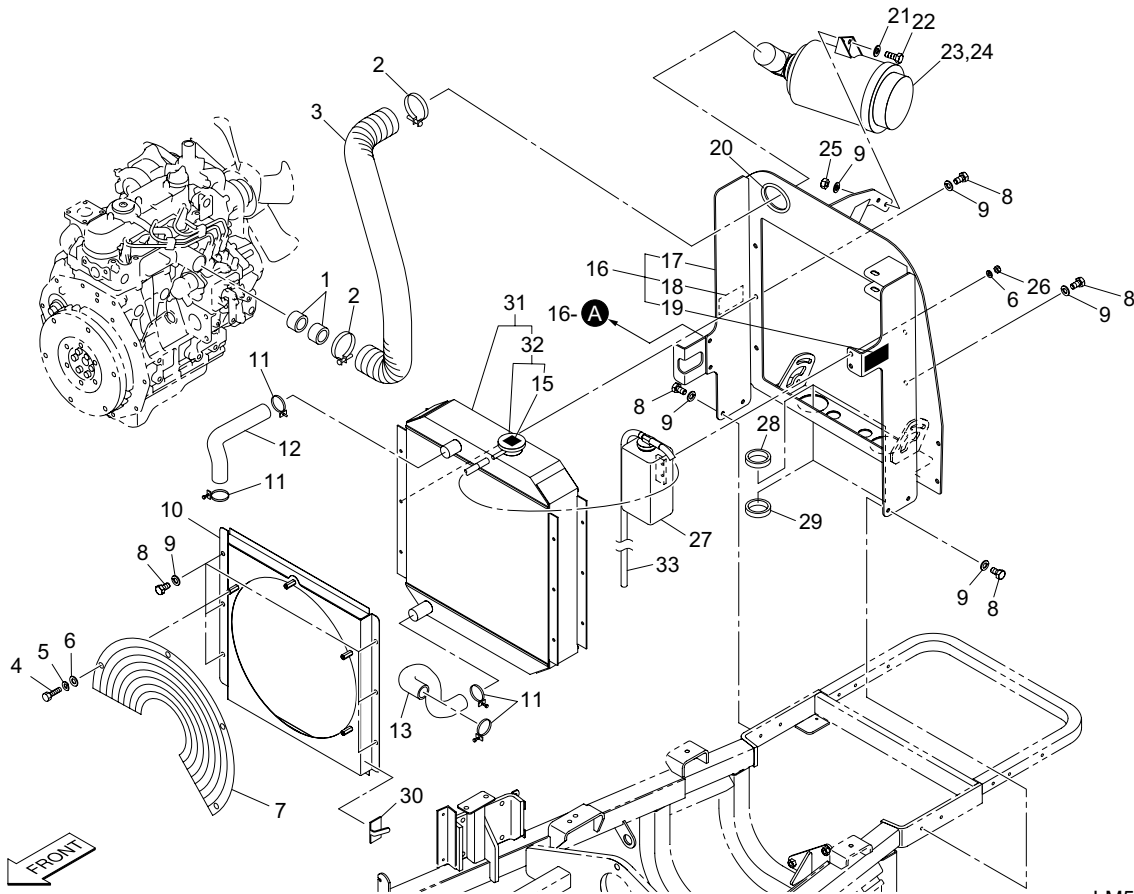


LM531\_015\_z01

Cat No.	Code No.	Part name	Qty	Remark	SN of application
15 - 1	SP05--0312Z0	RUBBER, SPACER	2		
15 - 2	K4262057000	CLAMP, LS BAND 57	2		
15 - 3	K3170012000	HOSE, 50 BANNER A TYPE 1200	1		
15 - 4	K0000060152	BOLT, M6-15	4		
15 - 5	K0200060002	WASHER, SPRING M6	4		
15 - 6	K5000060002	WASHER, M6	6		
15 - 7	PF1G690-7412-0	COVER, FAN	1		
15 - 8	K0000080152	BOLT, M8-15	16		
15 - 9	K0200080002	WASHER, SPRING M8	18		
15 - 10	LM285--0560Z0	SHROUD, W/ DECAL	1		
15 - 11	PF09318-89039	CLAMP, HOSE	4		
15 - 12	PF16292-7294-0	PIPE, WATER 4	1		
15 - 13	PF1G345-7285-0	HOSE, (1, WATER)	1		
15 - 14	K2730000040	RADIATOR	1		
15 - 15	K4205001970	DECAL, CAUTION SPOUTING COOLANT	1		
15 - 16	LM531--0605Z0	BRACKET, RADIATOR W/DECAL	1		
15 - 17	LM531--0602ZD	MOUNT, RADIATOR	1		
15 - 18	K4205001540	DECAL, CAUTION HOT PARTS	1		
15 - 19	K4205001530	DECAL, CAUTION ROTATING OBJECT	1		
15 - 20	K3197501900	TRIM, TRE32-H-L-190	1		
15 - 21	K5000080002	WASHER, M8	2		
15 - 22	K0000080202	BOLT, M8-20	2		
15 - 23	PF17407-1101-5	AIR CLEANER ASSY	1		
15 - 24	PFT1270-1632-2	FILTER COMP; AIR CLEANER	1		
15 - 25	K0100080002	NUT, M8	2		
15 - 26	K0100060002	NUT, M6	2		
15 - 27	PFRC411-4268-0	TANK ASSY, RESERVE	1		
15 - 28	K0900300660	GROMMET, W/SEALING C30SG30A	2		
15 - 29	K0900300300	GROMMET, W/SEALING C30SG30A	2		
15 - 30	K4251000010	LATCH, WIRE S15	1	for Reserver hose	

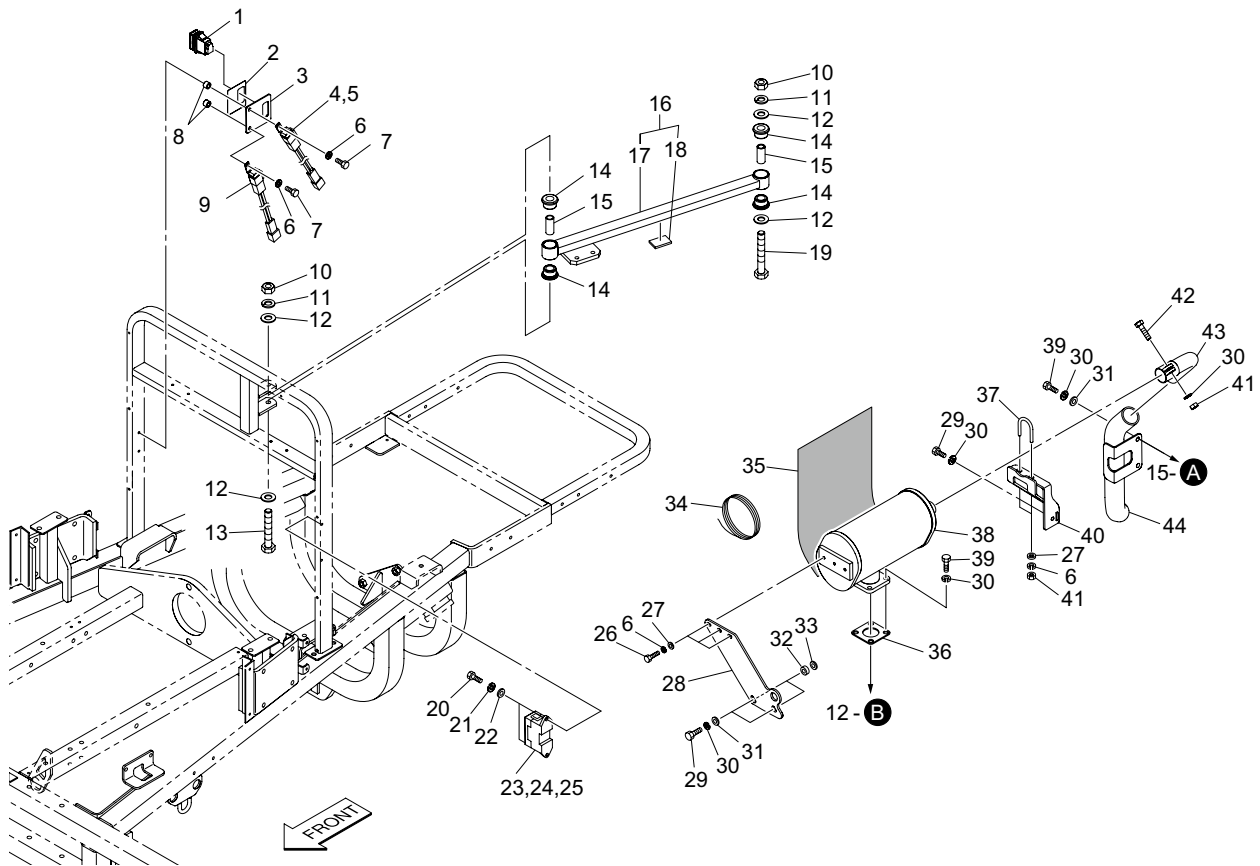
# 15. Engine section D

LM531



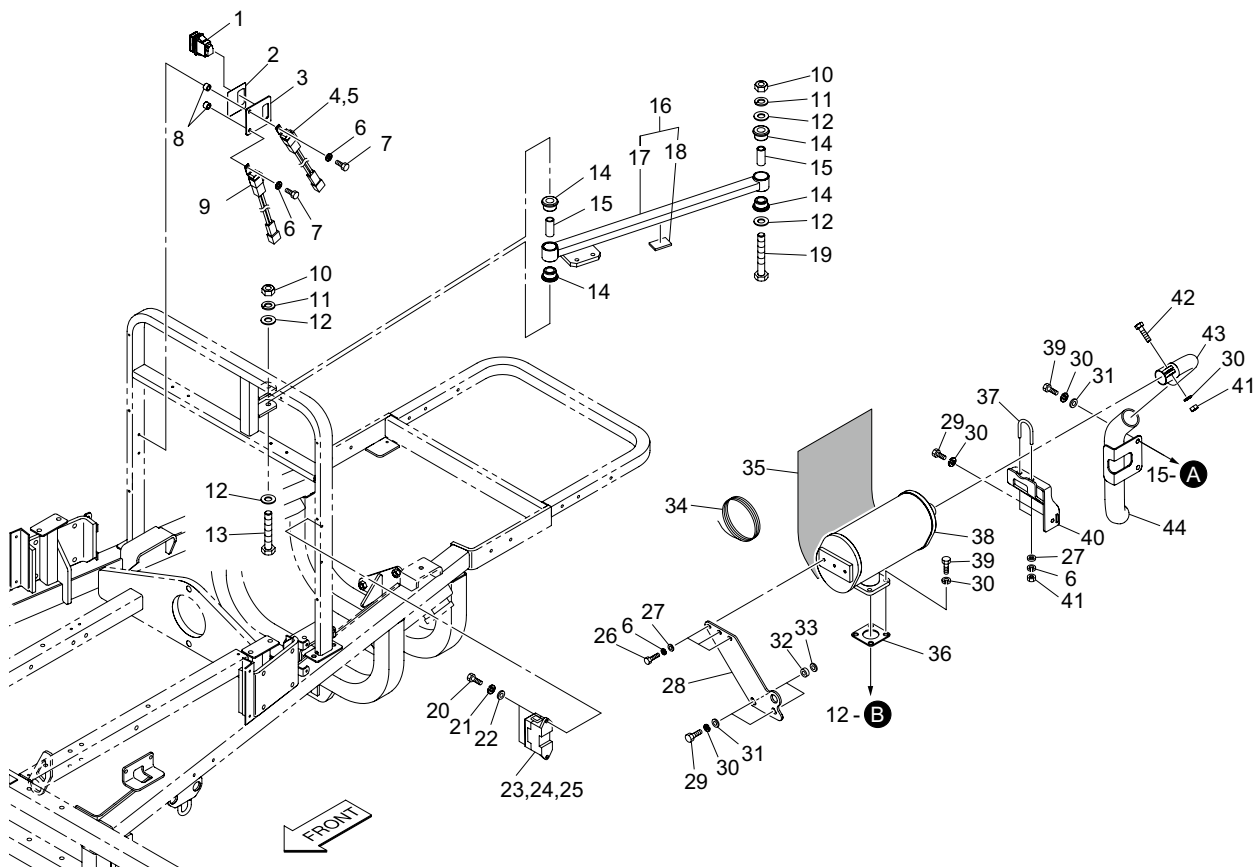
LM531\_015\_z01

Cat No.	Code No.	Part name	Qty	Remark	SN of application
15 - 31	K2730000110	RADIATOR COMP	1		
15 - 32	XPK2730000050	CAP COMP, RADIATOR	1		
15 - 33	K3174006500	HOSE, DRAIN 8-650	1		



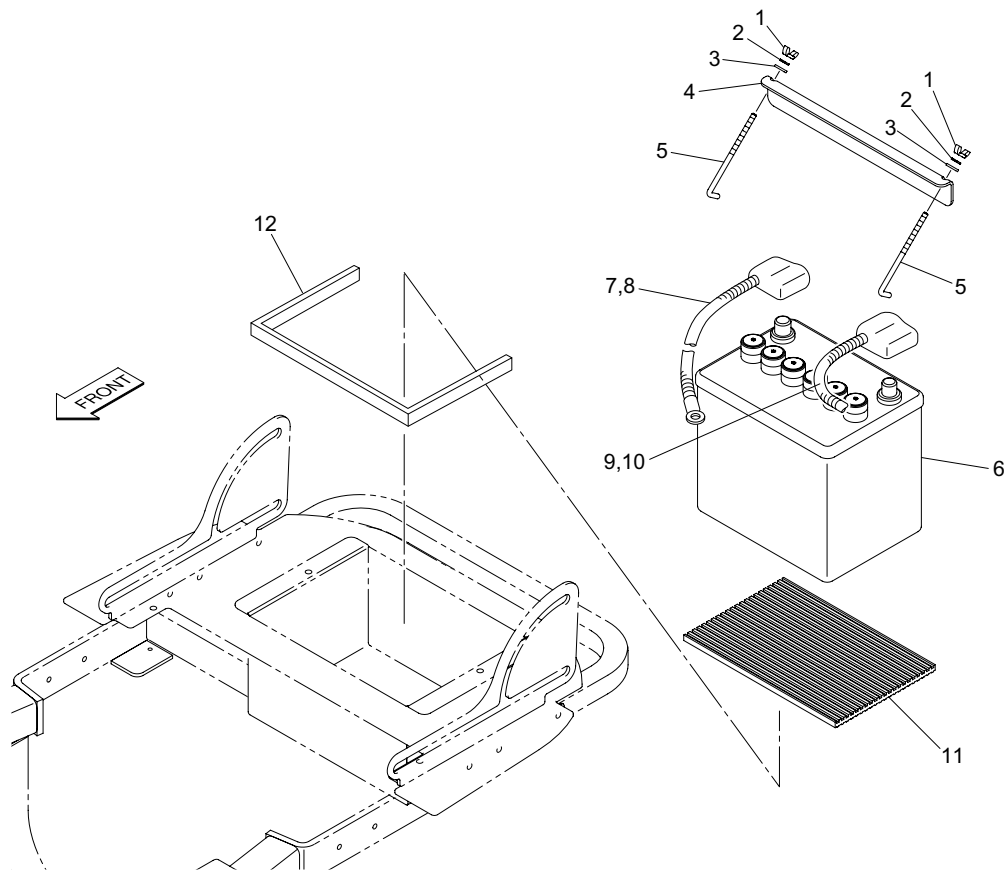
LM531\_016\_z00

Cat No.	Code No.	Part name	Qty	Remark	SN of application
16 - 1	K3661000070	SWITCH, ROCKER RED	1		
16 - 2	K4203001580	DECAL, LAPPING SWITCH	1		
16 - 3	LM2400-0630A2	STAY, SWITCH	1		
16 - 4	K3630000130	FUSE BLOCK, FUSIBLE LINK 50A	1		
16 - 5	K3631000170	FUSE, PLUG-IN 50A	1	for 50A	
16 - 6	K0200060002	WASHER, SPRING M6	7		
16 - 7	K0000060252	BOLT, M6-25	2		
16 - 8	K6212000982	COLLAR, STKM M8.5-14-9.5	2		
16 - 9	K3631000190	FUSE, PLUG-IN 30A	1	for 30A	
16 - 10	K0100100002	NUT, M10	2		
16 - 11	K0200100002	WASHER, SPRING M10	2		
16 - 12	K5000100002	WASHER, M10	4		
16 - 13	K0010100702	BOLT, HT M10-70	1		
16 - 14	K4031000050	RUBBER, ROUND FOR HANDLE 35	4		
16 - 15	K6211000022	COLLAR, M12-17.3-40	2		
16 - 16	LM531--0514Z0	BAR COMP, SUPPORT	1		
16 - 17	LM285--0554ZD	BAR, SUPPORTING	1		
16 - 18	K4033000420	RUBBER, PLATE 5-3045	1		
16 - 19	K0010100602	BOLT, HT M10-60	1		
16 - 20	K0000050152	BOLT, M5-15	2		
16 - 21	K0200050002	WASHER, SPRING M5	2		
16 - 22	K5000050002	WASHER, M5	2		
16 - 23	K3630000200	FUSE BLOCK, MINI 10P-E	1		
16 - 24	K3631000070	FUSE, MINI BLADE 5A	1		
16 - 25	K3631000110	FUSE, MINI BLADE 15A	1		
16 - 26	K0000060152	BOLT, M6-15	3		
16 - 27	K5000060002	WASHER, M6	5		
16 - 28	GM1600-0566ZU	PLATE, SUPPORT	1		
16 - 29	K0000080252	BOLT, M8-25	3		
16 - 30	K0200080002	WASHER, SPRING M8	10		



LM531\_016\_z00

Cat No.	Code No.	Part name	Qty	Remark	SN of application
16 - 31	K5000080002	WASHER, M8	4		
16 - 32	K6212003862	COLLAR, STKM M8.5-17-7	2		
16 - 33	K5000080002	WASHER, M8	0~4	for adjustment	
16 - 34	K4980015000	WIRE, SUS 1.2-1500	1		
16 - 35	K4230000160	PLATE, GLASS-FABRICS 1.6-230-420	1		
16 - 36	PF15263-1237-0	PACKING, MUFFLER NA	1		
16 - 37	K6176000022	BOLT, U-SHAPE 37-M6-55	1		
16 - 38	PF1G324-1211-0	MUFFLER	1		
16 - 39	K0000080202	BOLT, M8-20	6		
16 - 40	LM531--0504ZD	PLATE, SUPPORING MUFFLER	1		
16 - 41	K0100080002	NUT, M8	3		
16 - 42	K0000080302	BOLT, M8-30	1		
16 - 43	LM531--0508AU	PIPE, MUFFLER	1		
16 - 44	LM531--0510ZU	PIPE, TAIL 42.7	1		

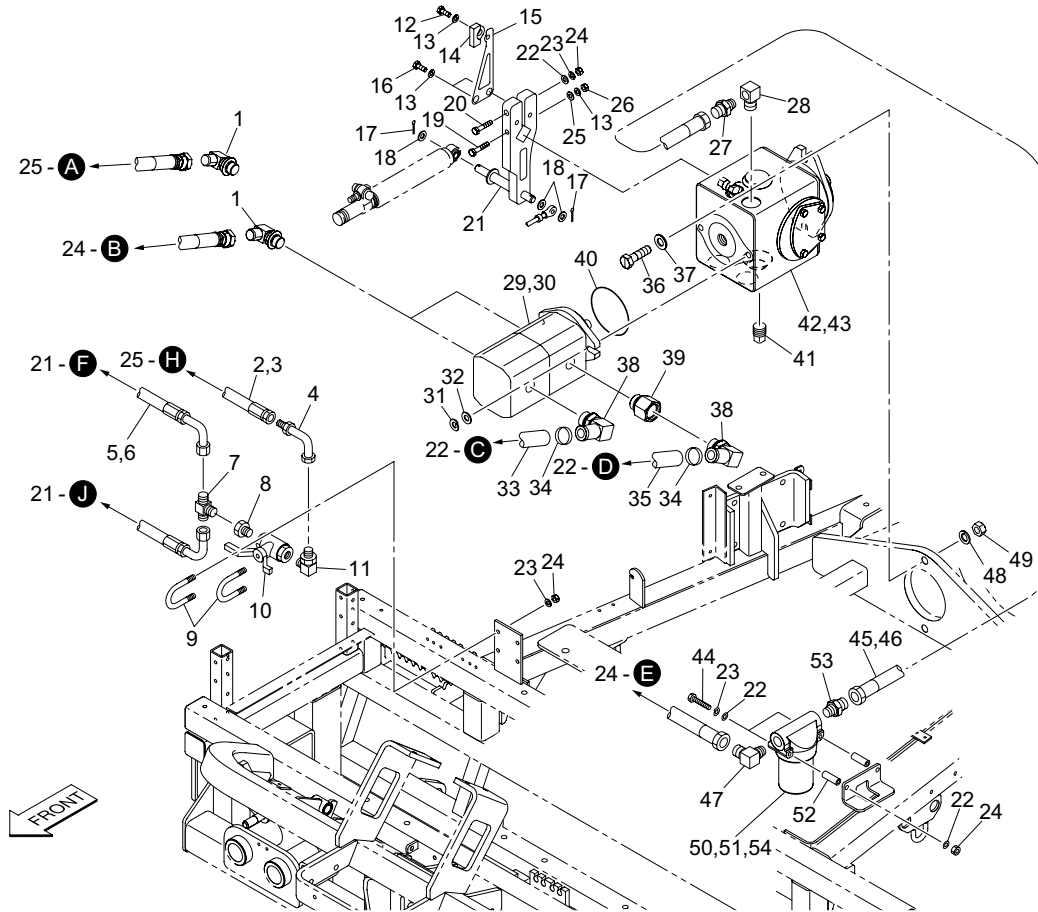


LM531\_017\_z00

Cat No.	Code No.	Part name	Qty	Remark	SN of application
17 - 1	K0141060002	NUT, WING M6-3	2		
17 - 2	K0200060002	WASHER, SPRING M6	2		
17 - 3	K5012306162	WASHER, SPCC 2.3-6-16	2		
17 - 4	LM285--0911Z2	CLAMPER, BATTERY	1		
17 - 5	K6171000312	ROD, W/M6	2		
17 - 6	K3600000160	BATTERY, FX75D23L	1		
17 - 7	K3610000230	WIRE, BATTERY (+) 1250	1		
17 - 8	K3195012000	TUBE, CORRUGATED 15-1200	1		
17 - 9	K3611000420	WIRE, TO EARTH 1000	1		
17 - 10	K3195009500	TUBE, CORRUGATED 15-950	1		
17 - 11	K4035000020	RUBBER, ISOLATOR FOR BATTERY 256	1		
17 - 12	GM1600-0519Z0	SPONGE, RUBBER 8-610	1		

# 18. Hydraulic section A

LM531

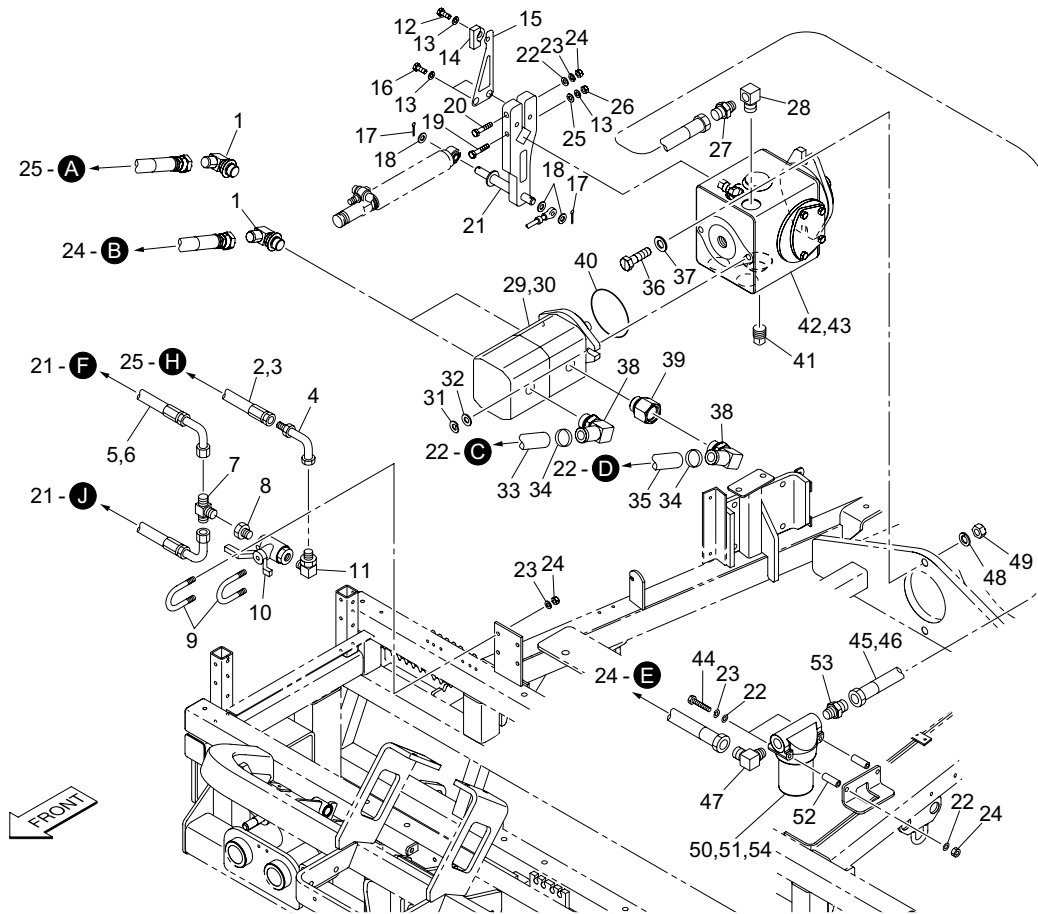


LM531\_018\_z01

Cat No.	Code No.	Part name	Qty	Remark	SN of application
18 - 1	K3008000042-Y	ELBOW, ADJUSTABLE 90 1086-12	2		
18 - 2	K3104230530	HOSE, WP175-6-3-530	1		
18 - 3	K3190004300	TUBE, SPIRAL SP-12 430	1		
18 - 4	K3025069042-Y	ADAPTER, FOR PIPE 069-04	1		
18 - 5	K3104231150	HOSE, WP175-6-3-1150	1		
18 - 6	K3190010500	TUBE, SPIRAL SP-12 1050	1		
18 - 7	K3029000352-Y	TEE, PT1/4*PF1/4	1		
18 - 8	K3020060401-Y	BUSHING, BUT 3/8*1/4	1		
18 - 9	K0073000022	BOLT, W/F-RING, M6-40	2		
18 - 10	K3360000010	VALVE, STOP 397819	1		
18 - 11	K3006000012-Y	ELBOW, ODD SIZED PT3/8*PF1/4	1		
18 - 12	K0042050102	SCREW, + ROUND HEAD M5-10	1		
18 - 13	K0200050002	WASHER, SPRING M5	4		
18 - 14	K1510000110	MAGNET, W/PLASTIC BASE	1		
18 - 15	LM2400-0636Z2	STAY, MAGNET N	1		
18 - 16	K0000050202	BOLT, M5-20	2		
18 - 17	K0300020202	PIN, COTTER M2-20	2		
18 - 18	K5000080002	WASHER, M8	3		
18 - 19	K0000050502	BOLT, M5-50	1		
18 - 20	K0000060502	BOLT, M6-50	1		
18 - 21	LM2400-0616A2	LEVER, TRUNNION	1		
18 - 22	K5000060002	WASHER, M6	5		
18 - 23	K0200060002	WASHER, SPRING M6	7		
18 - 24	K0100060002	NUT, M6	7		
18 - 25	K5000050002	WASHER, M5	1		
18 - 26	K0100050002	NUT, M5	1		
18 - 27	K3000120002-Y	ADAPTER, 1013-12	1		
18 - 28	K3008000822-Y	ELBOW, O-RING 4045-10-8	1		
18 - 29	K3255000010	PUMP, TANDEM GEAR A117R127	1		
18 - 30	Y403-21970	SEAL KIT, YPD2 SERIES	1		

# 18. Hydraulic section A

LM531

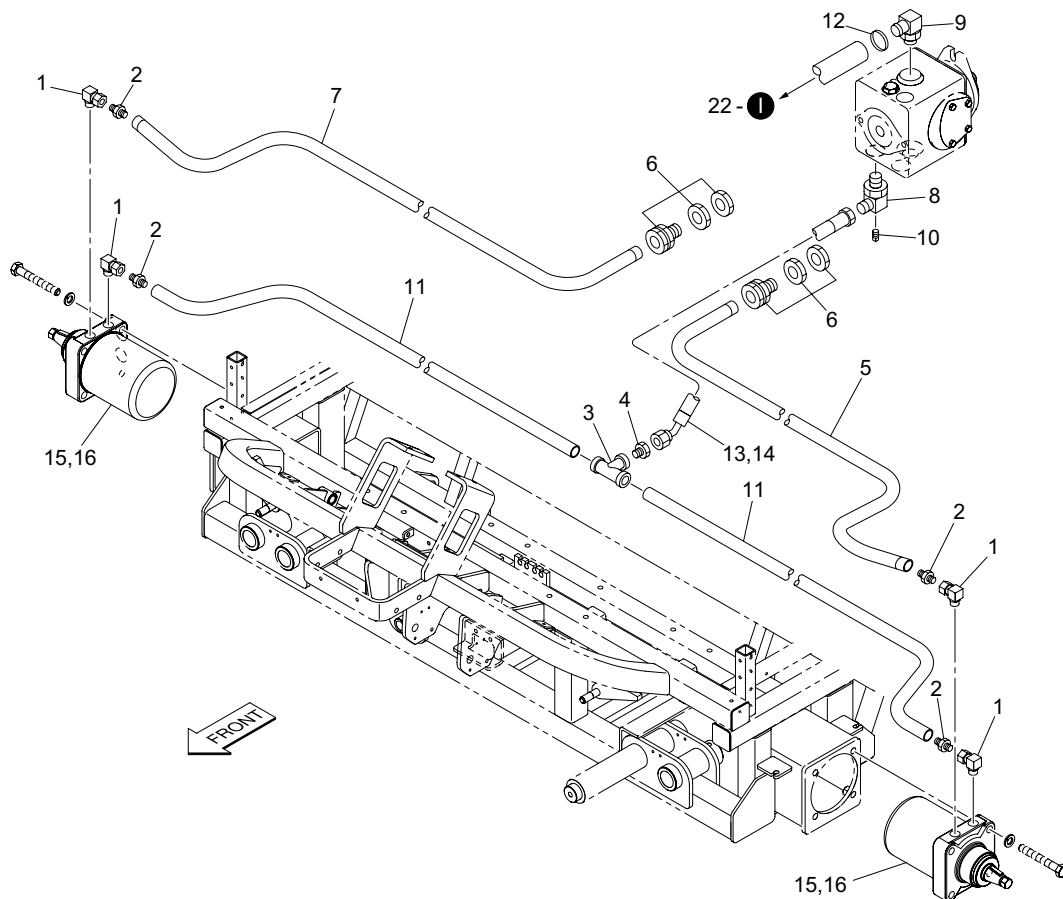


LM531\_018\_z01

Cat No.	Code No.	Part name	Qty	Remark	SN of application
18 - 31	K5000100002	WASHER, M10	2		
18 - 32	K0200100002	WASHER, SPRING M10	2		
18 - 33	K3100800300	HOSE, WP35-25-0-300	1		
18 - 34	K4260000190	CLAMP, HOSE JUBILEE BAND 1	2		
18 - 35	K3100800420	HOSE, WP35-25-0-420	1		
18 - 36	K0013140502	BOLT, HT M14-50	2		
18 - 37	K5000140002	WASHER, M14	2		
18 - 38	K3008000602-Y	CONNECTOR, MALE 90 16-3/4	2		
18 - 39	K3008000662-Y	CONNECTOR, W/O-RING 1110-19-19	1		
18 - 40	K0887001520	O-RING, AS568-152	1		
18 - 41	K1421020000-Y	PLUG, TAPERED W/SQUARE HEAD PT1/8	1		
18 - 42	K3240000030	PUMP, PISTON LPV35	1		
18 - 43	Y4510463	SEAL KIT, PISTON PUMP (OVERHAUL)	1		
18 - 44	K0003060902	BOLT, M6-90	2		
18 - 45	K3100410470	HOSE, WP35-12-1-470	1		
18 - 46	K3191003700	TUBE, SPIRAL SP-15 370	1		
18 - 47	K3001120002-Y	ELBOW, 90 1033-12	1		
18 - 48	K0200140002	WASHER, SPRING M14	2		
18 - 49	K0100140002	NUT, M14	2		
18 - 50	K3412000090	FILTER, CARTRIDGE DTE-04A-10X (SUBSTITUTE)	1		
18 - 51	K3412000080	FILTER, CARTRIDGE DT-04A-10X	1		
18 - 52	K6210000162	COLLAR, SS41 6.5-16-31	2		
18 - 53	K3000120002-Y	ADAPTER, 1013-12	1		
18 - 54	K3412000120	FILTER, CARTRIDGE DT II -40-30	1		

# 19. Hydraulic section B (Front wheel motor)

LM531



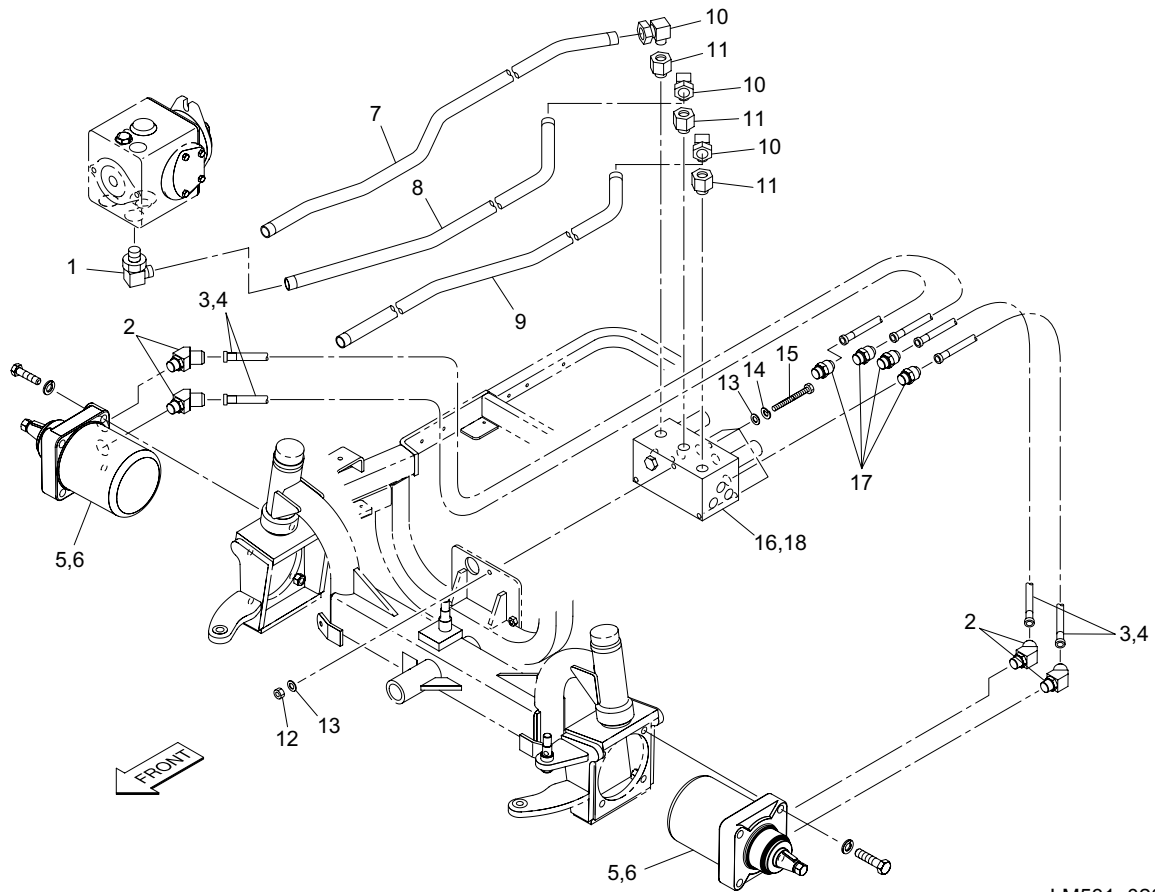
LM531\_019\_z00

Cat No.	Code No.	Part name	Qty	Remark	SN of application
19 - 1	K3008000822-Y	ELBOW, O-RING 4045-10-8	4		
19 - 2	K3026622081-Y	CONNECTOR, KCT 22-040E	4		
19 - 3	K3028222121-Y	TEE, KTN22-060E	1		
19 - 4	LM2400-0790Z0	CONNECTOR, FEMALE 1015-12	1		
19 - 5	LM2400-0708Z2-Y	PIPE, OUTLET (FORWARDING) (LH)	1		
19 - 6	K3027922001-Y	UNION, KSU 22-000E	2		
19 - 7	LM2400-0709Z2-Y	PIPE, OUTLET (FORWARDING) (RH)	1		
19 - 8	K3008000802-Y	ELBOW, ADJUSTABLE UN90-1128-19	1		
19 - 9	K3008000302-Y	ELBOW, ADJUSTABLE FPD21941	1		
19 - 10	K1421020000-Y	PLUG, TAPERED W/SQUARE HEAD PT1/8	1		
19 - 11	LM2400-0725Z2-Y	PIPE, DIA 22 MOTOR FORWARDING	2		
19 - 12	K4260000190	CLAMP, HOSE JUBILEE BAND 1	1		
19 - 13	K3107620360	HOSE, WP280-19-2-360	1		
19 - 14	K3192002600	TUBE, SPIRAL SP-20 260	1		
19 - 15	K3292000060	MOTOR, WHEEL TGK405US080	2		
19 - 16	YSK000324	SEAL KIT	2		



# 20. Hydraulic section C (Rear wheel motor)

LM531

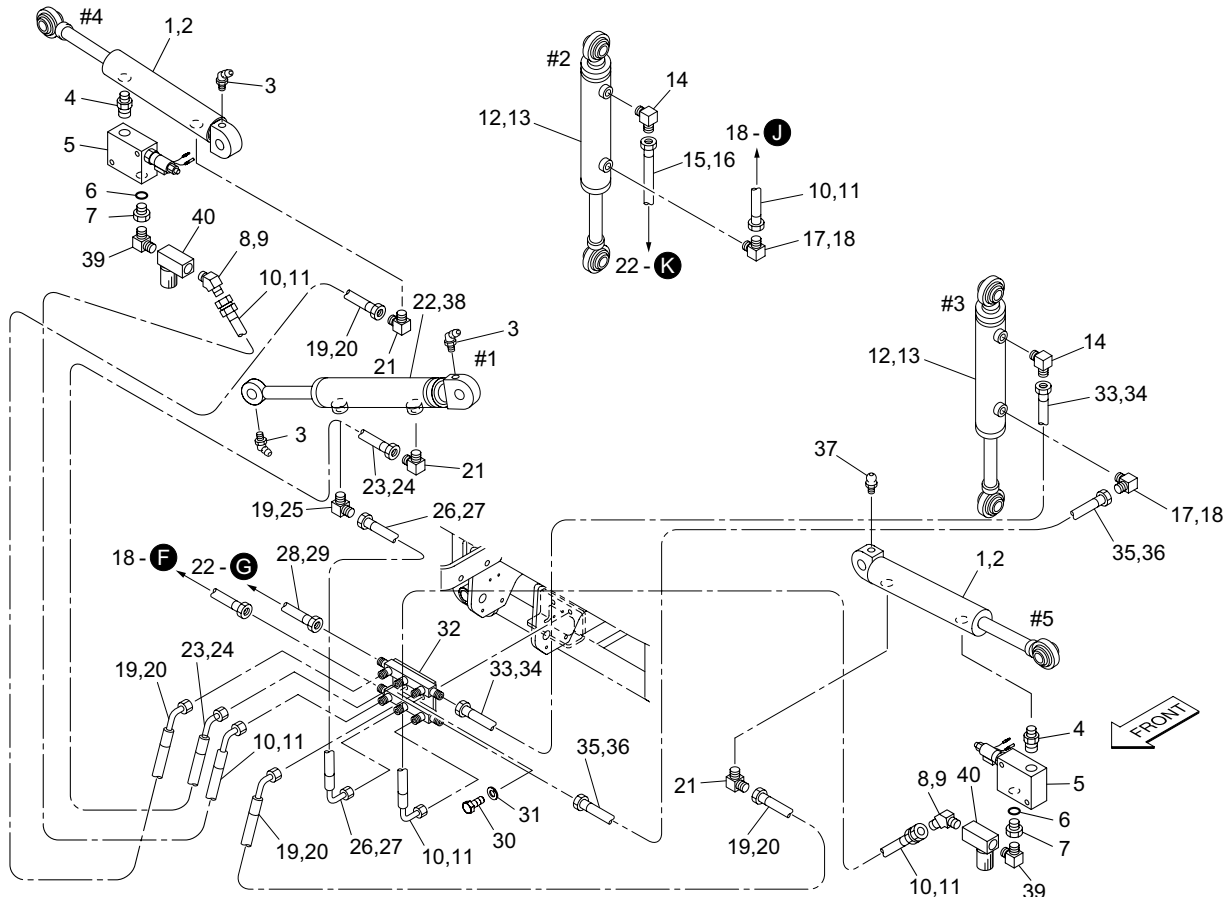


LM531\_020\_z01

Cat No.	Code No.	Part name	Qty	Remark	SN of application
20 - 1	K3008000812-Y	ELBOW, O-RING 1204-22-1, 1/16	1		
20 - 2	K3008000762-Y	ELBOW, ADJUSTABLE UNF45-1129-15	4		
20 - 3	K3106511200	HOSE, WP245-15-1-1200	4		
20 - 4	K3192011000	TUBE, SPIRAL SP-20-1100	4		
20 - 5	K3292000040	MOTOR, WHEEL TGK310US080	2		
20 - 6	YSK000324	SEAL KIT	2		
20 - 7	LM2400-0738Z2-Y	PIPE, DIA 22 AWD VALVE (RH)	1		
20 - 8	LM2400-0740Z2-Y	PIPE, DIA 2 RETURN TO2 MAIN PUMP	1		
20 - 9	LM2400-0739Z2-Y	PIPE, DIA 22 AWD VALVE (LH)	1		
20 - 10	K3026422121-Y	NIPPLE, KLO 22-060E	3		
20 - 11	K3008000842-Y	BUSH, 7/8-14UNFPF3/4	3		
20 - 12	K0100100002	NUT, M10	1		
20 - 13	K5000100002	WASHER, M10	3		
20 - 14	K0200100002	WASHER, SPRING M10	3		
20 - 15	K0013101252	BOLT, HT M10-125	3		
20 - 16	K3315000080	VALVE, CROSS RELIEF YHFD-0108	1		
20 - 17	K3008000772-Y	CONNECTOR, W/O-RING 1096-15	4		
20 - 18	No Code	SEAL KIT		- Contact your supplier	

# 21. Hydraulic section D (Slight lift function)

LM531

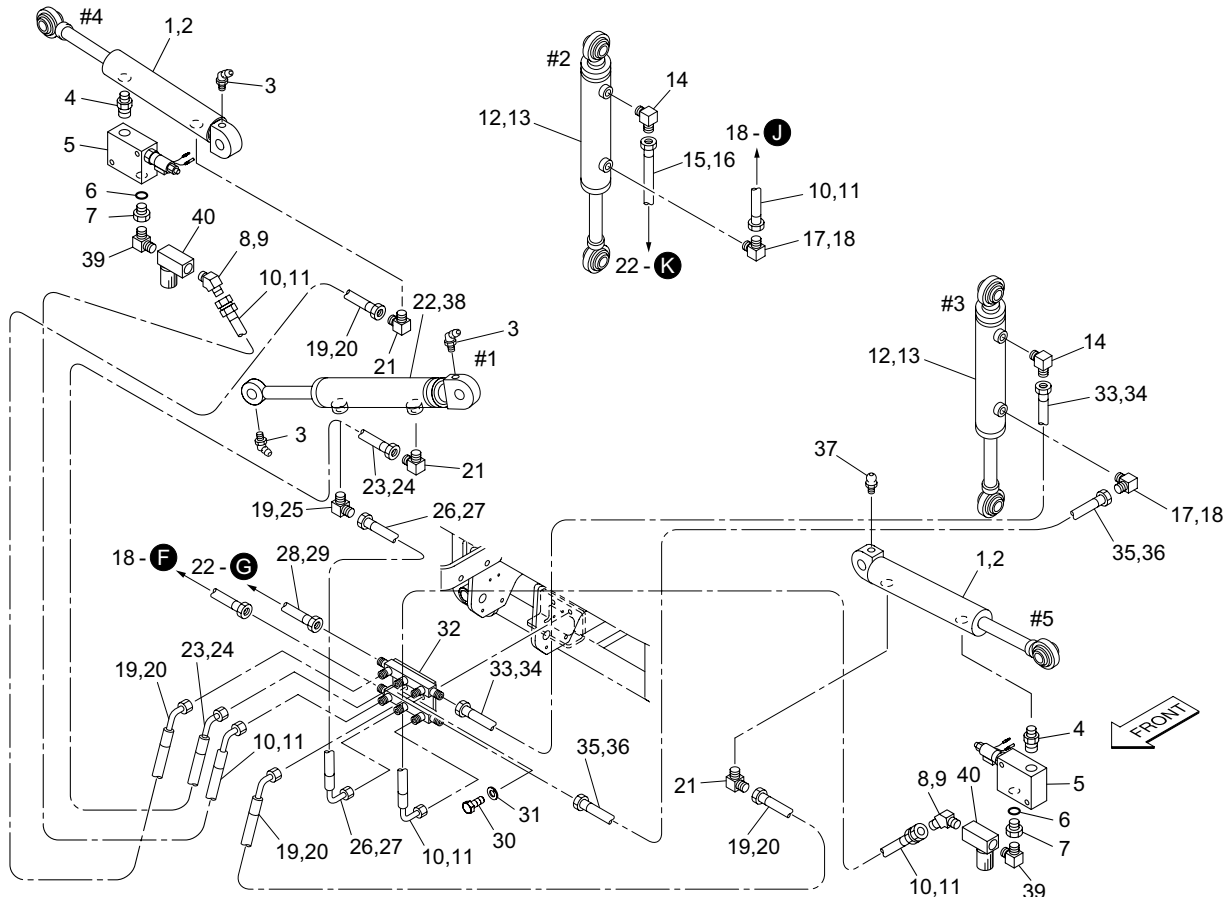


LM531\_021\_a00

Cat No.	Code No.	Part name	Qty	Remark	SN of application
21 - 1	K3207000020	CYLINDER, 40-219-505	2		
21 - 2	K3207000020-SK	SEAL KIT	2		
21 - 3	K1440000030	GREASE NIPPLE, 67.5 TYPE B	3		
21 - 4	K3009000242-Y	ADAPTER, PT1/4*PF3/8	2		
21 - 5	K3313000630	VALVE, SOLENOID HF87424-13	2		
21 - 6	K0881014000	O-RING, P14B	2		
21 - 7	K3029000382-Y	BUSHING, PF3/8PT1/4	2		
21 - 8	K3029000372-Y	ELBOW, 45-1035-6M6	2		
21a-9	K0023000101-Y	SETSCREW, M6-6-2.0	2		
21 - 10	K3104230350	HOSE, WP175-6-3-350	3		
21 - 11	K3190002500	TUBE, SPIRAL SP-12 250	3		
21 - 12	K3205000020	CYLINDER, 40-70 252	2		
21 - 13	YD10000896-1	SEAL KIT, CYLINDER	2		
21 - 14	K3006000152-Y	ELBOW, ODD SIZED PT1/8*PF1/4	2		
21 - 15	K3100230450	HOSE, WP35-6-3-450	1		
21 - 16	K3190003500	TUBE, SPIRAL SP-12 350	1		
21 - 17	K3029000252-Y	ELBOW, 90 1033-6M6	3		
21 - 18	K0023000021-Y	SETSCREW, M6-6-0.8	2		
21 - 19	K3100230400	HOSE, WP35-6-3-400	2		
21 - 20	K3190003000	TUBE, SPIRAL SP-12 300	2		
21 - 21	K3001060002-Y	ELBOW, 90 1033-6	3		
21 - 22	K3207000010	CYLINDER, 40-122-397	1		
21 - 23	K3100230400	HOSE, WP35-6-3-400	1		
21 - 24	K3190003000	TUBE, SPIRAL SP-12 300	1		
21 - 25	K0023000061-Y	SETSCREW, M6-6-1.6	1		
21 - 26	K3104210300	HOSE, WP175-6-1-300	1		
21 - 27	K3190002000	TUBE, SPIRAL SP-12 200	1		
21 - 28	K3100210560	HOSE, WP35-6-1-560	1		
21 - 29	K3190004600	TUBE, SPIRAL SP-12 460	1		
21 - 30	K0000080202	BOLT, M8-20	2		

# 21. Hydraulic section D (Slight lift function)

LM531

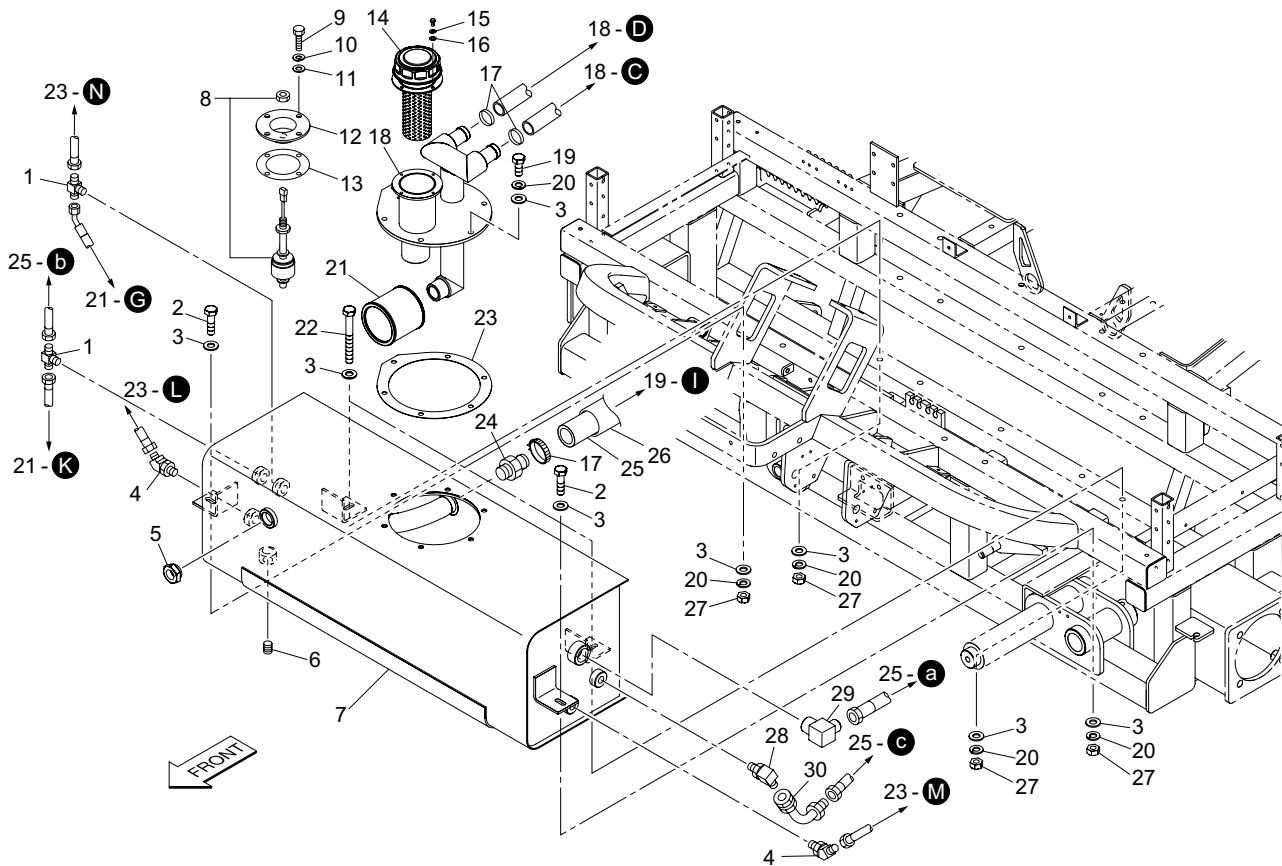


LM531\_021\_a00

Cat No.	Code No.	Part name	Qty	Remark	SN of application
21 - 31	K0200080002	WASHER, SPRING M8	2		
21 - 32	GM2800-0802Z2-Y	MANIFOLD	1		
21 - 33	K3100210900	HOSE, WP35-6-1-900	1		
21 - 34	K3190007500	TUBE, SPIRAL SP-12 750	1		
21 - 35	K3104210850	HOSE, WP175-6-1-850	1		
21 - 36	K3190007000	TUBE, SPIRAL SP-12 700	1		
21 - 37	K1440000010	GREASE NIPPLE, STRAIGHT TYPE A	1		
21 - 38	K3206000010-SK	SEAL KIT	1		
21a- 39	K3006000042-Y	ELBOW, PT1/4	2		
21a- 40	K3332000050	VALVE, SLOW RETURN HF02172	2		

## 22. Hydraulic section E (Hydraulic tank)

LM531

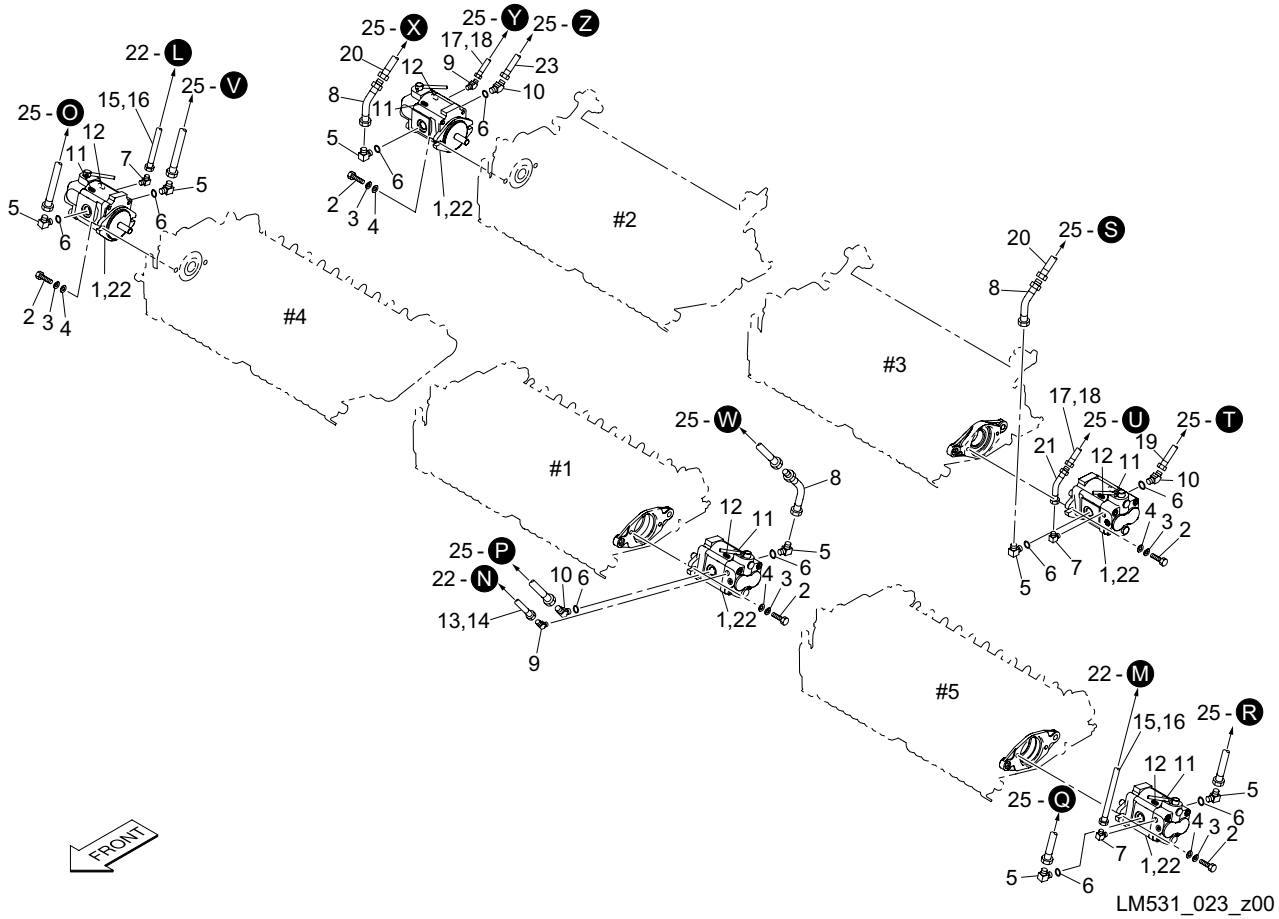


LM531\_022\_z00

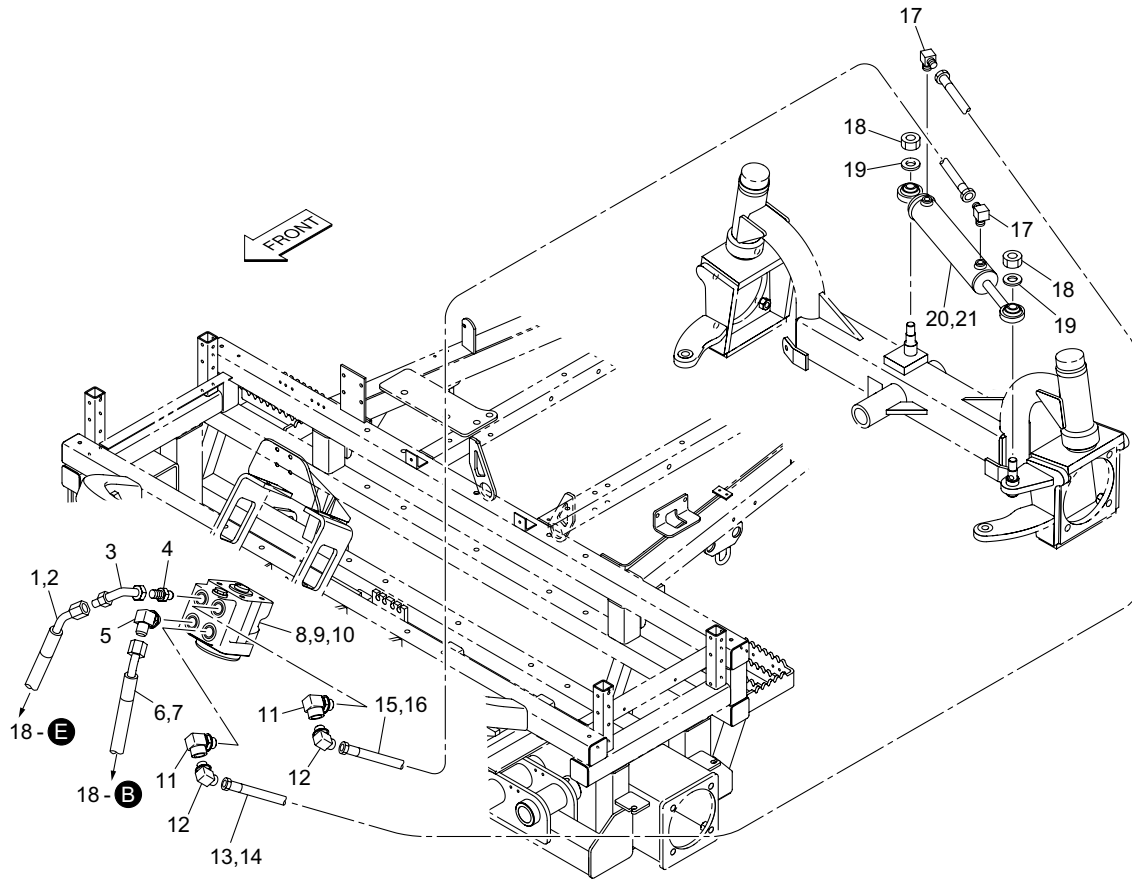
Cat No.	Code No.	Part name	Qty	Remark	SN of application
22 - 1	K3029000352-Y	TEE, PT1/4*PF1/4	2		
22 - 2	K0000080302	BOLT, M8-30	2		
22 - 3	K5000080002	WASHER, M8	14		
22 - 4	K3003060002-Y	ELBOW, 45 1035-6	2		
22 - 5	K1400000046-Y	GAUGE, OIL G3/4 TYPE M	1		
22 - 6	K1422106001-Y	PLUG, TAPERED W/HEX HOLE T1 3/8	1		
22 - 7	LM2400-0701ZD-Y	TANK, HYDRAULIC	1		
22 - 8	K3720000130	SENSOR, LEVEL SWITCH	1		
22 - 9	K0000060152	BOLT, M6-15	4		
22 - 10	K0200060002	WASHER, SPRING M6	4		
22 - 11	K5000060002	WASHER, M6	4		
22 - 12	LM2400-0702Z2-Y	BRACKET, OIL LEVEL SENSOR	1		
22 - 13	K4011000330	PACKING, OIL-SHEET 0.8-4575	1		
22 - 14	K3400000030	BREATHER, FILLER PORT FAB-50	1		
22 - 15	K0200050002	WASHER, SPRING M5	4		
22 - 16	K5000050002	WASHER, M5	4		
22 - 17	K4260000190	CLAMP, HOSE JUBILEE BAND 1	3		
22 - 18	LM2400-0712Z2-Y	PORT, SUCTION HYDRAULIC TANK	1		
22 - 19	K0000080202	BOLT, M8-20	6		
22 - 20	K0200080002	WASHER, SPRING M8	10		
22 - 21	K3413000020	FILTER, SUCTION SFT-08-150W	1		
22 - 22	K0000080702	BOLT, M8-70	2		
22 - 23	LM318--0711Z0	PACKING	1		
22 - 24	K3009000132-Y	ADAPTER, MO-JS-25	1		
22 - 25	K3100800590	HOSE, WP35-25-0-590	1		
22 - 26	K3172502500	HOSE, VINYL 38*44-250	1		
22 - 27	K0100080002	NUT, M8	4		
22 - 28	K3001060002-Y	ELBOW, 90 1033-6	1		
22 - 29	K3006000102-Y	ELBOW, ODD SIZED PT3/4*PF1/2	1		
22 - 30	K3025069042-Y	ADAPTER, FOR PIPE 069-04	1		

# 23. Hydraulic section F (Gear motor)

LM531

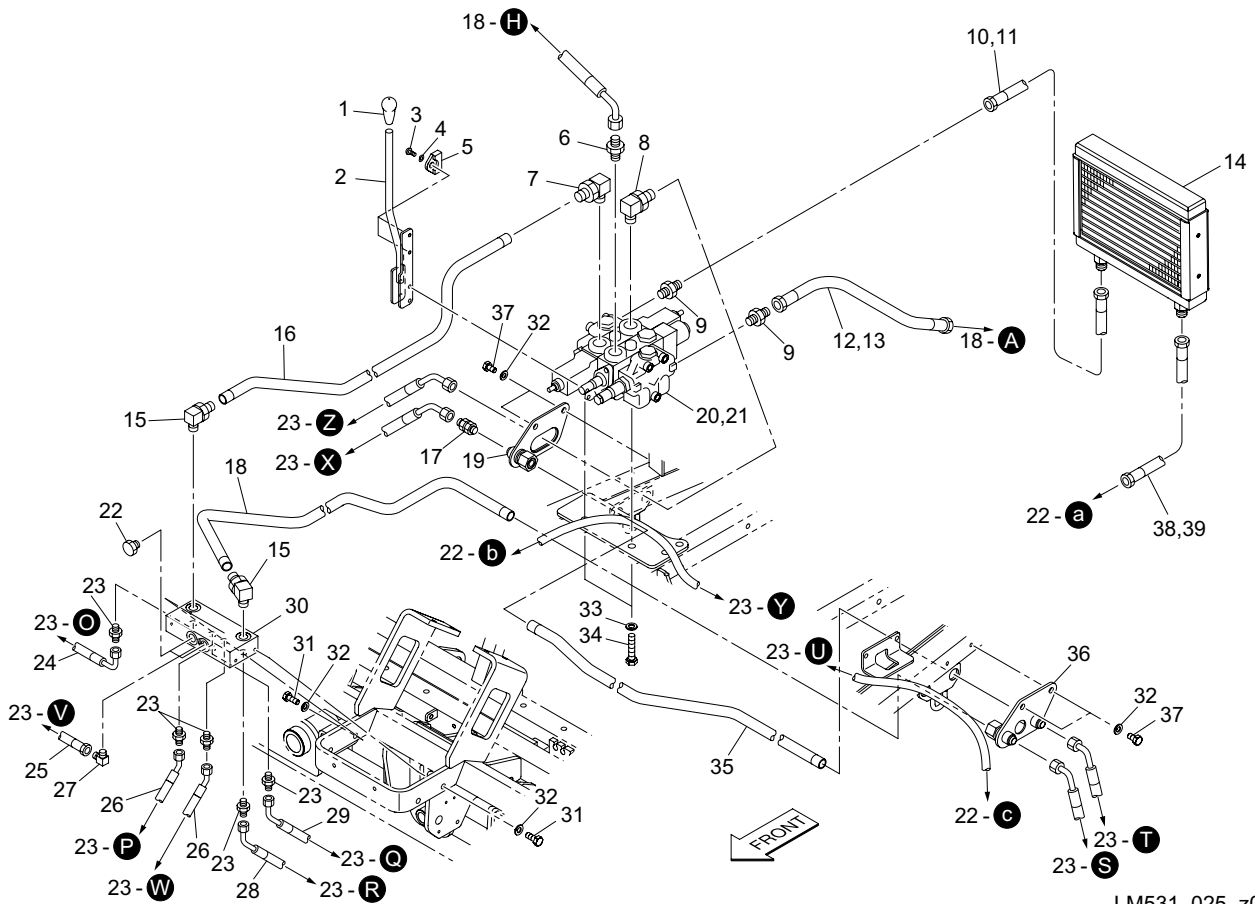


Cat No.	Code No.	Part name	Qty	Remark	SN of application
23 - 1	K3280000200	MOTOR, GEAR MB6AK379	5		
23 - 2	K0000100252	BOLT, M10-25	10		
23 - 3	K0200100002	WASHER, SPRING M10	10		
23 - 4	K5000100002	WASHER, M10	10		
23 - 5	K3008000042-Y	ELBOW, ADJUSTABLE 90 1086-12	6		
23 - 6	K0881018000	O-RING, P18B	10		
23 - 7	K3001060002-Y	ELBOW, 90 1033-6	3		
23 - 8	K3025064082-Y	ADAPTER, FOR PIPE 064-08	3		
23 - 9	K3003060002-Y	ELBOW, 45 1035-6	2		
23 - 10	K3008000182-Y	ELBOW, ADJUSTABLE 45	4		
23 - 11	K4203001300	DECAL, REEL ROTATION	5		
23 - 12	K4203001310	DECAL, REEL STOP	5		
23 - 13	K3100222200	HOSE, WP35-6-2-2200	1		
23 - 14	K3190021000	TUBE, SPIRAL SP-12 2100	1		
23 - 15	K3100212800	HOSE, WP35-6-1-2800	2		
23 - 16	K3190027000	TUBE, SPIRAL SP-12-2700	2		
23 - 17	K3100211550	HOSE, WP35-6-1-1550	2		
23 - 18	K3190014500	TUBE, SPIRAL SP-12 1450	2		
23 - 19	LM2400-0756A0	HOSE, WP175-12-2-1100	1		
23 - 20	LM2400-0757A0	HOSE, WP175-12-2-1020	2		
23 - 21	K3025064042-Y	ADAPTER, FOR PIPE 064-04	1		
23 - 22	YCG0038A	SEAL KIT, GEAR MOTOR MB6AK379	5		
23 - 23	LM2400-0758Z0	HOSE, WP175-12-2-1500	1		



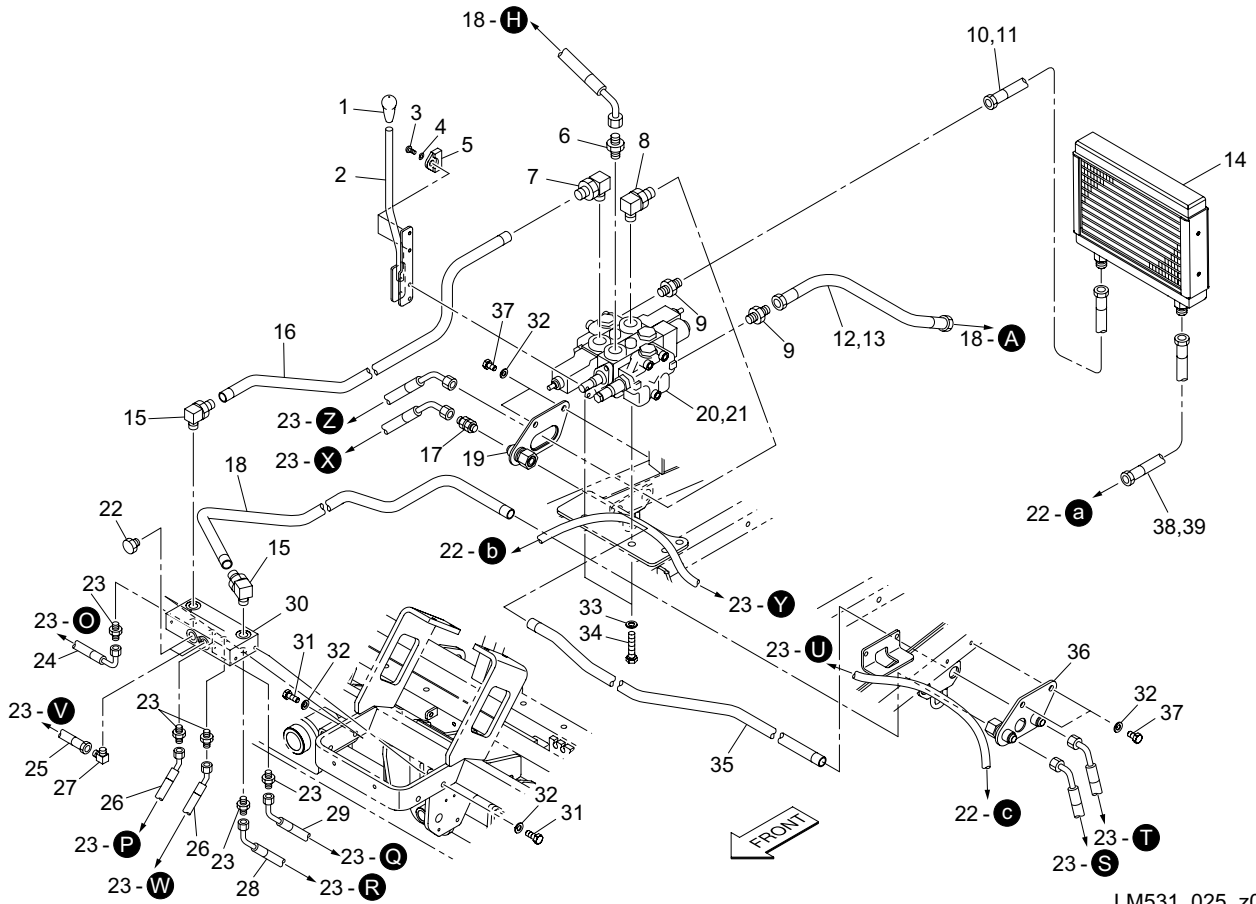
LM531\_024\_z00

Cat No.	Code No.	Part name	Qty	Remark	SN of application
24 - 1	K3100431060	HOSE, WP35-12-3-1060	1		
24 - 2	K3191009600	TUBE, SPIRAL SP-15 960	1		
24 - 3	K3025069082-Y	ADAPTER, FOR PIPE 069-08	1		
24 - 4	K3009000172-Y	ADAPTER, PF3/8*PF1/2	1		
24 - 5	K3008000192-Y	ADAPTER, ODD SIZED 90 PF1/2*PF3/8	1		
24 - 6	K3102430860	HOSE, WP105-12-3-860	1		
24 - 7	K3191007600	TUBE, SPIRAL SP-15 760	1		
24 - 8	K3295000020	STEERING CNTL UNIT, ORBITROL AJ02010(G)	1		
24 - 9	Y00420011T	SEAL KIT, 406100	1		
24 - 10	Y00420012T	KIT, NEEDLE BEARING 407200	1		
24 - 11	K3008000082-Y	ELBOW, ADJUSTABLE 90 PF3/8PT1/4	2		
24 - 12	K3001060002-Y	ELBOW, 90 1033-6	2		
24 - 13	K3102212300	HOSE, WP105-6-1-2300	1		
24 - 14	K3190022000	TUBE, SPIRAL SP-12 2200	1		
24 - 15	K3102212050	HOSE, WP105-6-1-2050	1		
24 - 16	K3190019500	TUBE, SPIRAL SP-12 1950	1		
24 - 17	K3001060002-Y	ELBOW, 90 1033-6	2		
24 - 18	K0145140002	NUT, W/F-RING M14 P1.5	2		
24 - 19	K0215140001	WASHER, DISK SPRING 2H M14	2		
24 - 20	K3216000020	CYLINDER, 35-192-323	1		
24 - 21	K3216000020-SK	SEAL KIT	1		



LM531\_025\_z00

Cat No.	Code No.	Part name	Qty	Remark	SN of application
25 - 1	K1300000040	GRIP, PLASTIC BLACK 9-35.5	1		
25 - 2	LM2400-0720Z2	LEVER, OPERATING	1		
25 - 3	K0042050122	SCREW, + ROUND HEAD M5-12	2		
25 - 4	K0200050002	WASHER, SPRING M5	2		
25 - 5	K1510000110	MAGNET, W/PLASTIC BASE	2		
25 - 6	K3009000202-Y	ADAPTER, PF1/4*PF3/8	1		
25 - 7	K3026415061-Y	ELBOW, NIPPLE KLO15-030E	1		
25 - 8	K3008000192-Y	ADAPTER, ODD SIZED 90 PF1/2*PF3/8	1		
25 - 9	K3009000172-Y	ADAPTER, PF3/8*PF1/2	2		
25 - 10	K3100411510	HOSE, WP35-12-1-1510	1		
25 - 11	K3191014100	TUBE, SPIRAL SP-15 1410	1		
25 - 12	K3104431000	HOSE, WP175-12-3-1000	1		
25 - 13	K3191009000	TUBE, SPIRAL SP-15 900	1		
25 - 14	K3431000040	COOLER, OIL	1		
25 - 15	K3026415081-Y	NIPPLE, KLO15-040E	2		
25 - 16	LM2400-0717Z2-Y	PIPE, ROTATING REEL A	1		
25 - 17	K3026915081-Y	UNION, KUE15-040E	1		
25 - 18	LM2400-0737Z2-Y	PIPE, DIA 15 ROTATING REEL B	1		
25 - 19	LM2400-0741Z2-Y	PLATE, CONNECTING PIPE #2 MOWER	1		
25 - 20	K3303000050	VALVE, MULTI DOUBLE	1		
25 - 21	K3303000050-SK	SEAL KIT, D50603090-1	1		
25 - 22	K1420000232-Y	PLUG, O-RING 215-PF1/2	2		
25 - 23	K3009000092-Y	ADAPTER, PF1/2*PF1/2	5		
25 - 24	LM2400-0752A0	HOSE, WP175-12-3-1800	1		
25 - 25	LM2400-0755A0	HOSE, WP175-12-1-1900	1		
25 - 26	LM2400-0751A0	HOSE, WP175-12-3-1100	2		
25 - 27	K3008000042-Y	ELBOW, ADJUSTABLE 90 1086-12	1		
25 - 28	LM2400-0753A0	HOSE, WP175-12-3-1850	1		
25 - 29	LM2400-0754A0	HOSE, WP175-12-3-1900	1		
25 - 30	LM282--0701Z2	MANIFOLD	1		



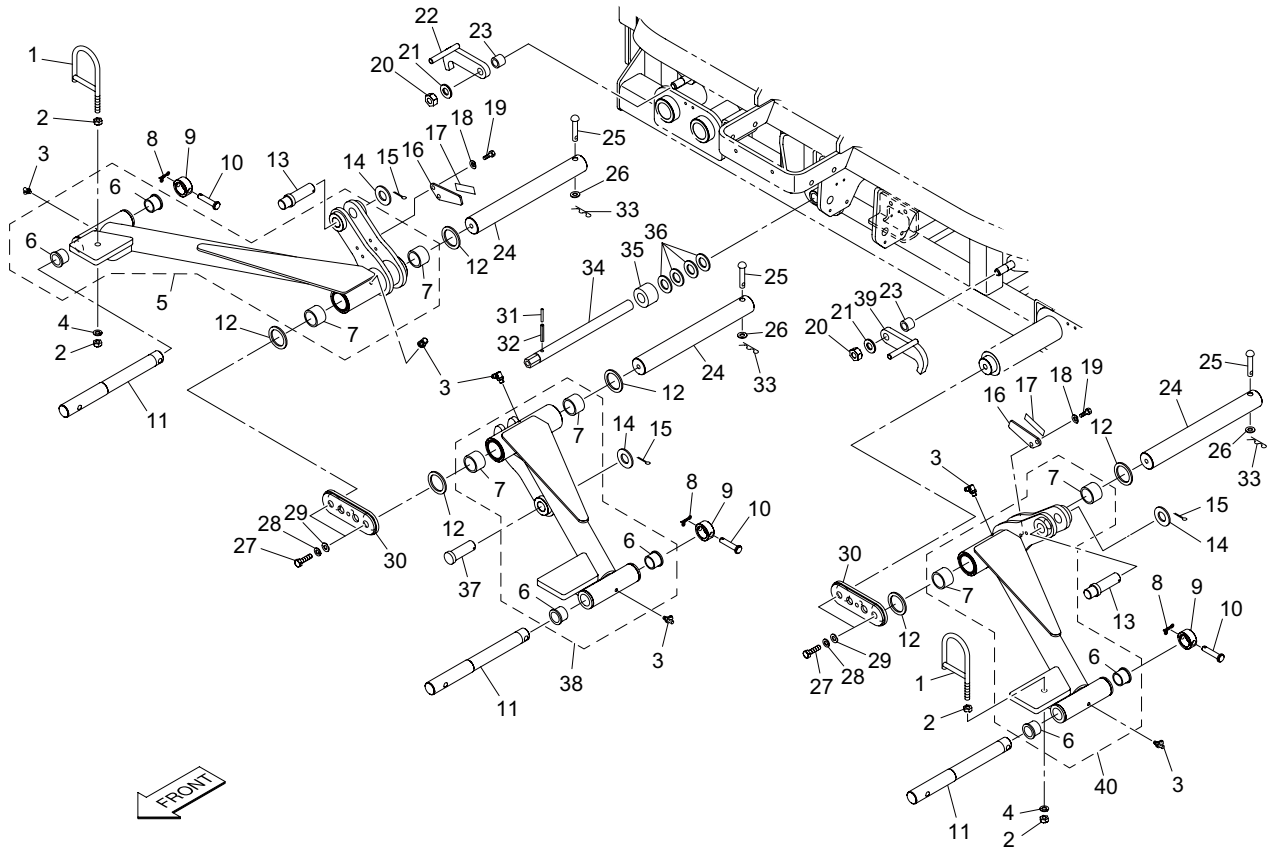
LM531\_025\_z00

Cat No.	Code No.	Part name	Qty	Remark	SN of application
25 - 31	K0000080252	BOLT, M8-25	2		
25 - 32	K0200080002	WASHER, SPRING M8	6		
25 - 33	K0200120002	WASHER, SPRING M12	2		
25 - 34	K0000120252	BOLT, M12-25	2		
25 - 35	LM2400-0734Z2-Y	PIPE, DIA 15 ROTATING REEL C	1		
25 - 36	LM2400-0735Z2-Y	PLATE, CONNECTING PIPE #3 MOWER	1		
25 - 37	K0000080152	BOLT, M8-15	4		
25 - 38	K3100412060	HOSE, WP35-12-1-2060	1		
25 - 39	K3191019600	TUBE, SPIRAL SP-15 1960	1		



# 26. Lift arm section A

LM531

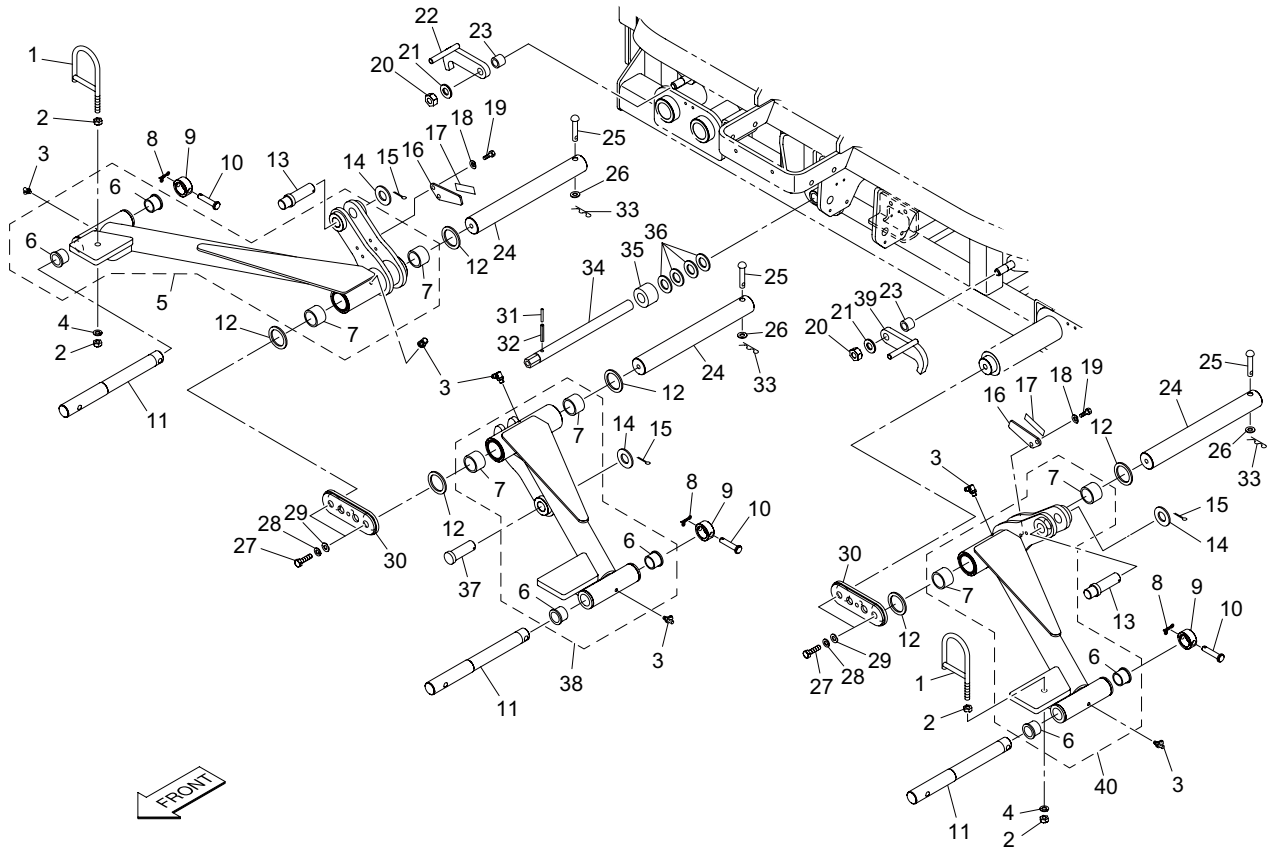


LM531\_026\_z00

Cat No.	Code No.	Part name	Qty	Remark	SN of application
26 - 1	LM2400-0216Z2	GUIDE, HOSE	2		
26 - 2	K0100100002	NUT, M10	4		
26 - 3	K1440000030	GREASE NIPPLE, 67.5 TYPE B	6		
26 - 4	K0200100002	WASHER, SPRING M10	2		
26 - 5	LM531--0203ZD	ARM, LIFTING #4 MOWER	1		
26 - 6	K6010000150	BUSH, FLANGED 25-32-30	6		
26 - 7	K6000000600	BUSH, PLASTIC 35-42-50	6		
26 - 8	K0341000002	PIN, SNAP W/RETAINER M10	3		
26 - 9	K6215000412	COLLAR, STKM W/HOLE M25.5-36-16	3		
26 - 10	K6031090458	PIN, FLAT HEAD HT M9.6-45.5	3		
26 - 11	LM2700-0202Z0	SHAFT	3		
26 - 12	K5051035470	WASHER, C5191P 1-35-47	6		
26 - 13	LM2400-0213Z2	PIN, 20-102	2		
26 - 14	K5012320402	WASHER, SPCC 2.3-20-40	3		
26 - 15	K0300032402	PIN, COTTER M3.2-40	3		
26 - 16	LM2400-0632Z2	BRACKET, MAGNET	2		
26 - 17	LM2400-0639Z0	MAGNET, FOR PROXIMITY SWITCH	2		
26 - 18	K0200060002	WASHER, SPRING M6	4		
26 - 19	K0000060152	BOLT, M6-15	4		
26 - 20	K0145140002	NUT, W/F-RING M14 P1.5	2		
26 - 21	K0210140002	SPRING, CONICAL DISC L M14	2		
26 - 22	LM2400-0214A2	LEVER, LOCKING MOWER (LH)	1		
26 - 23	K6212001672	COLLAR, STKM M16-22-15.5	2		
26 - 24	LM2400-0207Z2	PIN, 35-300 HOLED	3		
26 - 25	K6041100718	PIN, ROUND HEAD HT M10.15-71.5	3		
26 - 26	K5000100002	WASHER, M10	3		
26 - 27	K0000120302	BOLT, M12-30	4		
26 - 28	K0200120002	WASHER, SPRING M12	4		
26 - 29	K5000120002	WASHER, M12	4		
26 - 30	LM2400-0211AD	STOPPER	2		

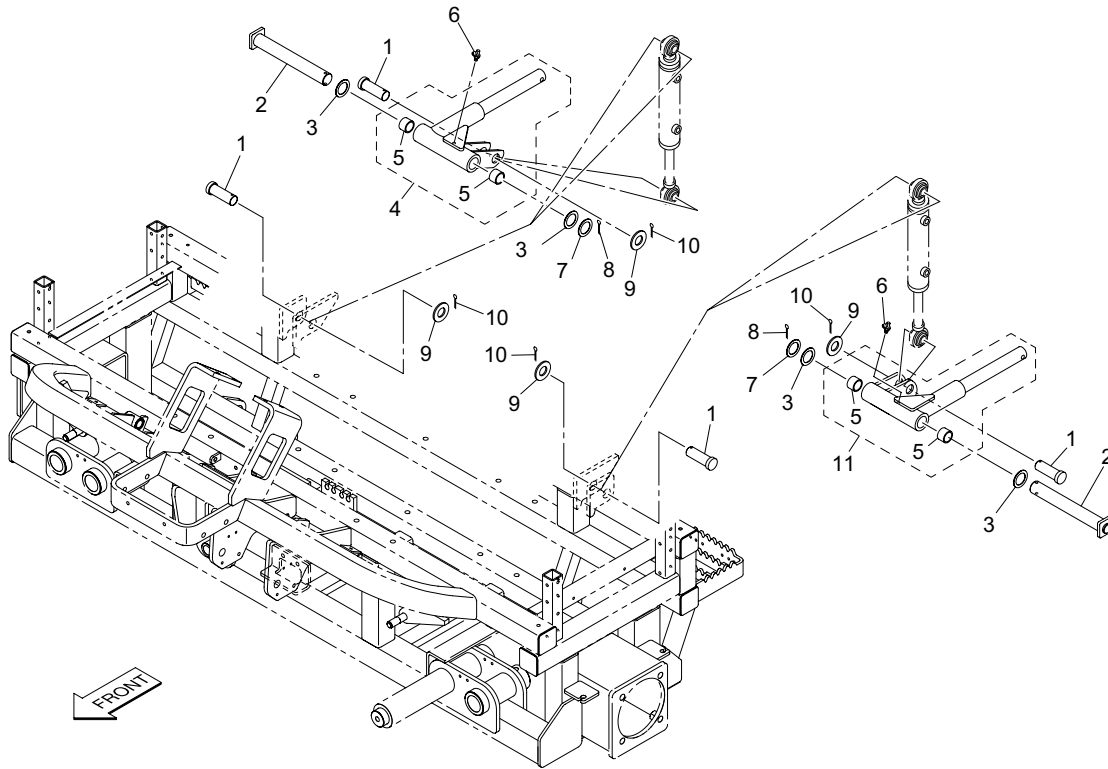
# 26. Lift arm section A

LM531



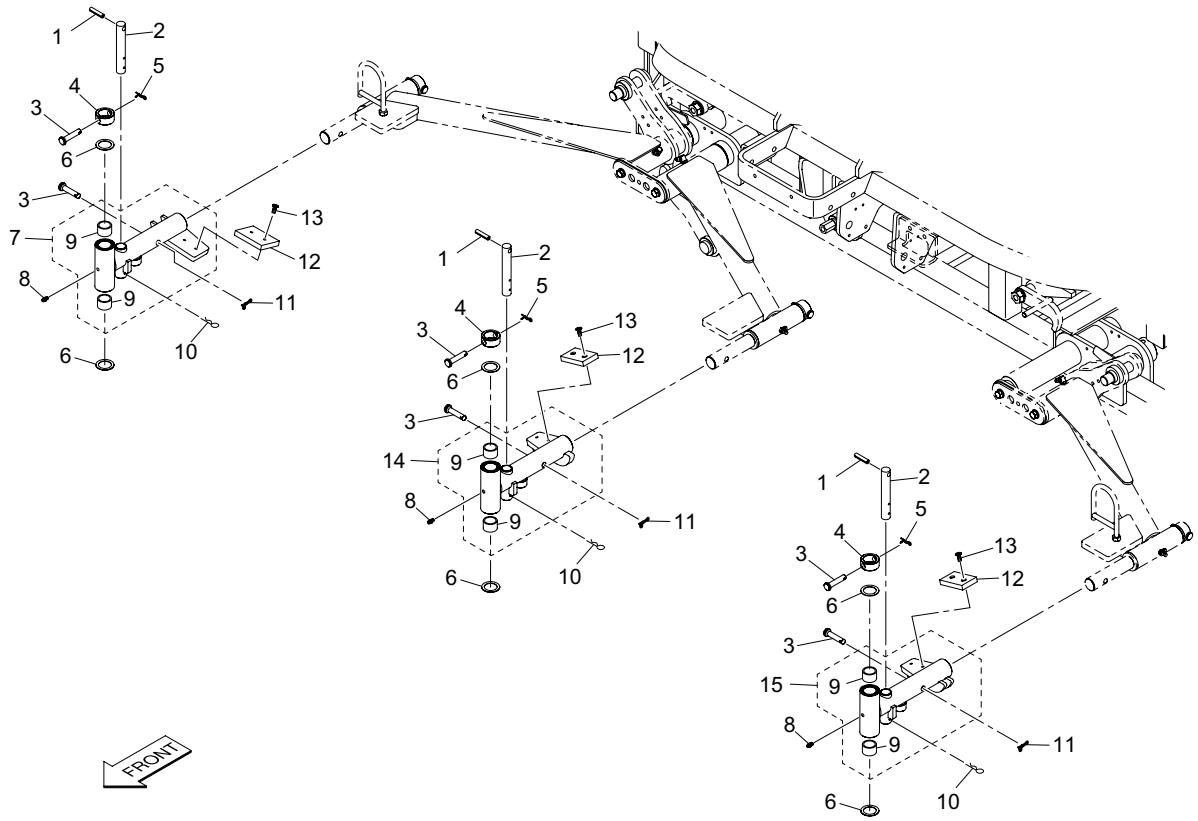
LM531\_026\_z00

Cat No.	Code No.	Part name	Qty	Remark	SN of application
26 - 31	K0320035321	PIN, SPRING M3.5-32	1		
26 - 32	K0320060361	PIN, SPRING M6-36	1		
26 - 33	K0300025202	PIN, COTTER M2.5-20	3		
26 - 34	LM2400-0210Z2	SHAFT, CYLINDER	1		
26 - 35	LM2400-0615ZD	COLLAR	1		
26 - 36	K5051020350	WASHER, C5191P 1-20-35	4		
26 - 37	K6030200802	PIN, FLAT HEAD M20-80	1		
26 - 38	LM2400-0206AD	ARM, LIFTING #1 MOWER	1		
26 - 39	LM2400-0215A2	LEVER, LOCKING MOWER (RH)	1		
26 - 40	LM531--0204ZD	ARM, LIFTING #5 MOWER	1		



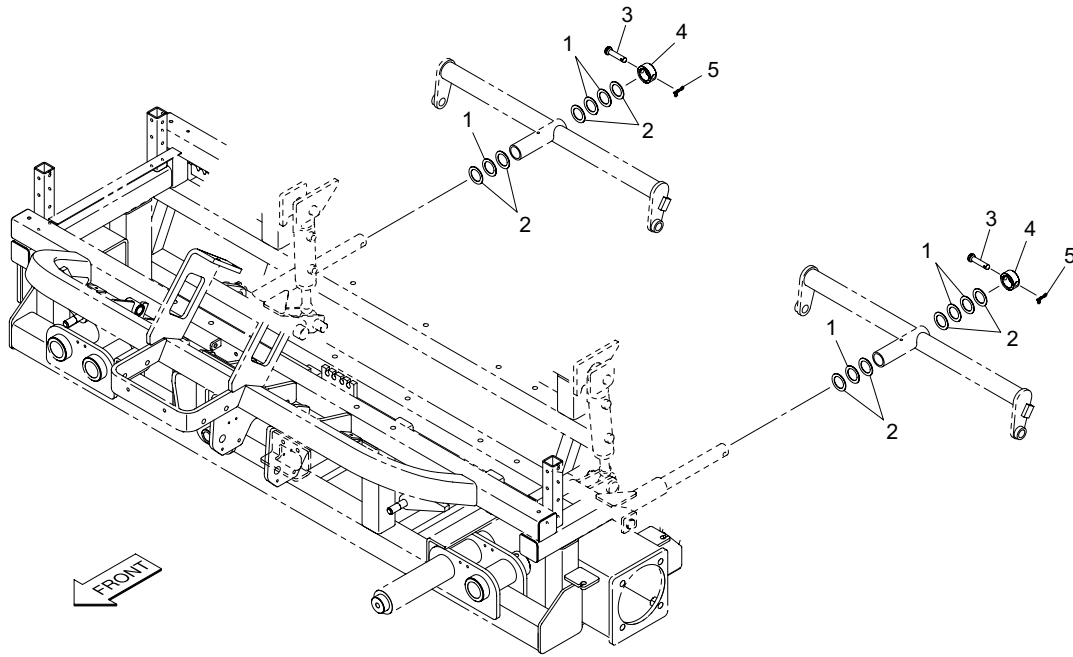
LM531\_027\_z00

Cat No.	Code No.	Part name	Qty	Remark	SN of application
27 - 1	K6030200572	PIN, FLAT HEAD M20-57	4		
27 - 2	LM2400-0212Z2	PIN, 25.4-184 HOLED	2		
27 - 3	K5051025370	WASHER, C5191P 1-25.4-37	2-4	for adjustment	
27 - 4	LM2400-0208AD	ARM, LIFTING #2 MOWER	1		
27 - 5	K6000000390	BUSH, COPPER 25.4-30.2-20	4		
27 - 6	K1440000030	GREASE NIPPLE, 67.5 TYPE B	2		
27 - 7	K5011025372	WASHER, SPCC 1-25.4-37	2-4	for adjustment	
27 - 8	K0300040402	PIN, COTTER M4-40	2		
27 - 9	K5012320402	WASHER, SPCC 2.3-20-40	4		
27 - 10	K0300032402	PIN, COTTER M3.2-40	4		
27 - 11	LM2400-0209AD	ARM, LIFTING #3 MOWER	1		



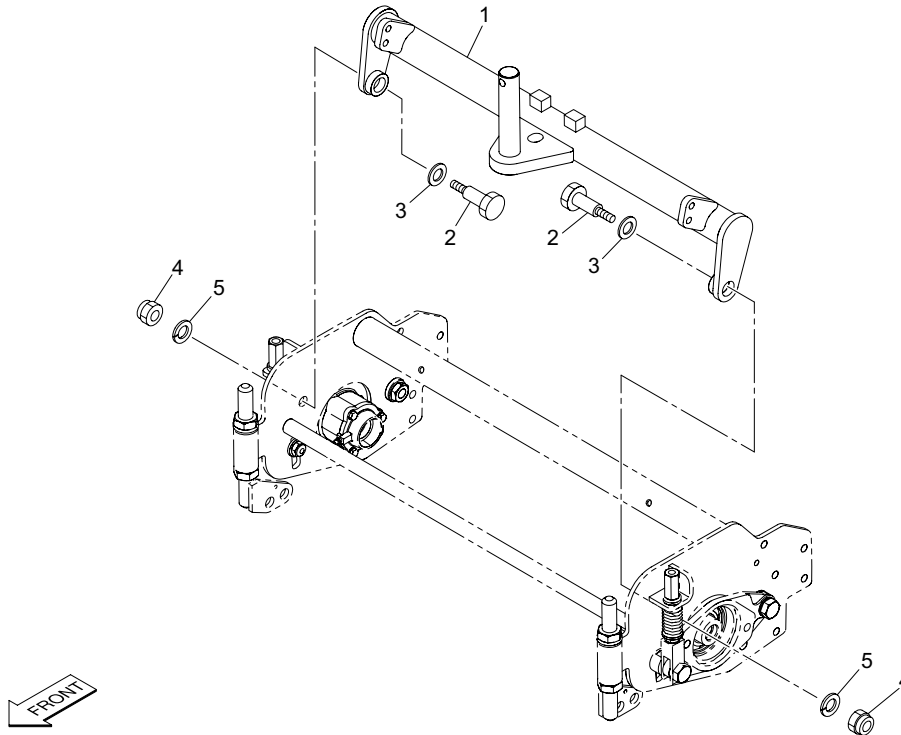
LM531\_028\_z00

Cat No.	Code No.	Part name	Qty	Remark	SN of application
28 - 1	K0320080501	PIN, SPRING M8-50	3		
28 - 2	LM526A-0208A8	SHAFT, STOPPER	3		
28 - 3	K6031090458	PIN, FLAT HEAD HT M9.6-45.5	6		
28 - 4	K6215000412	COLLAR, STKM W/HOLE M25.5-36-16	3		
28 - 5	K0300025202	PIN, COTTER M2.5-20	3		
28 - 6	K5051025350	WASHER, C5191P 1-25-35	6		
28 - 7	LM2400-0202ZD	METAL, CONNECTING #4 MOWER	1		
28 - 8	K1440000010	GREASE NIPPLE, STRAIGHT TYPE A	3		
28 - 9	K6000000340	BUSH, 25-32-25	6		
28 - 10	K0332200008	PIN, SNAP M22	3		
28 - 11	K0341000002	PIN, SNAP W/RETAINER M10	3		
28 - 12	K4033000380	STOPPER, URETHAN RUBBER	3		
28 - 13	K0041060152	SCREW, + FLAT HEAD M6-15	6		
28 - 14	LM2400-0203AD	METAL, CONNECTING #1 MOWER	1		
28 - 15	LM2400-0201ZD	METAL, CONNECTING #5 MOWER	1		



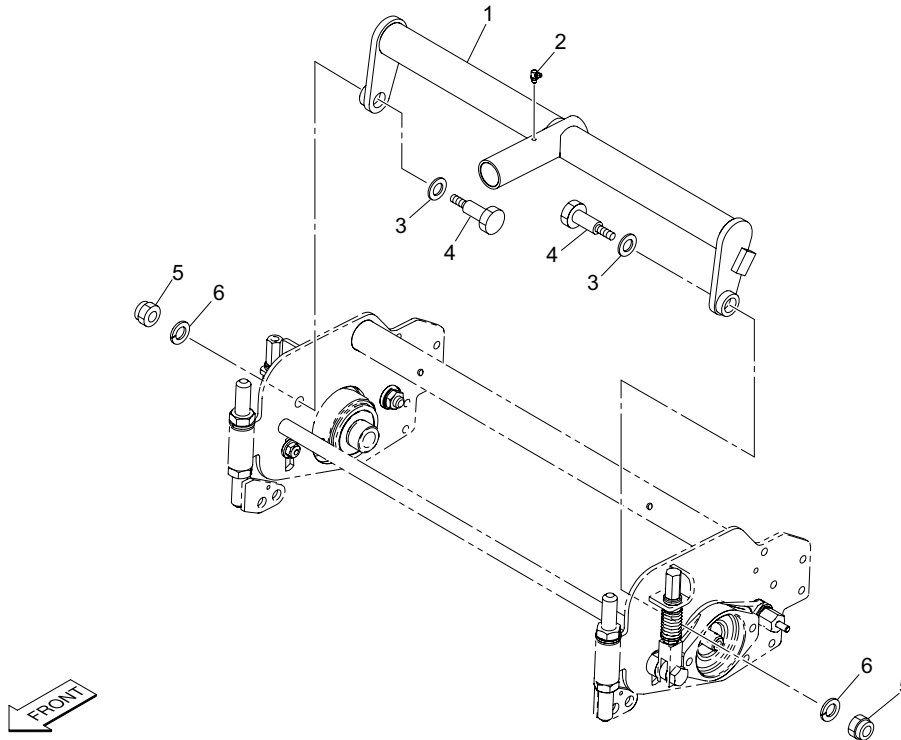
LM531\_029\_z00

Cat No.	Code No.	Part name	Qty	Remark	SN of application
29 - 1	K5011025372	WASHER, SPCC 1-25.4-37	4~8	for adjustment	
29 - 2	K5051025370	WASHER, C5191P 1-25.4-37	4~8	for adjustment	
29 - 3	K6040080402	PIN, ROUND HEAD M8-40	2		
29 - 4	K6215000142	COLLAR, STKM W/HOLE M26-32-15	2		
29 - 5	K0340800002	PIN, SNAP W/RETAINER M8	2		



LM531\_030\_z00

Cat No.	Code No.	Part name	Qty	Remark	SN of application
30 - 1	LM531--0101ZR	ARM, MOWER 22	3		
30 - 2	K6082000132	BOLT, STEPPED FOR FIXING FRAME	6		
30 - 3	K5011020282	WASHER, SPCC 1-20-28	6		
30 - 4	K0105140002	NUT, P1.5 M14-3	6		
30 - 5	K0212140002	WASHER, DISK SPRING 1L M14	6		

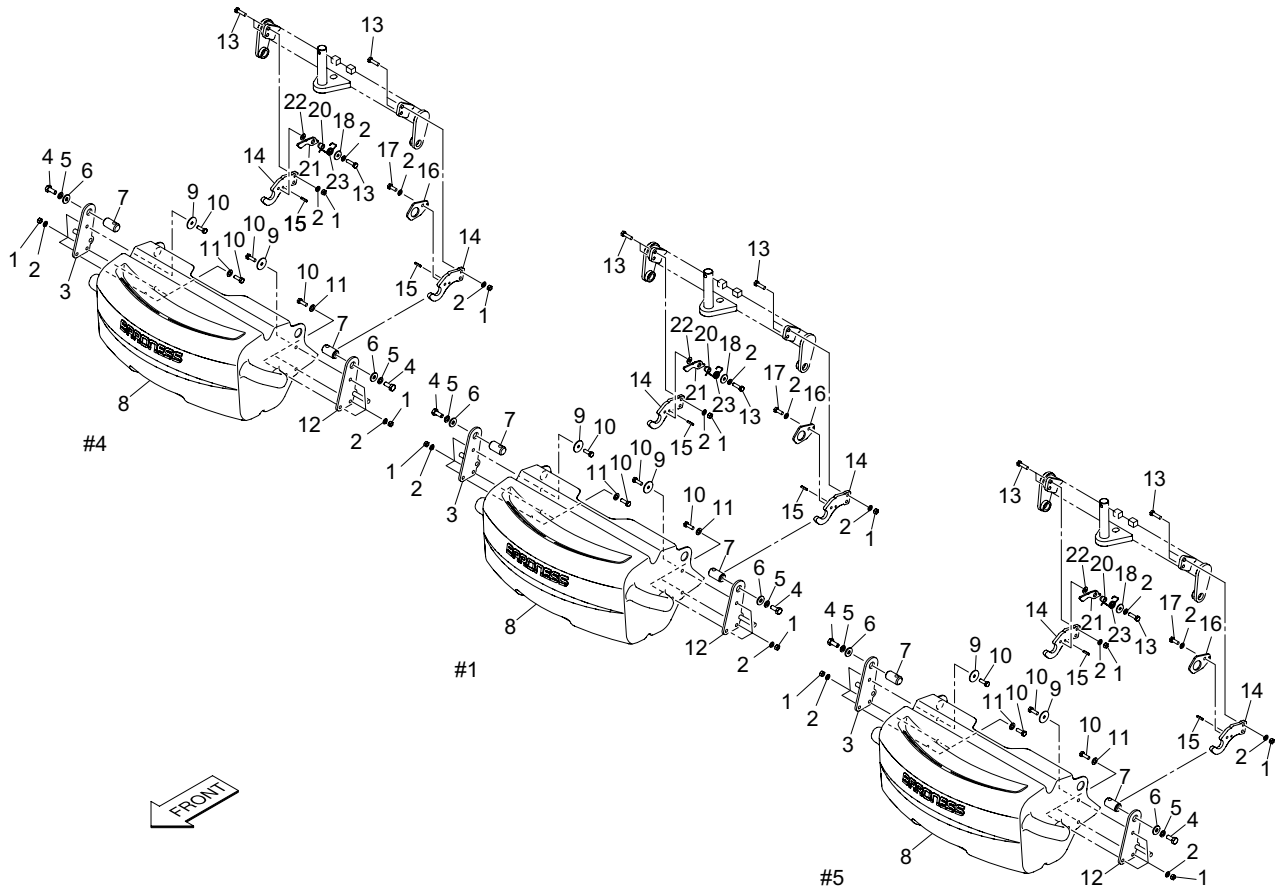


LM531\_031\_z00

Cat No.	Code No.	Part name	Qty	Remark	SN of application
31 - 1	LM2400-0101ZR	ARM, MOWER #2, #3	2		
31 - 2	K1440000030	GREASE NIPPLE, 67.5 TYPE B	2		
31 - 3	K5011020282	WASHER, SPCC 1-20-28	4		
31 - 4	K6082000132	BOLT, STEPPED FOR FIXING FRAME	4		
31 - 5	K0105140002	NUT, P1.5 M14-3	4		
31 - 6	K0212140002	WASHER, DISK SPRING 1L M14	4		

### 32. Grass catcher section A (#1,4,5)

LM531



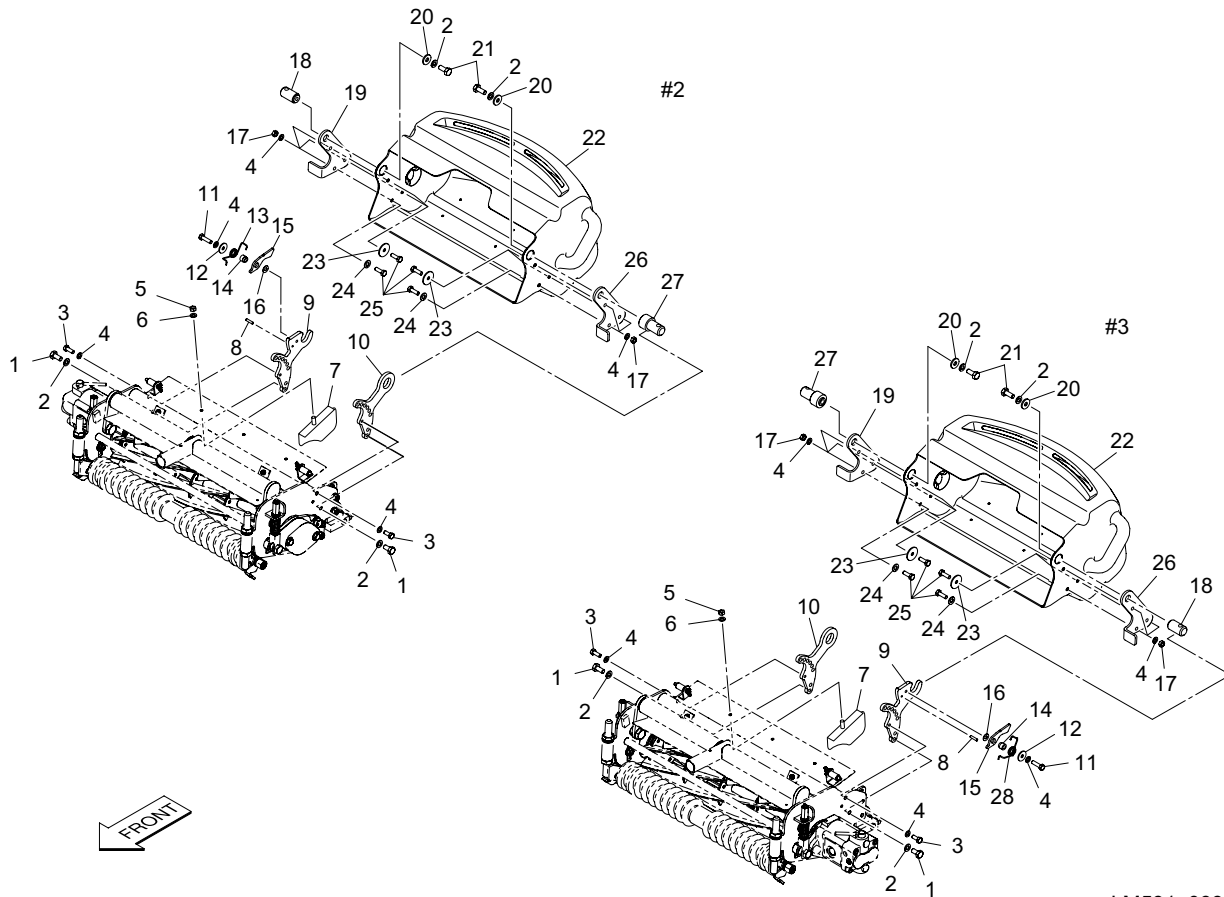
LM531\_032\_z01

Cat No.	Code No.	Part name	Qty	Remark	SN of application
32 - 1	K0100080002	NUT, M8	30		
32 - 2	K0200080002	WASHER, SPRING M8	36		
32 - 3	LS66---6108ZD	BRACKET, (RH)	3		
32 - 4	K0000100252	BOLT, M10-25	6		
32 - 5	K0200100002	WASHER, SPRING M10	6		
32 - 6	K5073210262	WASHER, SPHC 3.2-10-26	6		
32 - 7	LS66---6101Z2	PIN, GRASS CATCHER	6		
32 - 8	LS62---6001Z0	GRASS CATCHER, 22	3		
32 - 9	K5012308352	WASHER, SPCC 2.3-8-35	6		
32 - 10	K0000080252	BOLT, M8-25	18		
32 - 11	K5000080002	WASHER, M8	12		
32 - 12	LS66---6107ZD	BRACKET, (LH)	3		
32 - 13	K0000080302	BOLT, M8-30	15		
32 - 14	LH52---6101ZD	PLATE, MOUNTING	6		
32 - 15	K0320050221	PIN, SPRING M5-22	6		
32 - 16	LM331--7306ZD	HOLDER, BUCKET	3		
32 - 17	K0000080152	BOLT, M8-15	3		
32 - 18	K5012308262	WASHER, SPCC 2.3-8-26	3		
32 - 19					
32 - 20	LS66---6103Z2	COLLAR, 8.5	3		
32 - 21	LS66---6102AD	HOOK	3		
32 - 22	K5051008180	WASHER, C5191P 1-8-18	3		
32 - 23	LS66---6104Z8	SPRING, TORSION W/U-SHAPED END (RH)	3		



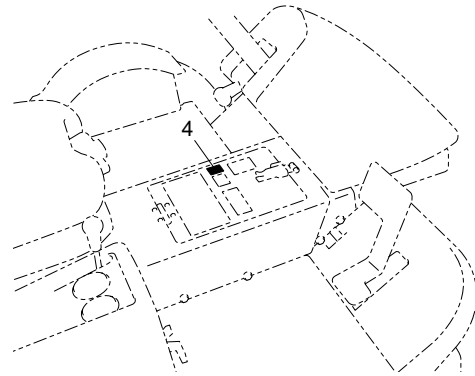
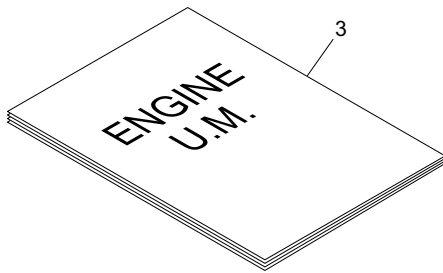
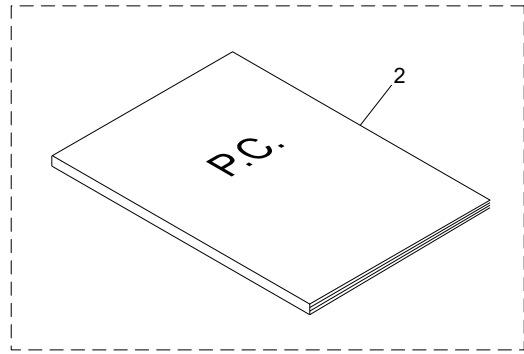
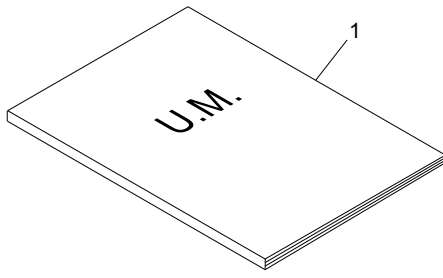
### 33. Grass catcher section B (#2,3)

LM531



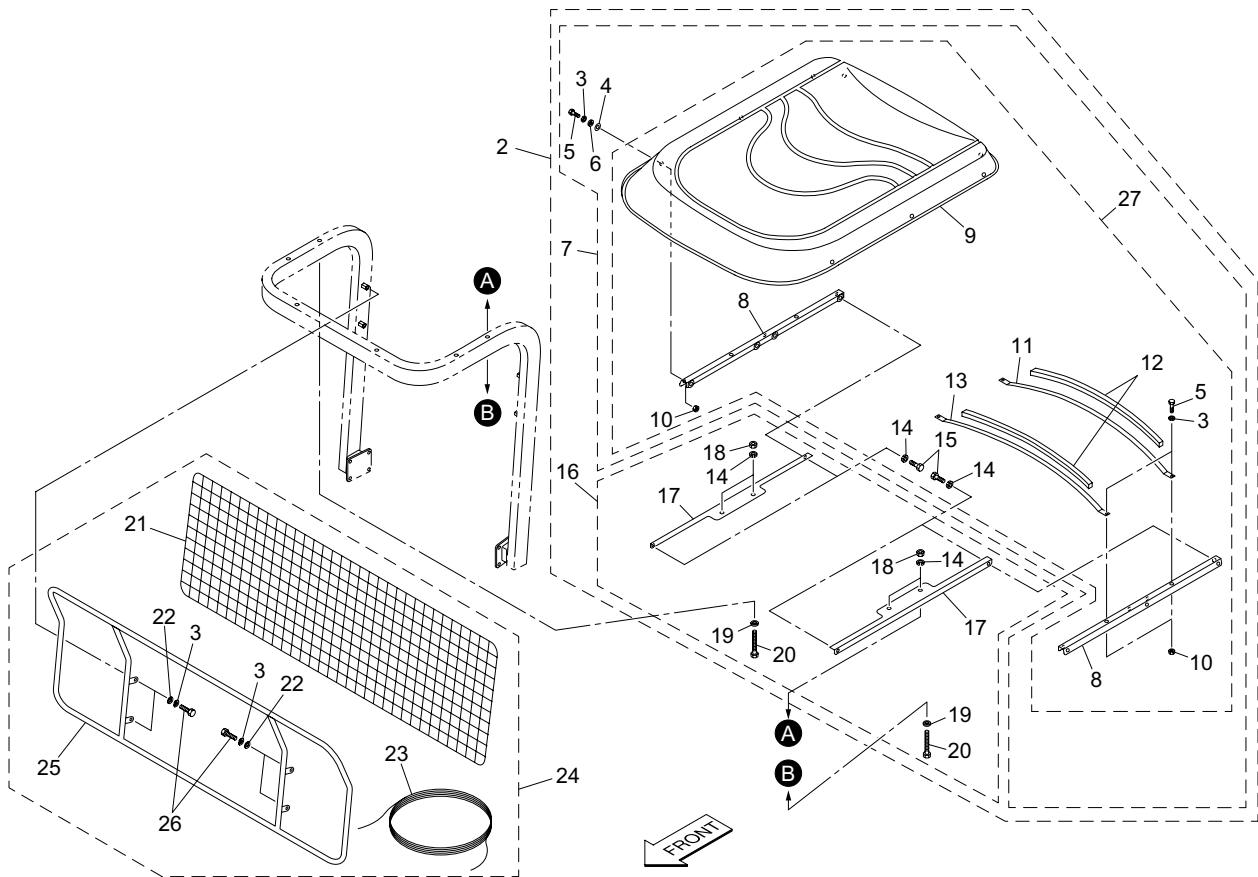
LM531\_033\_z00

Cat No.	Code No.	Part name	Qty	Remark	SN of application
33 - 1	K0000100202	BOLT, M10-20	4		
33 - 2	K0200100002	WASHER, SPRING M10	8		
33 - 3	K0000080202	BOLT, M8-20	4		
33 - 4	K0200080002	WASHER, SPRING M8	18		
33 - 5	K0144060002	NUT, W/F-RING M6	8		
33 - 6	K0213060001	WASHER, DISK SPRING 1H M6	8		
33 - 7	LM331--7307ZD	FIN, FOR REAR DISCHARGE	8		
33 - 8	K0320050221	PIN, SPRING M5-22	2		
33 - 9	LM331--7303ZR	RECEIVER, GRASS CATCHER REAR (LH)	2		
33 - 10	LM331--7304ZR	RECEIVER, GRASS CATCHER REAR (RH)	2		
33 - 11	K0000080302	BOLT, M8-30	2		
33 - 12	K5012308262	WASHER, SPCC 2.3-8-26	2		
33 - 13	LS66--6104Z8	SPRING, TORSION W/U-SHAPED END (RH)	1		
33 - 14	LS66--6103Z2	COLLAR, 8.5	2		
33 - 15	LS66--6102AD	HOOK	2		
33 - 16	K5051008180	WASHER, C5191P 1-8-18	2		
33 - 17	K0100080002	NUT, M8	12		
33 - 18	LS66--6101Z2	PIN, GRASS CATCHER	2		
33 - 19	LM331--7302ZD	BRACKET, GRASS CATCHER (RH)	2		
33 - 20	K5073210262	WASHER, SPHC 3.2-10-26	4		
33 - 21	K0000100252	BOLT, M10-25	4		
33 - 22	LS62--6001Z0	GRASS CATCHER, 22	3		
33 - 23	K5012308352	WASHER, SPCC 2.3-8-35	8		
33 - 24	K5000080002	WASHER, M8	4		
33 - 25	K0000080252	BOLT, M8-25	12		
33 - 26	LM331--7301ZD	BRACKET, GRASS CATCHER (LH)	2		
33 - 27	LM331--7305Z2	PIN, STEPPED	2		
33 - 28	LS66--6105Z8	SPRING, TORSION W/U-SHAPED END (LH)	1		



LM531\_034\_z02

Cat No.	Code No.	Part name	Qty	Remark	SN of application
34a- 1	750101-156-A	OWNERS OPERATING MANUAL, LM531	1		
34a- 2	750101-156-B	PARTS CATALOG, LM531	1	Available for sale	10041-
34 - 3	PF1G398-8911-3	OWNERS OPERATING MANUAL FOR ENGINE	1		
34 - 4	LM531--1001Z0	LABEL, QR CODE LM531	1		10041-

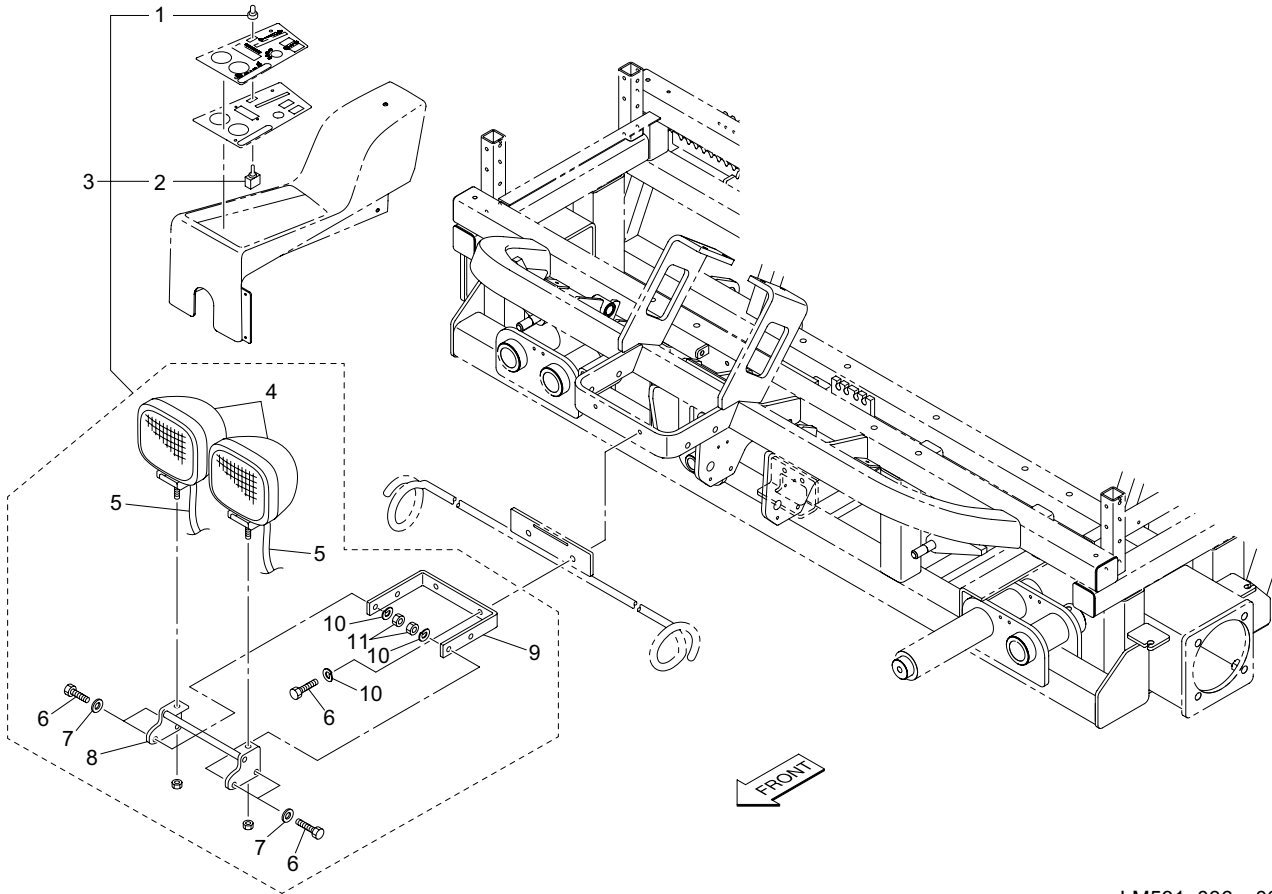


LM531\_035\_a00

Cat No.	Code No.	Part name	Qty	Remark	SN of application
35a- 1					
35a- 2	K9120000060	ROOF AND FRAME ASSY	1	Option	
35 - 3	K0200080002	WASHER, SPRING M8	14		
35 - 4	K1900000130	RUBBER, FOR ROOF	6		
35 - 5	K0000080202	BOLT, M8-20	10		
35 - 6	K5012308352	WASHER, SPCC 2.3-8-35	6		
35 - 7	K9120000030	ROOF ASSY	1		
35 - 8	K190000011D	SUPPORT, HOOD	2		
35 - 9	K1900000080	ROOF	1		
35 - 10	K0100080002	NUT, M8	10		
35 - 11	K190000009D	ARCH, A	1		
35 - 12	K1900000120	SPONGE, URETHANE 20-20840	2		
35 - 13	K190000010D	ARCH, B	1		
35 - 14	K0200100002	WASHER, SPRING M10	8		
35 - 15	K0000100202	BOLT, M10-20	4		
35 - 16	K9120000050	BRACKET SET, FOR AWNING FRAME	1		
35 - 17	K520500040D	PLATE, FOR FIXING ROOF	2		
35 - 18	K0100100002	NUT, M10	4		
35 - 19	K5000100002	WASHER, M10	4		
35 - 20	K0000101002	BOLT, M10-100	4		
35 - 21	K4130000020	NET, PROTECTION 550*1375 S	1		
35 - 22	K5000080002	WASHER, M8	4		
35 - 23	K4140000020	ROPE, 2-6700S	2		
35 - 24	LM285--1705A0	NET ASSY, BALL PROOF	1	Option	
35 - 25	K789900120D	FRAME, FOR BALL PROOF NET	1		
35 - 26	K0000080152	BOLT, M8-15	4		
35 - 27	K1900000140	ROOF ASSY	1		

### 36. Light section

LM531



LM531\_036\_z00

Cat No.	Code No.	Part name	Qty	Remark	SN of application
36 - 1	K4031000300	RUBBER, CAP WD1911	1		
36 - 2	K3662000060	SWITCH, TOGGLE ST115AT	1		
36a- 3	LM2400-1101Z0	LIGHT PART ASSY	1		
36 - 4	K3640000070	LAMP, WORKING WL-B220A	2		
36 - 5	K3194001000	TUBE, CORRUGATED 7-100	2		
36 - 6	K0000080252	BOLT, M8-25	6		
36 - 7	K5000080002	WASHER, M8	4		
36 - 8	LM2700-1701ZD	BRACKET, LAMP	1		
36 - 9	LM2400-1102ZD	STAY, LIGHT	1		
36 - 10	K0200080002	WASHER, SPRING M8	6		
36 - 11	K0100080002	NUT, M8	4		

# MEMO

**BARONESS**<sup>®</sup>  
Quality on Demand

 **KYOEISHA CO., LTD.**  
Head Office 1-26, Miyuki-cho, Toyokawa-city, Tel :+81-533-84-1390  
Aichi-pref, 442-8530 JAPAN Fax :+81-533-84-1220