


LM351

3-Unit Surround & Trim Mower

Parts catalog



BARONESS[®]
Quality on Demand

Serial No. LM351 : 10001-

Ver.1.0

Greetings

Thank you for purchasing Baroness product.

This brochure contains the information needed for ordering BARONESS parts.

Search the number indicating the figure of your desired part in the illustration area, and find the same number from among the latter parts of the hyphenated Cat Nos. in the listing area to obtain the individual Code No.

Notes

1) For inquiries of parts

Inform us of the model and the serial number of your machine or attachment.

The model and the serial number are indicated on the serial number plate of your machine or attachment.

* Consult the Owner's Operating Manual for the position where the serial number plate is affixed.

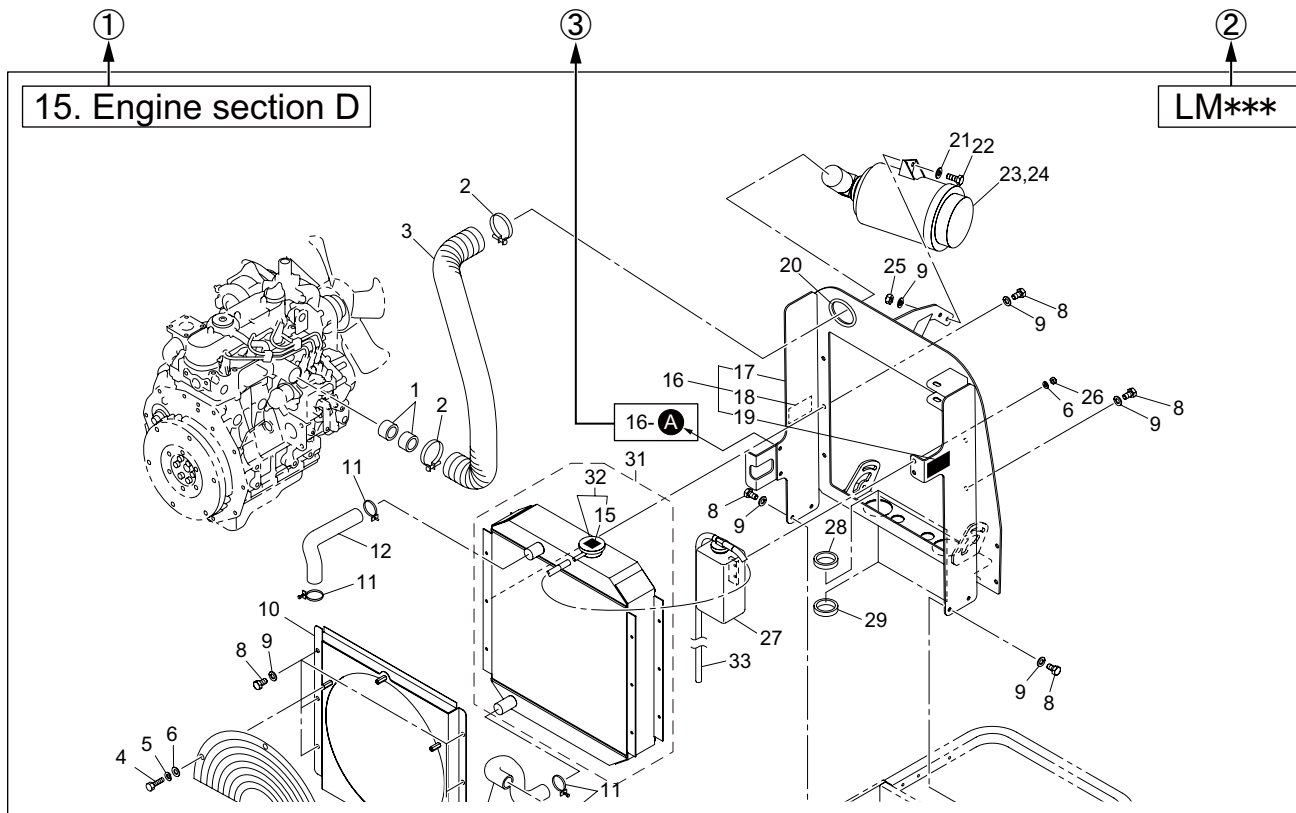
2) For ordering parts

- Inform us of the Code No., Part name and order quantity.
- We do not accept returns unless our company is responsible for the issue.
- Use genuine Baroness parts and accessories. The Baroness product warranty may not apply if parts or accessories from other companies are used.

3) The information described in this brochure is subject to change without prior notice.

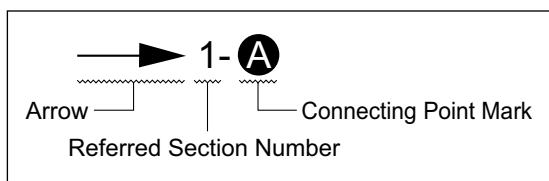
Description of the content of Parts catalog

1) Illustration area



- ① Section No. /Section name
- ② Model
- ③ Indication of the connecting point

The following indication shows the connecting point of the part shown on the other page.



- 1- **A** :
Refer to the point **A** in the illustration of the section No.1
- 2- **B** :
Refer to the point **B** in the illustration of the section No.2

Note :

The figures of assembled components or isolated parts do not always show their accurate shapes. The figures are supposed to be used for obtaining the correct code numbers.

2) Listing area

Cat No.	Code No.	Part name	Qty			Remark	SN of application
1 - 1	K0000080152	BOLT, M8-15	2	2	2		
1 - 2	K0185160002	NUT, LEFT-HANDED P1.5 M16-3	2	2	2		
1 - 3	K3650000100	HOUR METER, HH2AS	1	1	1		10001-10023
1a- 3	K3650000130	HOUR METER, 636DC	1	1	1		10024-
1 - 4	K0100060002	NUT, M6	2	2	2		
1 - 5	K0003080702	BOLT, M8-70	1	1	1		
1 - 7	K0830000020	OIL SEAL, 254210	2	2	2		

① Cat No. or Catalog No.

Find the same number as the number indicating the figure of your desired part in the illustration area from among the latter parts of the hyphenated Cat Nos. to obtain the individual Code No.

② Code No.

Identification code of an individual part

③ Part name

④ Qty

Quantity needed per Cat No.

⑤ Model

When the quantity differs by models, the models are indicated.

⑥ Remark

Specification or description, etc. of the part may be indicated.


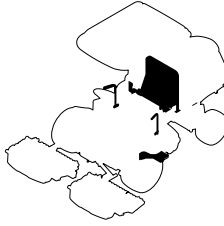
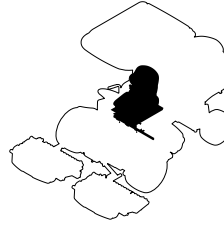
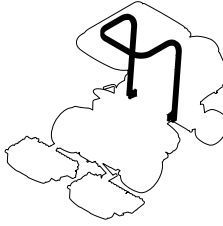

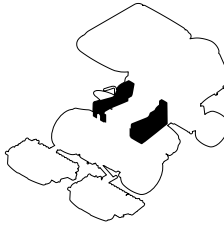

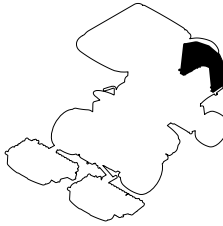
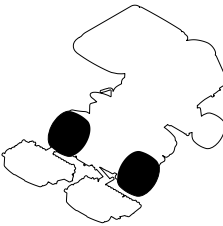
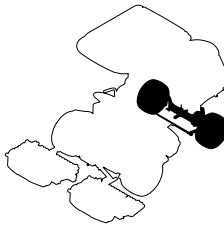
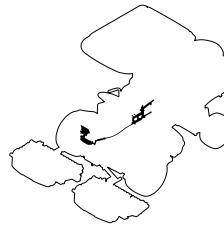
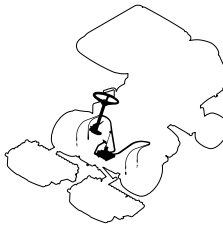

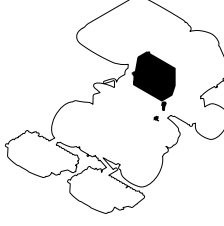
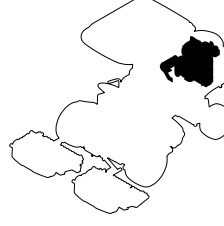
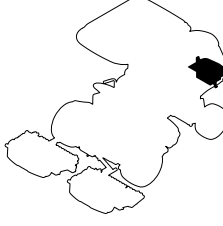

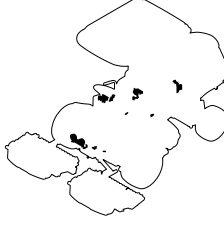
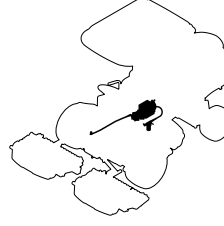
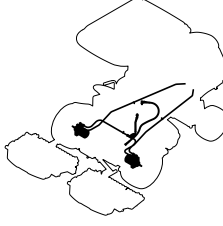
⑦ SN of application

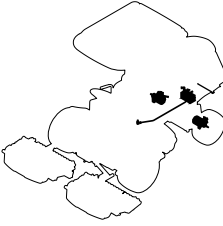

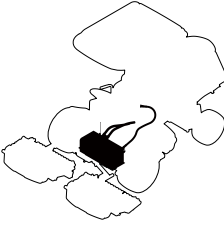
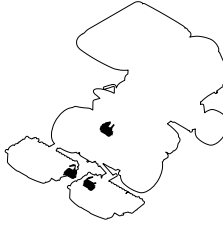
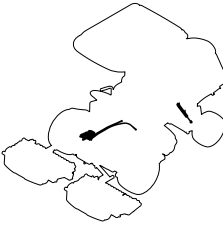

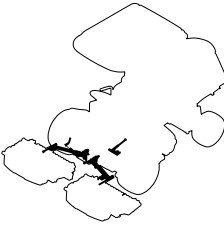
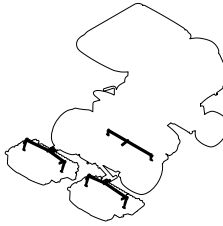

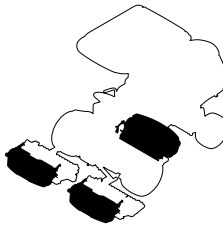
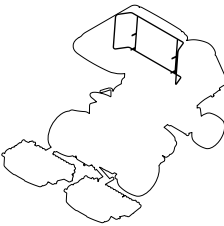
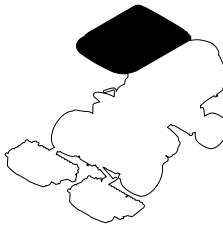
In case of part alteration, the serial number ranges of machines to which the alteration is applied will be indicated.

3) Indication in case of part alteration

- When a new part and an old one are interchangeable with each other, indication of the old part code No. is discontinued and the new part code No. is solely indicated.
- When a new part and an old one are not interchangeable, the serial number ranges of both machines where the new part is used and those where the old one is used are indicated in the SN of application column.
- When a part is newly added, the serial number range of machines where the part is used is indicated in the SN of application column.
- When a part was previously used but the part is not used in the machine any longer, the serial number range of machines where the part was used is indicated in the SN of application column.

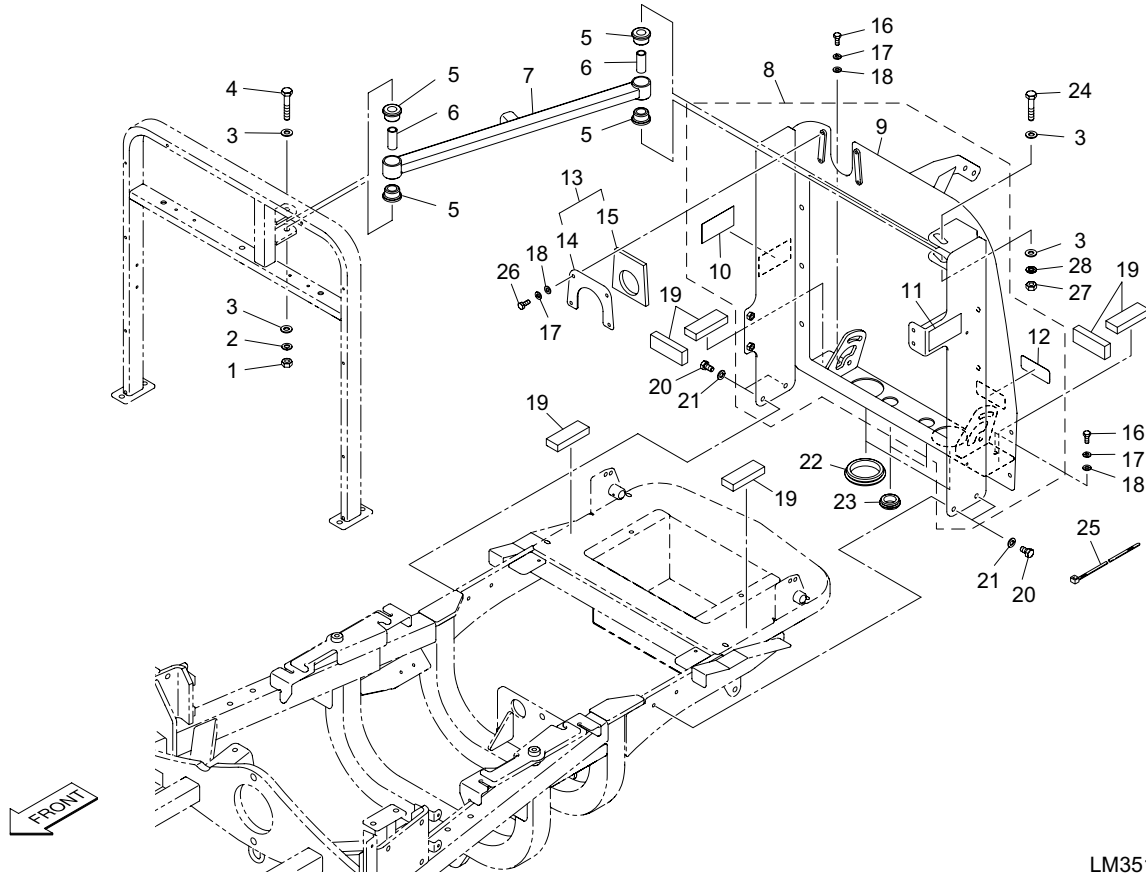
Contents

<p>1. Frame section A.....1</p> 	<p>2. Frame section B2</p> 	<p>3. Frame section C3</p> 	<p>4. ROPS section4</p> 
<p>5. Cover section A.....5</p> 	<p>6. Cover section B7</p> 	<p>7. Cover section C8</p> 	<p>8. Cover section D9</p> 
<p>9. Front wheel section10</p> 	<p>10. Rear wheel section11</p> 	<p>11. Operation section A.....13</p> 	<p>12. Operation section B15</p> 
<p>13. Engine section A (Engine)17</p> 	<p>14. Engine section B (Fuel tank)19</p> 	<p>15. Engine section C (Muffler / Air cleaner / Radiator) 21</p> 	<p>16. Engine section D (Battery).....23</p> 
<p>17. Electrical section A.....24</p> 	<p>18. Electrical section B26</p> 	<p>19. Hydraulic section A (Gear pump / Piston pump)28</p> 	<p>20. Hydraulic section B (Front wheel motor)30</p> 

<p>21. Hydraulic section C (Rear wheel motor)..... 31</p> 	<p>22. Hydraulic section D (Mower cylinder).....32</p> 	<p>23. Hydraulic section E (Hydraulic tank)34</p> 	<p>24. Hydraulic section F (Gear motor).....36</p> 
<p>25. Hydraulic section G (Orbitrol)37</p> 	<p>26. Hydraulic section H (Valve / Oil cooler)38</p> 	<p>27. Lift arm section40</p> 	<p>28. Mower arm section42</p> 
<p>29. Accessories43</p> 	<p>30. Grass catcher section....44</p> 	<p>31. Ball proof net section46</p> 	<p>32. Roof section.....47</p> 

1. Frame section A

LM351

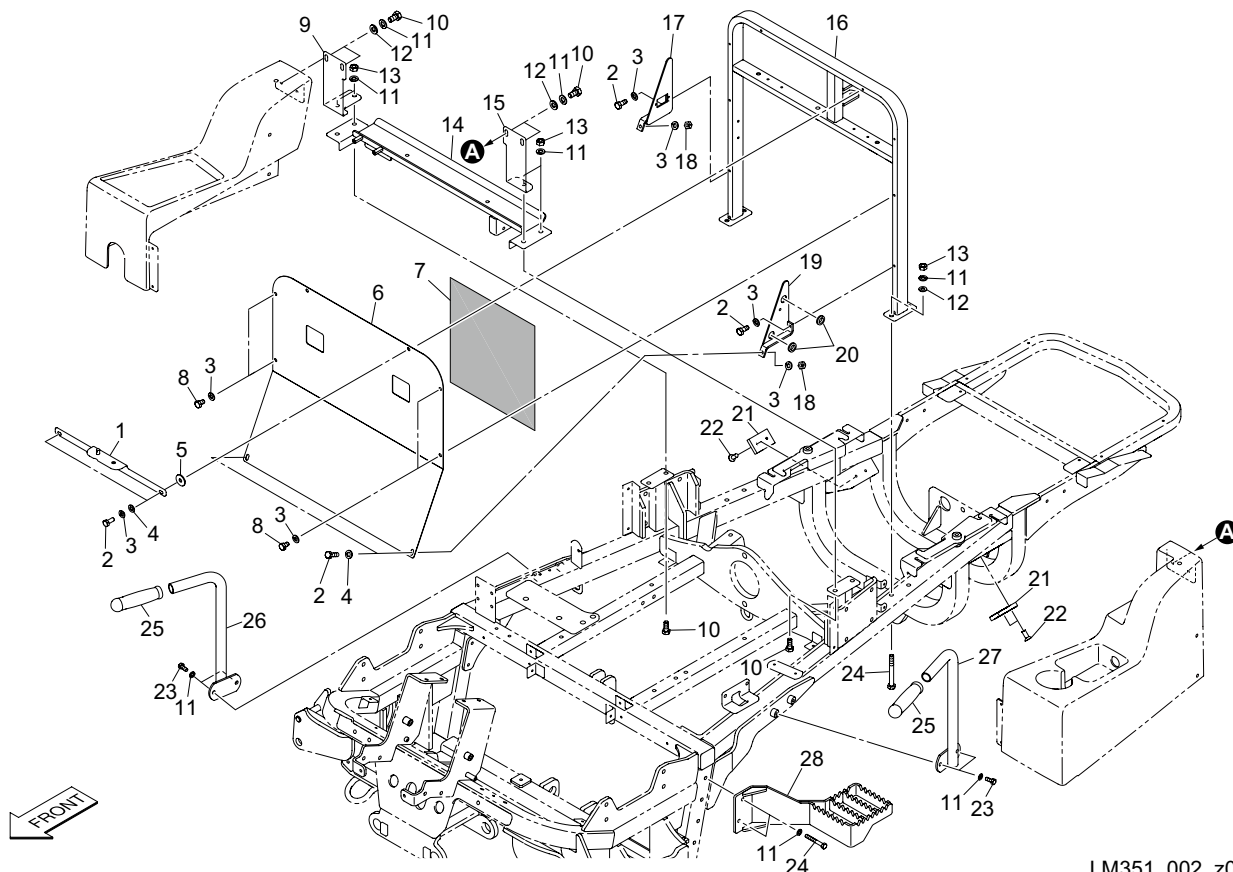


LM351_001_z00

Cat No.	Code No.	Part name	Qty	Remark	SN of application
1-1	K0100100002	NUT, M10	1		
1-2	K0200100002	WASHER, SPRING M10	1		
1-3	K5000100002	WASHER, M10	4		
1-4	K0010100702	BOLT, HT M10-70	1		
1-5	K4031000050	RUBBER, ROUND FOR HANDLE 35	4		
1-6	K6211000022	COLLAR, M12-17.3-40	2		
1-7	LM351--0614ZD	BAR, SUPPORTING	1		
1-8	LM351--0615Z0	BRACKET COMP, RADIATOR	1		
1-9	LM351--0616ZD	BRACKET, RADIATOR	1		
1-10	K4205001540	DECAL, CAUTION HOT PARTS	1		
1-11	K4205001530	DECAL, CAUTION ROTATING OBJECT	1		
1-12	K4205002390	LABEL, PROHIBITION OF HIGH PRESSURE WASHING	1		
1-13	LM351--0620Z0	PLATE COMP	1		
1-14	LM351--0617ZD	PLATE, MOUNTING ENCAPSULANT	1		
1-15	LM351--0618Z0	RUBBER PLATE	1		
1-16	K0000060152	BOLT, M6-15	2		
1-17	K0200060002	WASHER, SPRING M6	6		
1-18	K5000060002	WASHER, M6	6		
1-19	K4228000070	SPONGE, RUBBER 15-30-500	1	1 sheet for 6pcs.	
1-20	K0000080152	BOLT, M8-15	4		
1-21	K0200080002	WASHER, SPRING M8	4		
1-22	K0900300660	GROMMET, W/SEALING C30SG30A	2		
1-23	K0900300300	GROMMET, W/SEALING C30SG30A	2		
1-24	K0010100602	BOLT, HT M10-60	1		
1-25	K4241000130	BAND, PLASTIC TRCV-450W	2		
1-26	K0000060102	BOLT, M6-10	4		
1-27	K0102100002	NUT, M10-3	1		
1-28	K0210100002	SPRING, CONICAL DISC L M10	1		

2. Frame section B

LM351

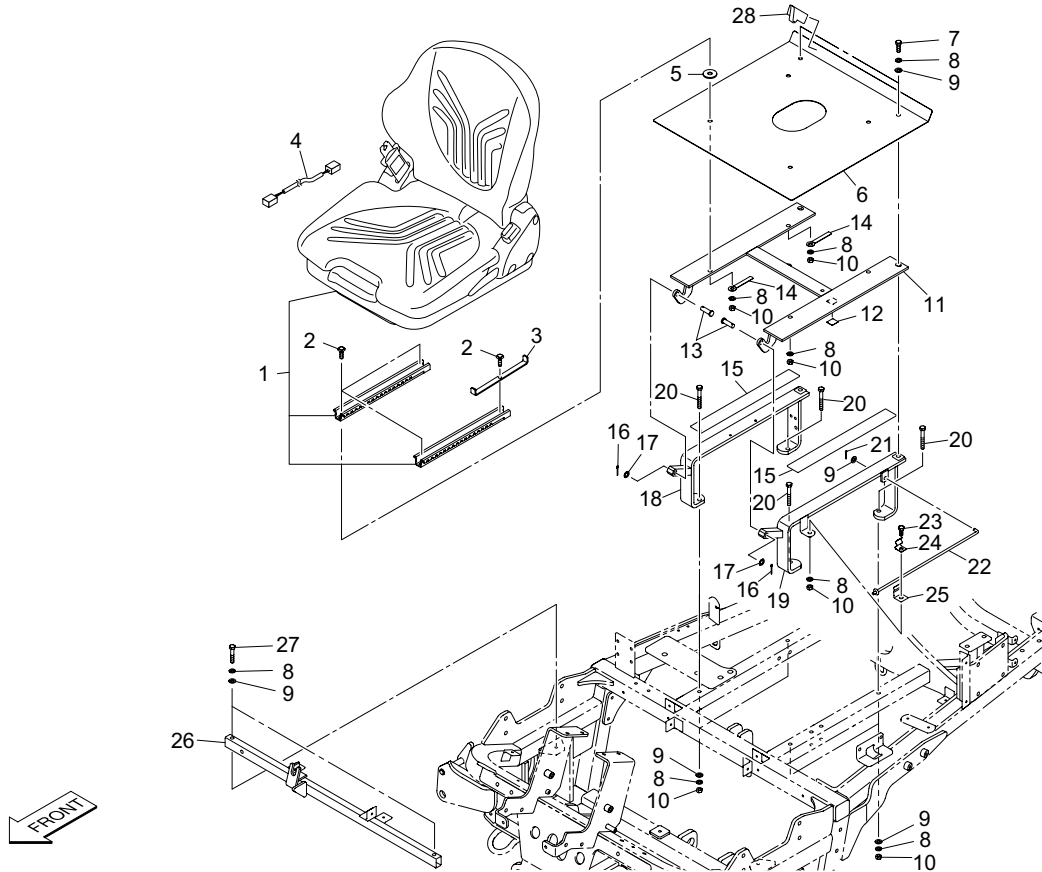


LM351_002_z00

Cat No.	Code No.	Part name	Qty	Remark	SN of application
2-1	LM351--0622AD	RECEIVER, HOOD	1		
2-2	K0000060152	BOLT, M6-15	6		
2-3	K0200060002	WASHER, SPRING M6	10		
2-4	K5000060002	WASHER, M6	4		
2-5	K5011606202	WASHER, SPCC 1.6-6-20	2		
2-6	LM531--0607ZD	PLATE, SHIELDING WIND	1		
2-7	LM318--0630Z0	INSULATOR, FUEL TANK	1		
2-8	K0000060102	BOLT, M6-10	4		
2-9	LM2400-0608ZD	RETAINER, COVER (RH)	1		
2-10	K0000080252	BOLT, M8-25	8		
2-11	K0200080002	WASHER, SPRING M8	25		
2-12	K5000080002	WASHER, M8	8		
2-13	K0100080002	NUT, M8	8		
2-14	LM351--0619ZD	SUPPORT, FUEL TANK	1		
2-15	LM2400-0611ZD	RETAINER, COVER (LH)	1		
2-16	LM531--0601AD	MOUNT, TANK	1		
2-17	LM531--0513ZD	PLATE, SHIELDING WIND FOR TANK (RH)	1		
2-18	K0100060002	NUT, M6	2		
2-19	LM531--0512ZD	PLATE, SHIELDING WIND FOR TANK (LH)	1		
2-20	K0910000100	GROMMET, C30NG79L	2		
2-21	K4033000380	STOPPER, URETHAN RUBBER	2		
2-22	K0041060152	SCREW, + FLAT HEAD M6-15	4		
2-23	K0000080202	BOLT, M8-20	4		
2-24	K0003080702	BOLT, M8-70	6		
2-25	K1300000020	GRIP, PLASTIC HANDLE 25.4	2		
2-26	LM285--0651ZD	HAND REST, (LH)	1		
2-27	LM285--0652ZD	HAND REST, (RH)	1		
2-28	LM351--0613ZD	STEP	1		

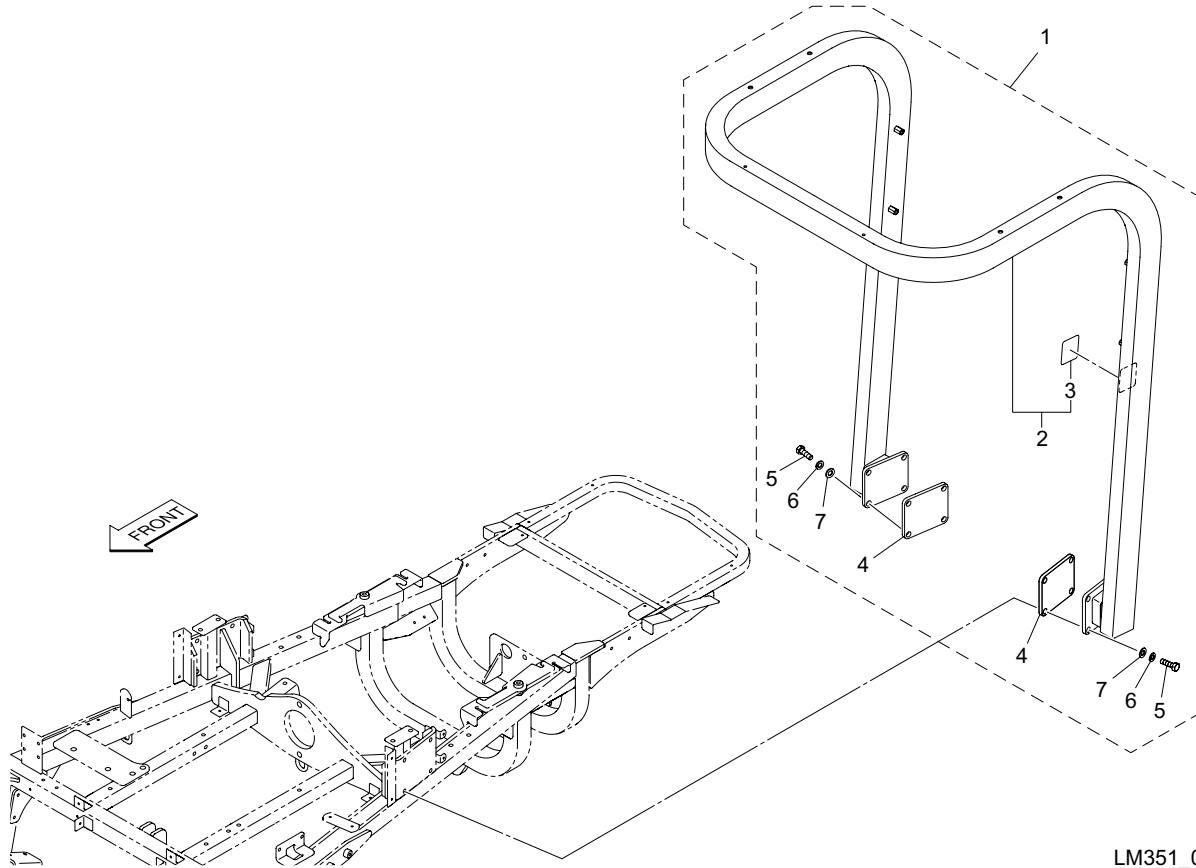
3. Frame section C

LM351



LM351_003_z00

Cat No.	Code No.	Part name	Qty	Remark	SN of application
3-1	K1700000370	SEAT, MSG65	1		
3-2	K0069000272	BOLT, SQ HEAD M8-25	4		
3-3	LM331--0811ZD	STOPPER, SEAT RAIL	1		
3-4	K3620001010	WIRING, SEAT SWITCH NO	1		
3-5	K5012308262	WASHER, SPCC 2.3-8-26	4		
3-6	LM285--0959ZD	COVER, UNDER SEAT	1		
3-7	K0000080252	BOLT, M8-25	2		
3-8	K0200080002	WASHER, SPRING M8	13		
3-9	K5000080002	WASHER, M8	9		
3-10	K0100080002	NUT, M8	9		
3-11	LM282--0646AD	PLATE, FOR MOUNTING SEAT	1		
3-12	K4209001180	DECAL, ARROW POINT	1		
3-13	K6030100322	PIN, FLAT HEAD M10-32	2		
3-14	K4281000020	CLAMP, HARNESS 8.5 80	2		
3-15	LM282--0606Z0	RUBBER, FOR SEAT BASE	2		
3-16	K0300025202	PIN, COTTER M2.5-20	2		
3-17	K5011010162	WASHER, SPCC 1-10-16	2		
3-18	LM282--0605ED	MOUNT, SEAT (RH)	1		
3-19	LM282--0603CD	MOUNT, SEAT (LH)	1		
3-20	K0000080602	BOLT, M8-60	4		
3-21	K0300016122	PIN, COTTER M1.6-12	1		
3-22	MS400--0521Z2	STAND	1		
3-23	K0000080202	BOLT, M8-20	1		
3-24	K1090000108	SPRING, RECEIVING ROD B	1		
3-25	K5270002052	RECEIVER, ROD A	1		
3-26	LM351--0612ZD	PIPE, UNDER FLOOR	1		
3-27	K0000080502	BOLT, M8-50	2		
3-28	K4251000010	LATCH, WIRE S15	1		

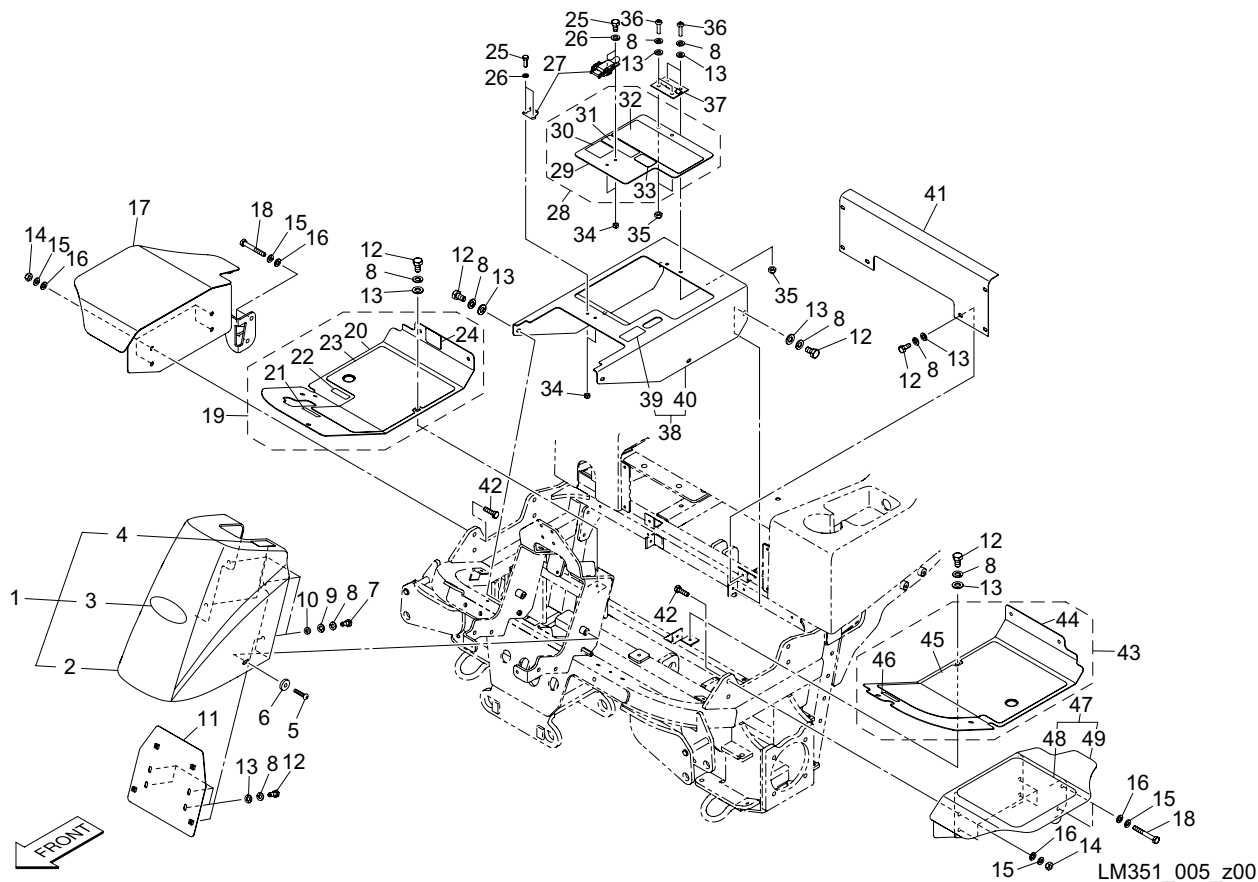


LM351_004_z00

Cat No.	Code No.	Part name	Qty	Remark	SN of application
4-1	LM283--1602B0	ROPS ASSY, 2 POSTS	1		
4-2	K9310000040	ROPS, 2 POSTS W/ MARK	1		
4-3	K4205001710	DECAL, CAUTION ROPS	1		
4-4	K640000011D	SPACER	2		
4-5	K0010120402	BOLT, HT M12-40	8		
4-6	K0200120002	WASHER, SPRING M12	8		
4-7	K5000120002	WASHER, M12	8		

5. Cover section A

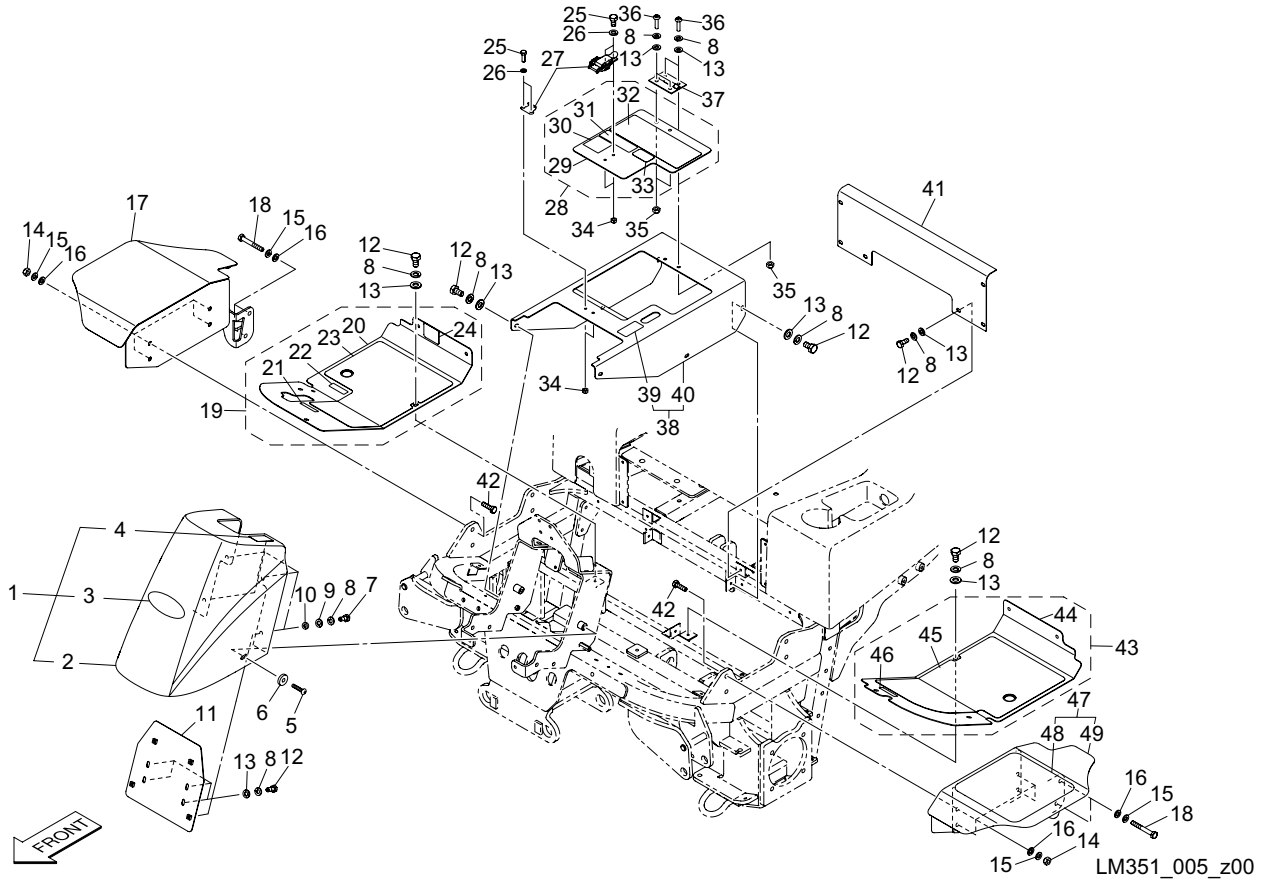
LM351



Cat No.	Code No.	Part name	Qty	Remark	SN of application
5-1	LM351--0905Z0	COVER COMP, FRONT	1		
5-2	LM351--0906Z0	COVER, FRONT	1		
5-3	K4201000570	STICKER, BARONESS	1		
5-4	K4203001560	DECAL, TILT STEERING	1		
5-5	K0045080302	SCREW, + TRUSS HEAD M8-30	2		
5-6	K4031000070	RUBBER, VIBRATION PROOF 5-825	2		
5-7	K0000060202	BOLT, M6-20	4		
5-8	K0200060002	WASHER, SPRING M6	34		
5-9	K5011606202	WASHER, SPCC 1.6-6-20	4		
5-10	K4030306200	RUBBER, WASHER 3-6.5-20	4		
5-11	LM351--0907ZD	PANEL, FRONT COVER REAR	1		
5-12	K0000060152	BOLT, M6-15	26		
5-13	K5000060002	WASHER, M6	30		
5-14	K0100080002	NUT, M8	8		
5-15	K0200080002	WASHER, SPRING M8	12		
5-16	K5000080002	WASHER, M8	12		
5-17	LM351--0917ZR	FENDER, (RH)	1		
5-18	K0000080702	BOLT, M8-70	4		
5-19	LM351--0920Z0	PANEL COMP, FLOOR (RH)	1		
5-20	LM351--0914ZD	PANEL, FLOOR (RH)	1		
5-21	K4203001430	DECAL, FORWARD	1		
5-22	K4203001440	DECAL, BACKWARD	1		
5-23	LM351--0915Z0	SEAT, STEP (RH)	1		
5-24	K4203001290	DECAL, STOP VALVE OPERATION	1		
5-25	K0000050152	BOLT, M5-15	4		
5-26	K0200050002	WASHER, SPRING M5	4		
5-27	K1521000120	CLIP, CATCH	1		
5-28	LM351--0910Z0	CAP COMP, TANK	1		
5-29	LM351--0911ZD	CAP, TANK	1		
5-30	K4205001330	DECAL, CAUTION NOISE	1		

5. Cover section A

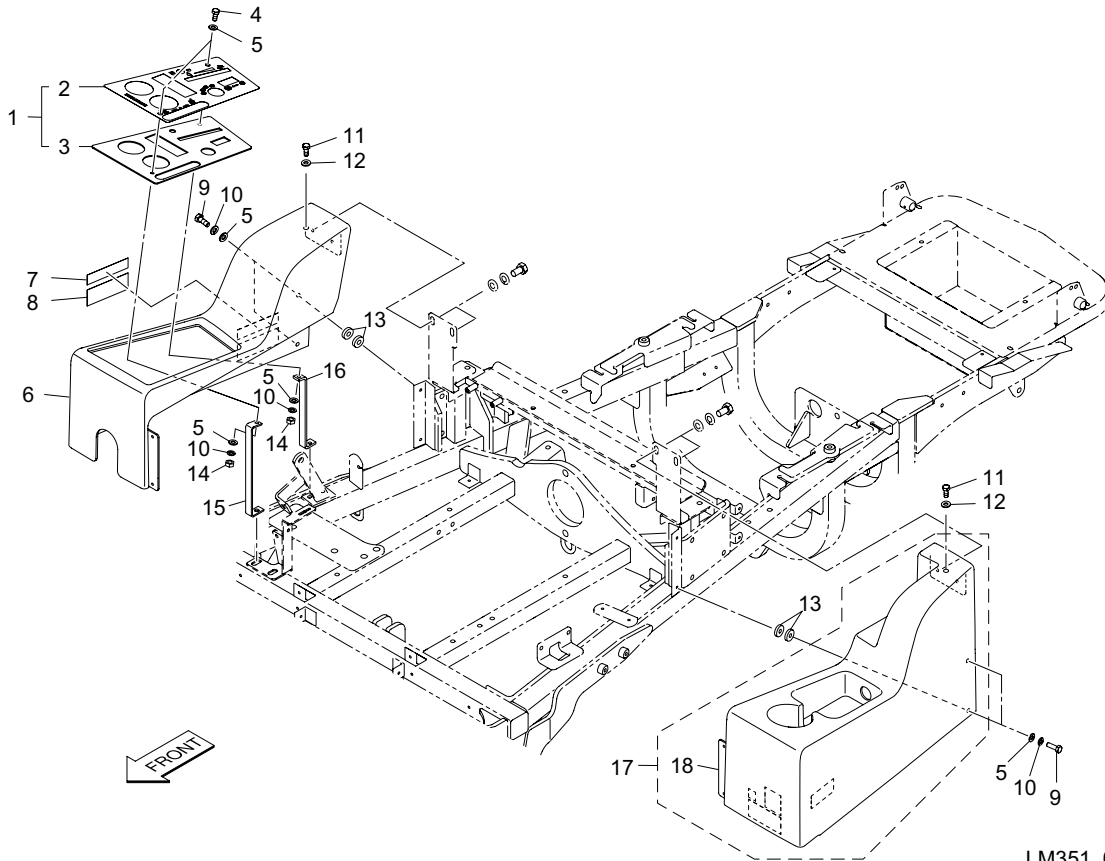
LM351



Cat No.	Code No.	Part name	Qty	Remark	SN of application
5-31	K4209001340	DECAL, CAUTION "DO NOT STEP"	1		
5-32	LM2400-0918Z0	STICKER, OPERATION 2	1		
5-33	K4209000980	DECAL, HYDRAULIC OIL	1		
5-34	K0100050002	NUT, M5	4		
5-35	K0100060002	NUT, M6	4		
5-36	K0042060152	SCREW, + ROUND HEAD M6-15	4		
5-37	K4520000240	HINGE, HOLED SUS 7-5075	1		
5-38	LM351--0929Z0	COVER COMP, CENTER	1		
5-39	K4203001340	DECAL, PARKING BRAKE	1		
5-40	LM351--0909ZD	COVER, CENTER	1		
5-41	LM351--0908ZD	COVER, UNDER SEAT FRON	1		
5-42	K0000080302	BOLT, M8-30	8		
5-43	LM351--0919Z0	PANEL COMP, FLOOR (LH)	1		
5-44	LM351--0912ZD	PANEL, FLOOR (LH)	1		
5-45	LM351--0913Z0	SEAT, STEP (LH)	1		
5-46	K4203001450	DECAL, BRAKE	1		
5-47	LM351--0918Z0	FENDER COMP, (LH)	1		
5-48	FS1500-0128Z0	SHEET, NONSKID FOR STEP	1		
5-49	LM351--0916ZR	FENDER, (LH)	1		

6. Cover section B

LM351

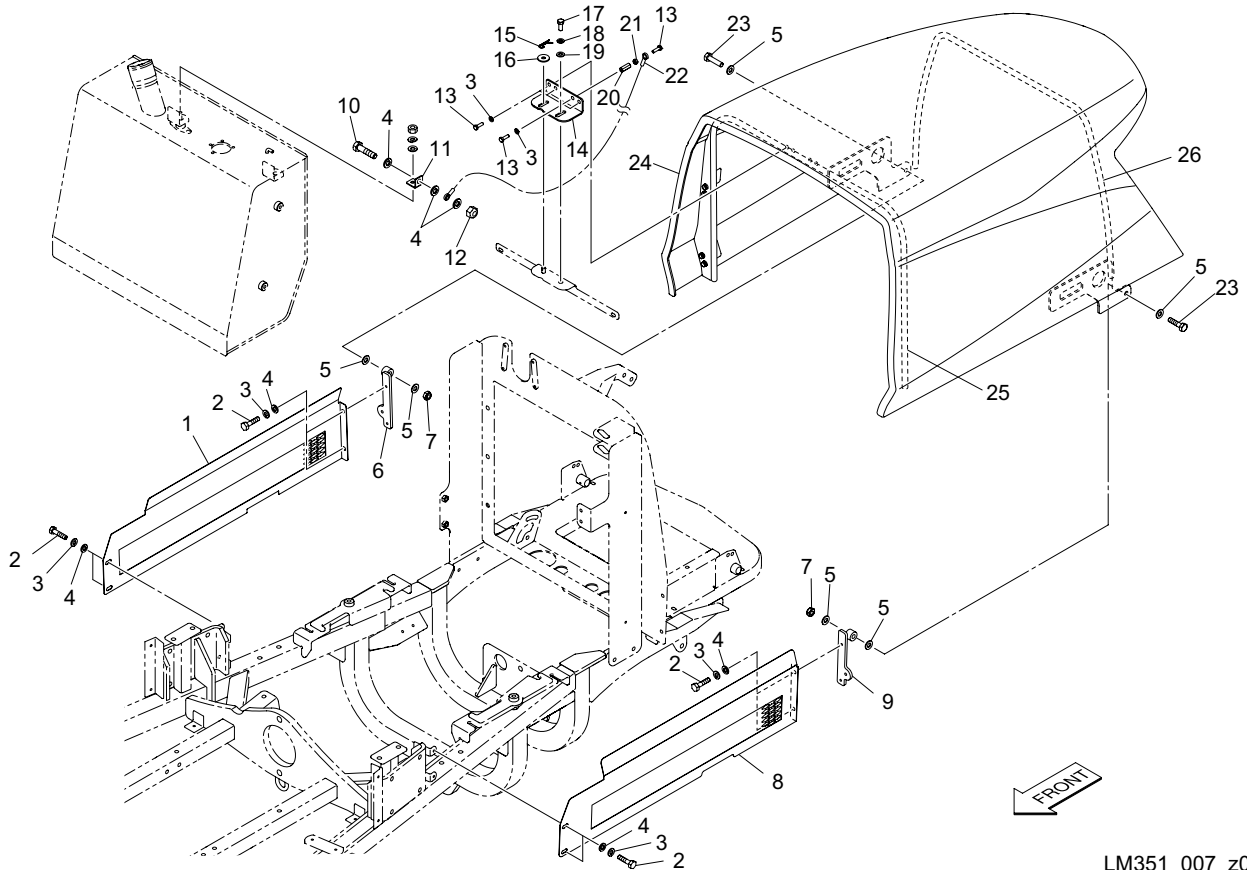


LM351_006_z00

Cat No.	Code No.	Part name	Qty	Remark	SN of application
6-1	LM351--0923Z0	PANEL COMP, OPERATION	1		
6-2	LM351--0924Z0	LABEL, OPERATION	1		
6-3	LM2400-0919CD	PANEL, OPERATION	1		
6-4	K0000060152	BOLT, M6-15	2		
6-5	K5000060002	WASHER, M6	6		
6-6	LM2400-0966B0	COVER COMP, SIDE (RH)	1		
6-7	K4205002200	DECAL, WARNING SPARK ARRESTER	1	for the State of CA. USA	
6-8	K4205002140	LABEL, WARNING CA P65 FOR RIDING MOWER	1	for the State of CA. USA	
6-9	K0000060252	BOLT, M6-25	4		
6-10	K0200060002	WASHER, SPRING M6	6		
6-11	K0000080152	BOLT, M8-15	2		
6-12	K4030208180	RUBBER, WASHER 818	2		
6-13	K4031000340	RUBBER, VIBRATION PROOF 5-CR824	8		
6-14	K0100060002	NUT, M6	2		
6-15	LM2400-0614ZD	STAY, PANEL (FRONT)	1		
6-16	LM2400-0613ZD	STAY, PANEL (REAR)	1		
6-17	LM351--0927Z0	COVER COMP, SIDE WITH LABEL	1		
6-18	LM531--0918Z0	COVER, SIDE (LH)	1		

7. Cover section C

LM351

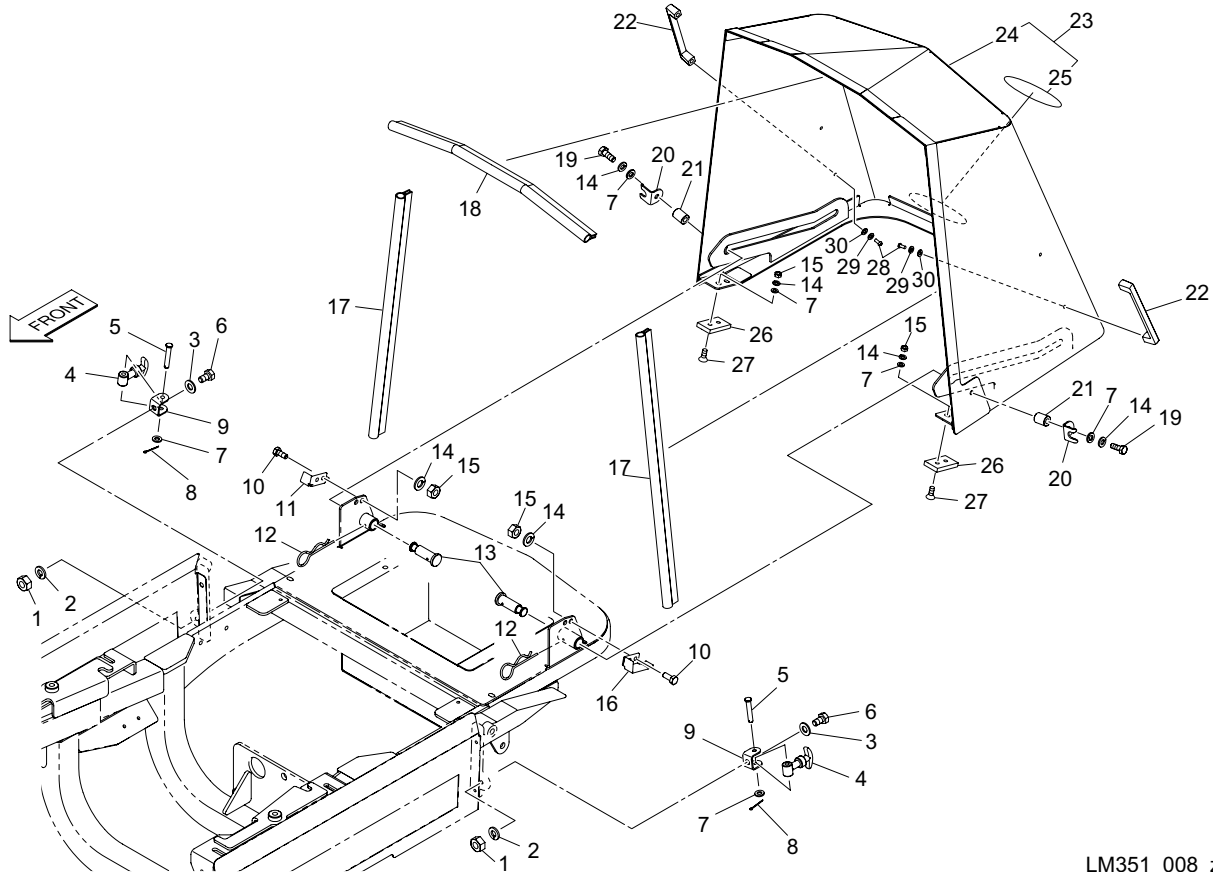


LM351_007_z00

Cat No.	Code No.	Part name	Qty	Remark	SN of application
7-1	LM2400-0928AD	COVER, SIDE (RH)	1		
7-2	K0000060152	BOLT, M6-15	8		
7-3	K0200060002	WASHER, SPRING M6	12		
7-4	K5000060002	WASHER, M6	11		
7-5	K5000100002	WASHER, M10	6		
7-6	LM532--0913ZD	FULCRUM, HOOD (RH)	1		
7-7	K0144100002	NUT, W/F-RING M10	2		
7-8	LM2400-0927AD	COVER, SIDE (LH)	1		
7-9	LM532--0912ZD	FULCRUM, HOOD (LH)	1		
7-10	K0000060402	BOLT, M6-40	1		
7-11	LM2400-0937Z2	RECEIVER, WIRING	1		
7-12	K0144060002	NUT, W/F-RING M6	1		
7-13	K0000060202	BOLT, M6-20	5		
7-14	LM351--0934ZD	STAY, HOOD	1		
7-15	K0330800008	PIN, SNAP M8	1		
7-16	K5012308262	WASHER, SPCC 2.3-8-26	1		
7-17	K0000080202	BOLT, M8-20	1		
7-18	K0200080002	WASHER, SPRING M8	1		
7-19	K5000080002	WASHER, M8	1		
7-20	K0149060252	NUT, HIGH M6-10- 25	1		
7-21	K0100060002	NUT, M6	1		
7-22	K1170092000	CABLE, 920	1		
7-23	K0000100402	BOLT, M10-40	2		
7-24	LM531--0904Z0	HOOD COMP	1		
7-25	K3198314500	TRIM, SEAL 6100-32C-1450	1		
7-26	K3198212600	TRIM, SEAL 4100-32A-1260	1		

8. Cover section D

LM351

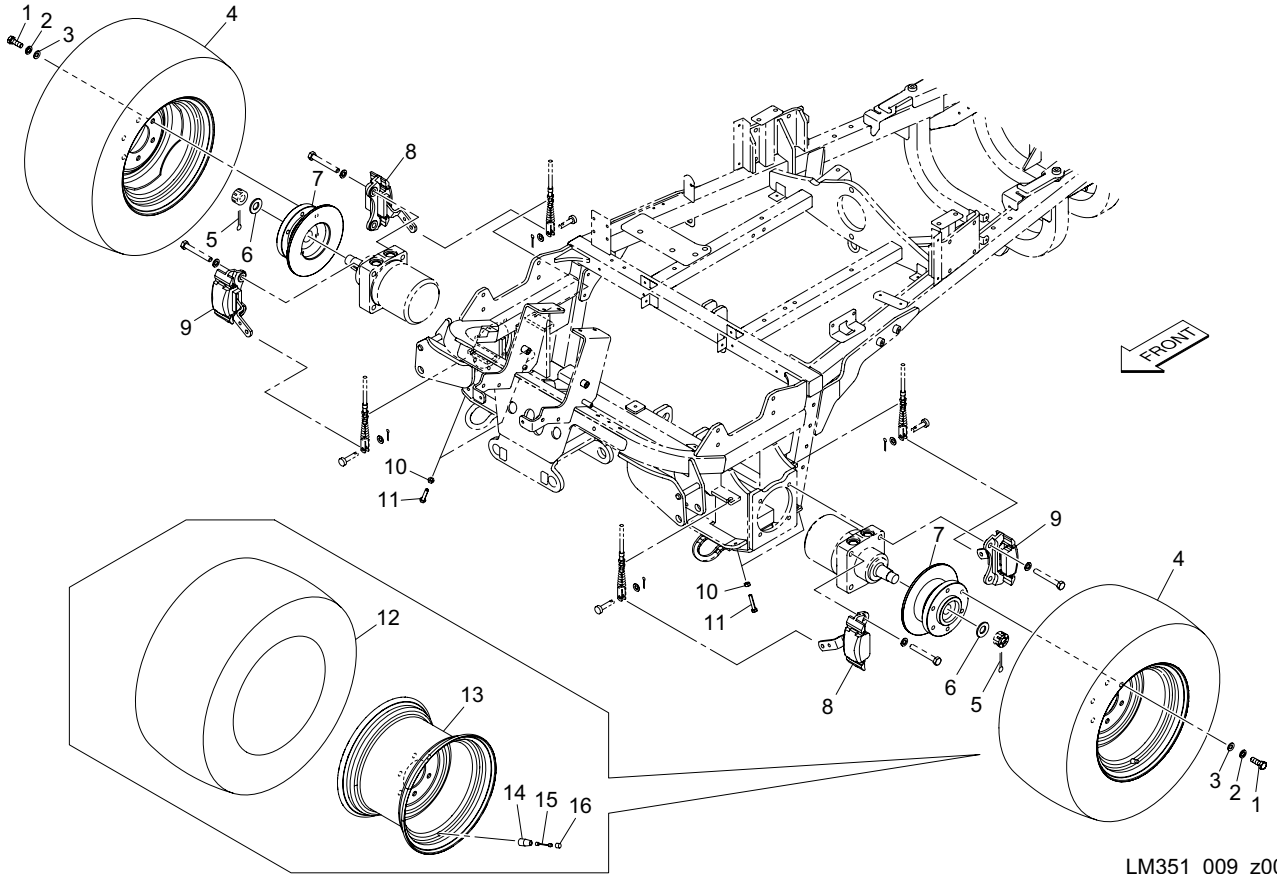


LM351_008_z00

Cat No.	Code No.	Part name	Qty	Remark	SN of application
8-1	K0100080002	NUT, M8	2		
8-2	K0200080002	WASHER, SPRING M8	2		
8-3	K5000080002	WASHER, M8	2		
8-4	K1520000090	HOOK, RUBBER SMALL	2		
8-5	K6030060352	PIN, FLAT HEAD M6-35	2		
8-6	K0000080152	BOLT, M8-15	2		
8-7	K5000060002	WASHER, M6	8		
8-8	K0300016202	PIN, COTTER M1.6-20	2		
8-9	K5200000102	CLAMPER, RUBBER HOOK	2		
8-10	K0000060152	BOLT, M6-15	4		
8-11	LM351--0922ZD	PLATE, BLOCKING RADIATOR COVER (RH)	1		
8-12	K0332200008	PIN, SNAP M22	2		
8-13	LM351--0904Z2	PIN, RADIATOR FRAME GUIDE	2		
8-14	K0200060002	WASHER, SPRING M6	10		
8-15	K0100060002	NUT, M6	8		
8-16	LM351--0921ZD	PLATE, BLOCKING RADIATOR COVER (LH)	1		
8-17	K3198305450	TRIM, SEAL 6100-32C-520	2		
8-18	K3198302250	TRIM, SEAL 6100-32C-460	1		
8-19	K0000060402	BOLT, M6-40	2		
8-20	K5270002352	RECEIVER, RUBBER HOOK	2		
8-21	K6212001582	COLLAR, STKM M8.5-17-22	2		
8-22	K1302000010	GRIP, A-165-3	2		
8-23	LM351--0901Z0	COVER COMP, RADIATOR	1		
8-24	LM351--0902ZD	COVER, RADIATOR	1		
8-25	LM351--0903Z0	LABEL, LM351	1		
8-26	LM526A-0107Z0	STOPPER	2		
8-27	K0041060202	SCREW, + FLAT HEAD M6-20	4		
8-28	K0042050102	SCREW, + ROUND HEAD M5-10	4		
8-29	K0200050002	WASHER, SPRING M5	4		
8-30	K5000050002	WASHER, M5	4		

9. Front wheel section

LM351

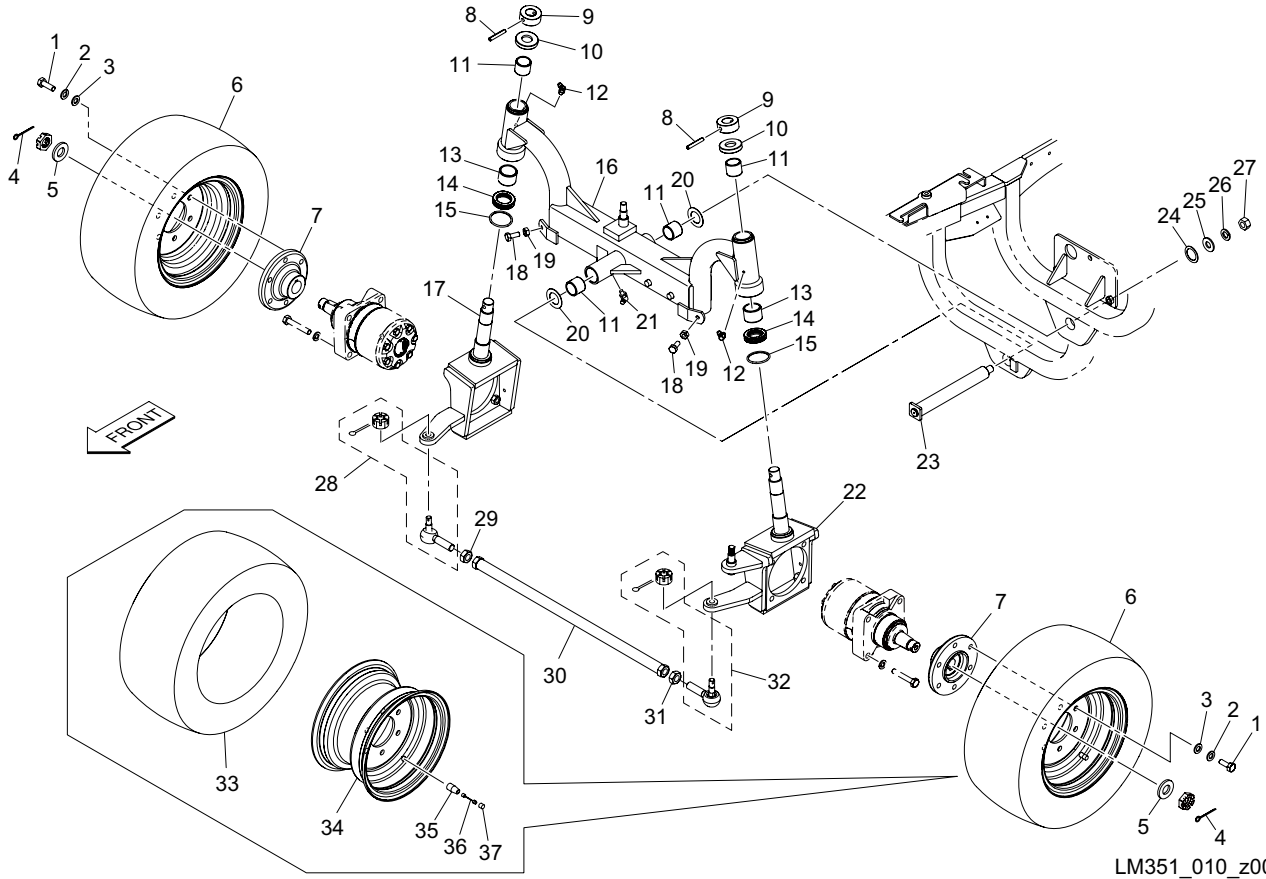


LM351_009_z00

Cat No.	Code No.	Part name	Qty	Remark	SN of application
9-1	K0011120352	BOLT, HT P1.5 M12-35	12		
9-2	K0200120002	WASHER, SPRING M12	12		
9-3	K5000120002	WASHER, M12	12		
9-4	K2040001130	TIRE ASSY, M40B 23*1050-12	2		
9-5	K0300040502	PIN, COTTER M4-50	2		
9-6	K0214240001	WASHER, DISK SPRING 2L M24	2		
9-7	LM351--0401ZD	MOUNT, WHEEL	2		
9-8	K1720000280	BRAKE, CALIPER M15 CW(P)	2		
9-9	K1720000290	BRAKE, CALIPER M15 CCW(P)	2		
9-10	K0100080002	NUT, M8	4		
9-11	K0000080502	BOLT, M8-50	4		
9-12	K2041000360	TIRE, M40B 23*1050-12	2		
9-13	K209000081D	WHEEL, 8.5JA*12WDC	2		
9-14	K2097000010	VALVE, RIM TR413	2		
9-15	K2092000020	CORE, VALVE NO.9000	2		
9-16	K2093000010	CAP, VALVE	2		

10. Rear wheel section

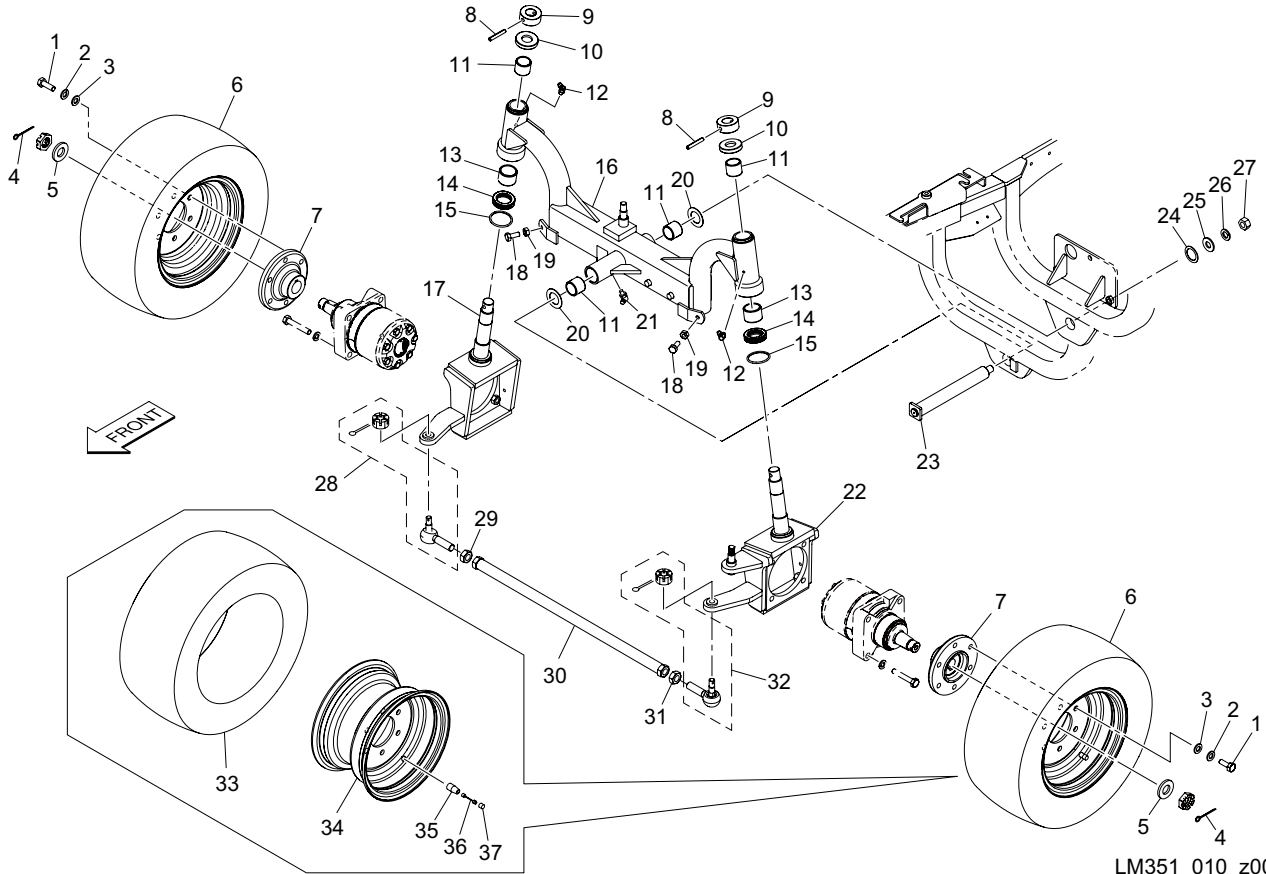
LM351



Cat No.	Code No.	Part name	Qty	Remark	SN of application
10-1	K0011120352	BOLT, HT P1.5 M12-35	12		
10-2	K0200120002	WASHER, SPRING M12	12		
10-3	K5000120002	WASHER, M12	12		
10-4	K0300040502	PIN, COTTER M4-50	2		
10-5	K5011025452	WASHER, SPCC 1-25.4-45.5	2		
10-6	K2040001100	TIRE ASSY, K500-18*8.5-10 ASSY	2		
10-7	GM1500A0240AD	MOUNT, FRONT WHEEL 90	2		
10-8	K0320080501	PIN, SPRING M8-50	2		
10-9	K6213000113	COLLAR, W/HOLE M25-50-20	2		
10-10	K6204000383	LID	2		
10-11	K6000000080	BUSH, COPPER 30-36-30	4		
10-12	K1440000020	GREASE NIPPLE, 90 TYPE C	2		
10-13	K6000000420	BUSH, 35-42-30	2		
10-14	K0640511070	BEARING, BALL THRUST 51107	2		
10-15	K0880048000	O-RING, P48	2		
10-16	LM351--0301ZD	PIVOT	1		
10-17	LM351--0303ZD	KING PIN, (RH)	1		
10-18	K0000100252	BOLT, M10-25	2		
10-19	K0100100002	NUT, M10	2		
10-20	K5051030500	WASHER, C5191P 1-30-50	2		
10-21	K1440000030	GREASE NIPPLE, 67.5 TYPE B	1		
10-22	LM351--0302ZD	KING PIN, (LH)	1		
10-23	K7147000198	PIN, FOR PIVOT	1		
10-24	K5051030420	WASHER, C5191P 1-30-42	0-1	for adjustment	
10-25	K5073216352	WASHER, SPHC 3.2-16-35	1		
10-26	K0200160002	WASHER, SPRING M16	1		
10-27	K0100160002	NUT, M16	1		
10-28	K1610000020	END ASSY, TIE-ROD MALE (RH)	1		
10-29	K0160000192	NUT, SPECIAL P1.5 M17	1		
10-30	LM2700-0304ZD	ROD, TIE	1		

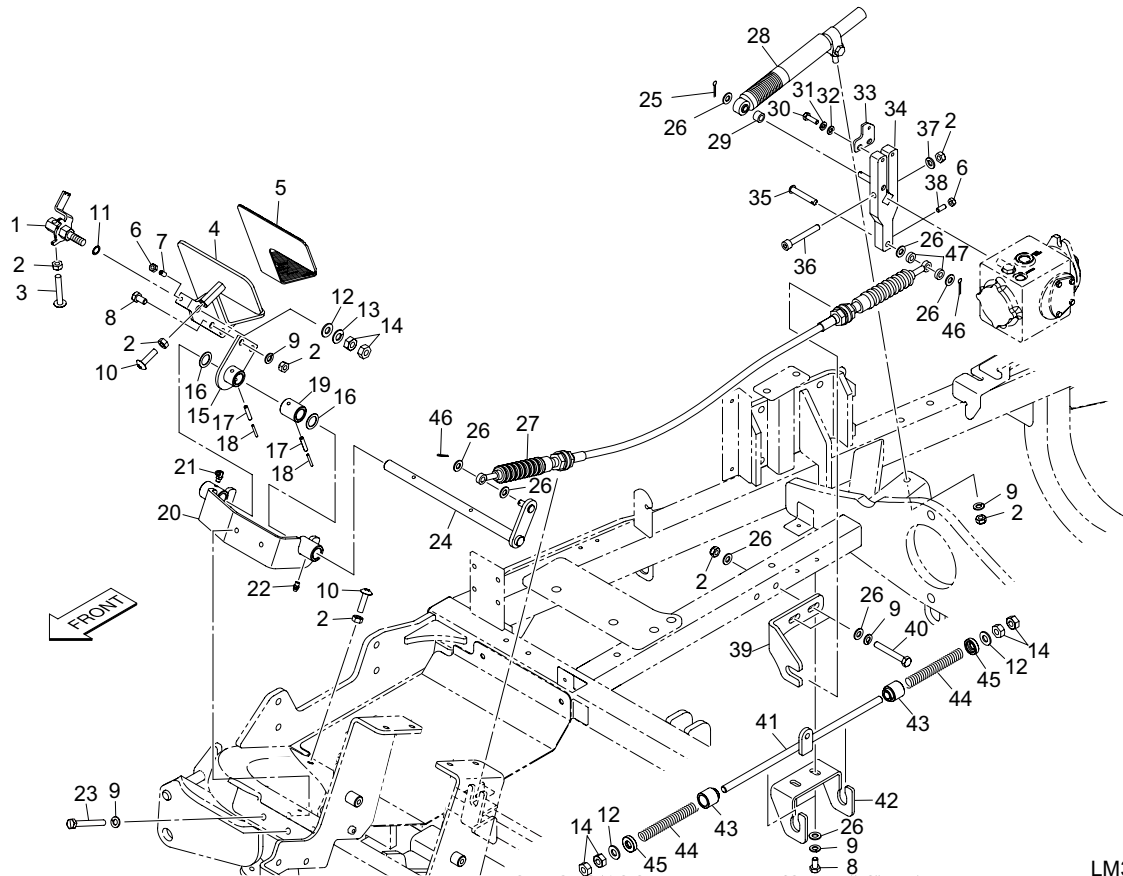
10. Rear wheel section

LM351



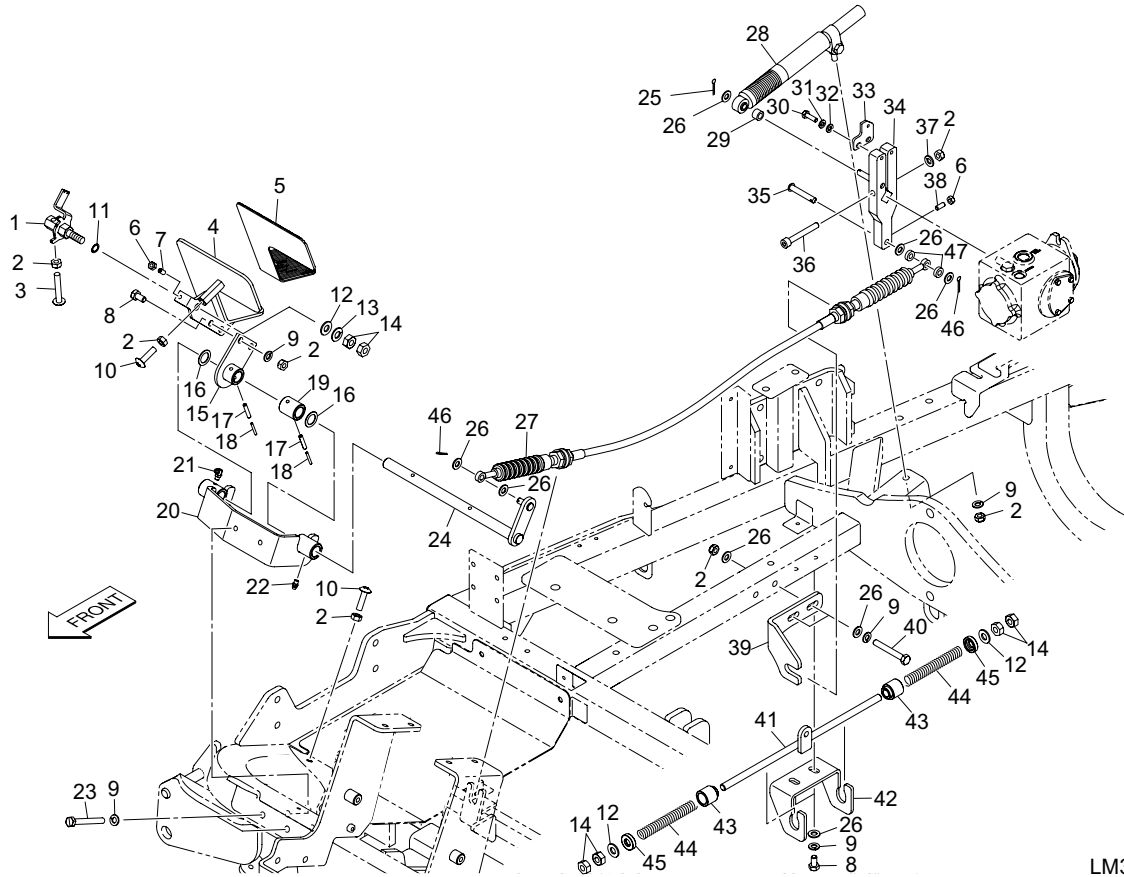
LM351_010_z00

Cat No.	Code No.	Part name	Qty	Remark	SN of application
10-31	K0160000202	NUT, LEFT-HANDED SPECIAL P1.5 M17	1		
10-32	K1611000020	END ASSY, TIE-ROD LEFT-HANDED MALE (LH)	1		
10-33	K2041000580	TIRE, K500-18*8.50-10	2		
10-34	K209000103D	WHEEL, 6.001*0DC	2		
10-35	K2097000010	VALVE, RIM TR413	2		
10-36	K2092000020	CORE, VALVE NO.9000	2		
10-37	K2093000010	CAP, VALVE	2		



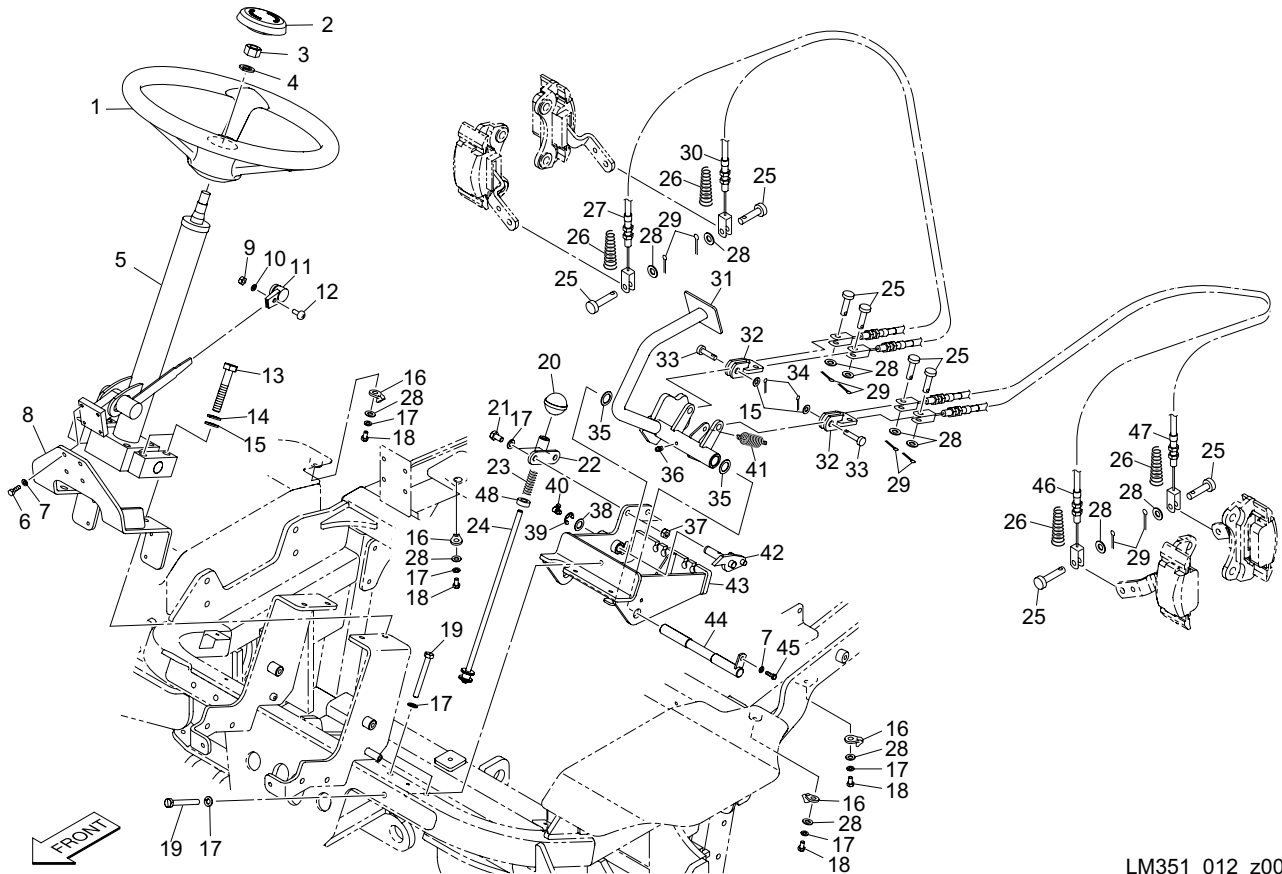
LM351_011_z00

Cat No.	Code No.	Part name	Qty	Remark	SN of application
11-1	LM351--0806A2	STOPPER, FOR FIXING WORKING SPEED	1		
11-2	K0100080002	NUT, M8	9		
11-3	K0045080502	SCREW, + TRUSS HEAD M8-50	1		
11-4	LM351--0804ZD	PEDAL, TRAVELING	1		
11-5	LM2400-0818Z0	RUBBER, PEDAL	1		
11-6	K0100060002	NUT, M6	2		
11-7	K0069000350	BALL PLUNGER, PAFS6H	1		
11-8	K0000080202	BOLT, M8-20	4		
11-9	K0200080002	WASHER, SPRING M8	9		
11-10	K0056080300	SCREW, SUS + TRUSS M8-30	2		
11-11	K5050310140	WASHER, C5191P 0.3-10-14	1		
11-12	K5000100002	WASHER, M10	3		
11-13	K0212100001	WASHER, DISK SPRING 1L M10	1		
11-14	K0100100002	NUT, M10	6		
11-15	LM351--0815ZD	BASE PLATE, PEDAL	1		
11-16	K5051016240	WASHER, C5191P 1-16-24	2		
11-17	K0320050281	PIN, SPRING M5-28	2		
11-18	K0320030251	PIN, SPRING M3-25	2		
11-19	K6215000162	COLLAR, STKM W/HOLE M16-25-30	1		
11-20	LM351--0803ZD	BRACKET, TRAVELING PEDAL	1		
11-21	K1440000030	GREASE NIPPLE, 67.5 TYPE B	1		
11-22	K1440000010	GREASE NIPPLE, STRAIGHT TYPE A	1		
11-23	K0000080702	BOLT, M8-70	2		
11-24	LM351--0805Z2	SHAFT, TRAVELING PEDAL	1		
11-25	K0300020202	PIN, COTTER M2-20	1		
11-26	K5000080002	WASHER, M8	11		
11-27	K1160091000	CABLE, PUSH PULL 910NF	1		
11-28	K3380000010	DAMPER, FOR LEVER	1		
11-29	K6212000982	COLLAR, STKM M8.5-14-9.5	1		
11-30	K0000060202	BOLT, M6-20	2		



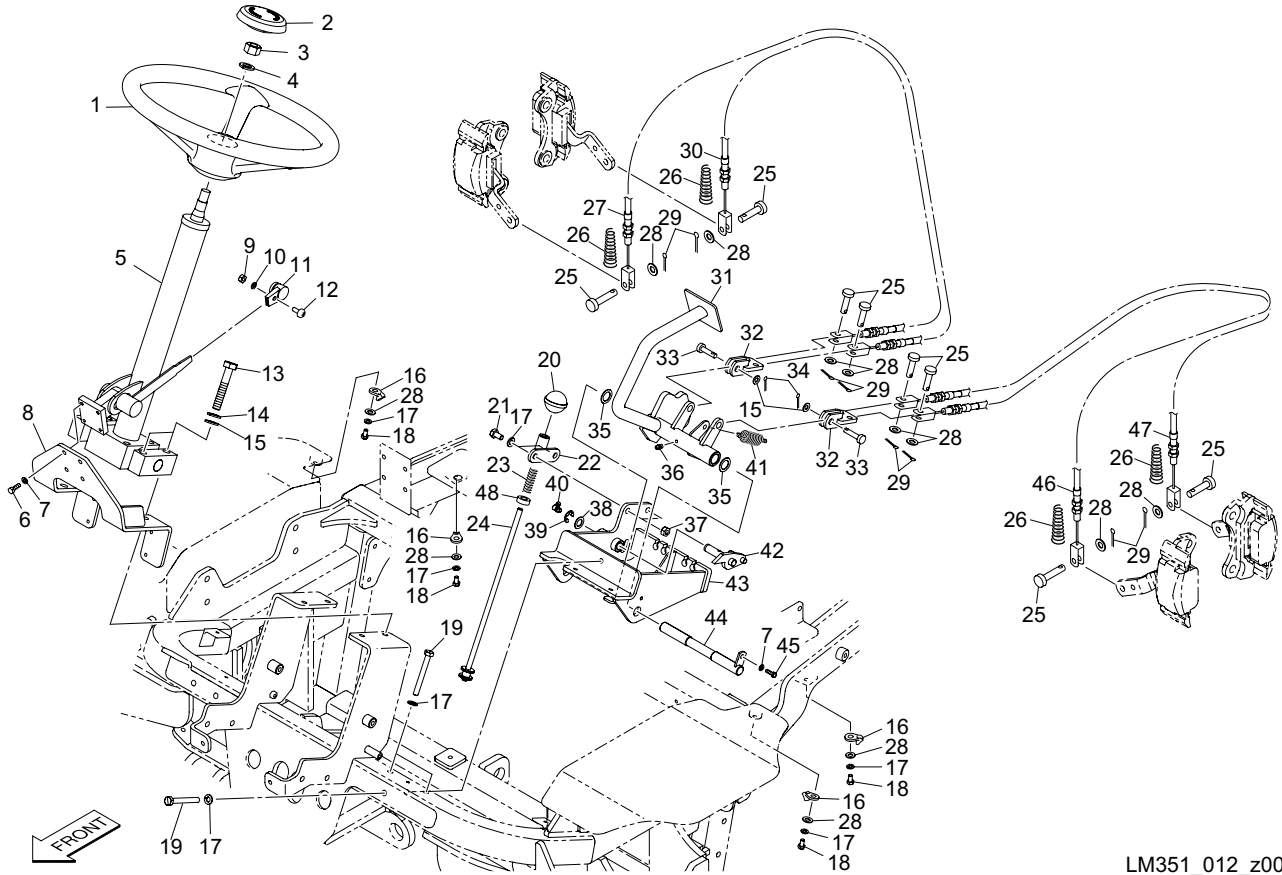
LM351_011_z00

Cat No.	Code No.	Part name	Qty	Remark	SN of application
11-31	K0200060002	WASHER, SPRING M6	2		
11-32	K5000060002	WASHER, M6	2		
11-33	LM351--0820Z2	PLATE, MOUNTING MAGNET	1		
11-34	LM351--0821Z2	LEVER, TRANION	1		
11-35	K6041080488	PIN, ROUND HEAD HT M8-48.5	1		
11-36	K001A080601	BOLT, 13T W/HEX HOLE M8-60	1		
11-37	K0213080002	WASHER, DISK SPRING 1H M8	1		
11-38	K0023060151	SETSCREW, M6-15	1		
11-39	LM351--0802ZD	RECEIVER, PP WIRE	1		
11-40	K0000080602	BOLT, M8-60	2		
11-41	LM351--0824Z2	ROD, NEUTRAL SPRING GUIDE	1		
11-42	LM351--0832Z2	U-SHAPED BRACKET, ROD	1		
11-43	LM351--0829Z2	COLLER, STEPPED 24-17	2		
11-44	K1000001028	SPRING, COMPRESSION M1.6-16.2-110	2		
11-45	LM351--0831Z2	WASHER, STEPPED 24-17	2		
11-46	K0300025202	PIN, COTTER M2.5-20	2		
11-47	K6210000202	COLLAR, SS41 8.2-16-5.2	2		



LM351_012_z00

Cat No.	Code No.	Part name	Qty	Remark	SN of application
12-1	K1710000080	STEERING, V027220-0101	1		
12-2	K1310000130	CAP, RUBBER	1		
12-3	K0103140002	NUT, P1.5 M14	1		
12-4	K0200140002	WASHER, SPRING M14	1		
12-5	K1730000030	COLUMN, STEERING TILT TYPE	1		
12-6	K0000060202	BOLT, M6-20	4		
12-7	K0200060002	WASHER, SPRING M6	5		
12-8	LM351--0801ZD	BASE, STEERING COLUMN	1		
12-9	K0100050002	NUT, M5	1		
12-10	K0200050002	WASHER, SPRING M5	1		
12-11	K1301000150	GRIP, PLASTIC THROTTLE LEVER	1		
12-12	K0042050082	SCREW, + ROUND HEAD M5-8	1		
12-13	K0000100602	BOLT, M10-60	4		
12-14	K0200100002	WASHER, SPRING M10	4		
12-15	K5000100002	WASHER, M10	6		
12-16	K4241000150	MOUNT, TIE CLB8-SB10	4		
12-17	K0200080002	WASHER, SPRING M8	9		
12-18	K0000080152	BOLT, M8-15	4		
12-19	K0013080702	BOLT, HT M8-70	3		
12-20	K1301000250	GRIP, PLASTIC LEVER	1		
12-21	K0000080252	BOLT, M8-25	2		
12-22	LM351--0813Z2	GUIDE, BRAKE RELEASING ROD	1		
12-23	K1000000238	SPRING, COMPRESSION M1.4-13.3-42	1		
12-24	LM351--0814Z2	ROD, RELEASING BRAKE	1		
12-25	K6031080222	PIN, FLAT HEAD HT M8-22	8		
12-26	K1000000928	SPRING, COMPRESSION TAPERED 1.4 2168	4		
12-27	K1120181510	WIRE, BRAKE 1815	1		
12-28	K5000080002	WASHER, M8	12		
12-29	K0300020202	PIN, COTTER M2-20	8		
12-30	K1120160500	WIRE, BRAKE 1605	1		

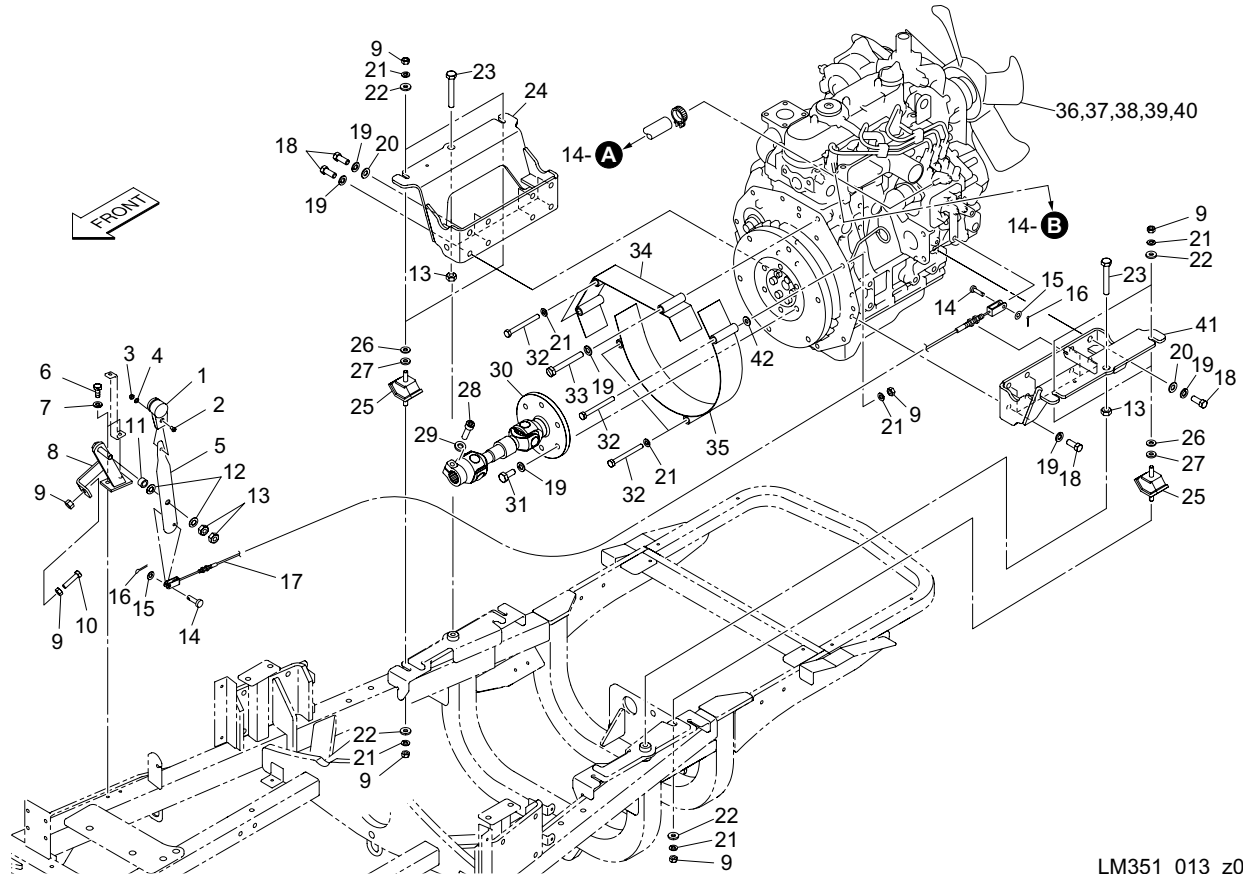


LM351_012_z00

Cat No.	Code No.	Part name	Qty	Remark	SN of application
12-31	LM351--0808ZD	PEDAL, BRAKE	1		
12-32	LM2400-0803Z2	RETAINER, WIRE	2		
12-33	K6031100258	PIN, FLAT HEAD HT M10-25	2		
12-34	K0300025202	PIN, COTTER M2.5-20	2		
12-35	K5051016240	WASHER, C5191P 1-16-24	1-3	for adjustment	
12-36	K1440000010	GREASE NIPPLE, STRAIGHT TYPE A	1		
12-37	K0100080002	NUT, M8	2		
12-38	K5011012202	WASHER, SPCC 1-12-20	1		
12-39	K0400010002	RING, RETAINING E M10	1		
12-40	K1440000020	GREASE NIPPLE, 90 TYPE C	1		
12-41	K1020000248	SPRING, W/U HOOK 2.3-1871.7	1		
12-42	LM351--0810Z2	PAWL, RATCHET	1		
12-43	LM351--0807ZD	BRACKET, BRAKE PEDAL	1		
12-44	LM351--0809Z2	SHAFT, BRAKE PEDAL	1		
12-45	K0000060152	BOLT, M6-15	1		
12-46	K1120165500	WIRE, BRAKE 1655	1		
12-47	K1120141500	WIRE, BRAKE 1415	1		
12-48	K6212003862	COLLAR, STKM M8.5-17-7	1		

13. Engine section A (Engine)

LM351

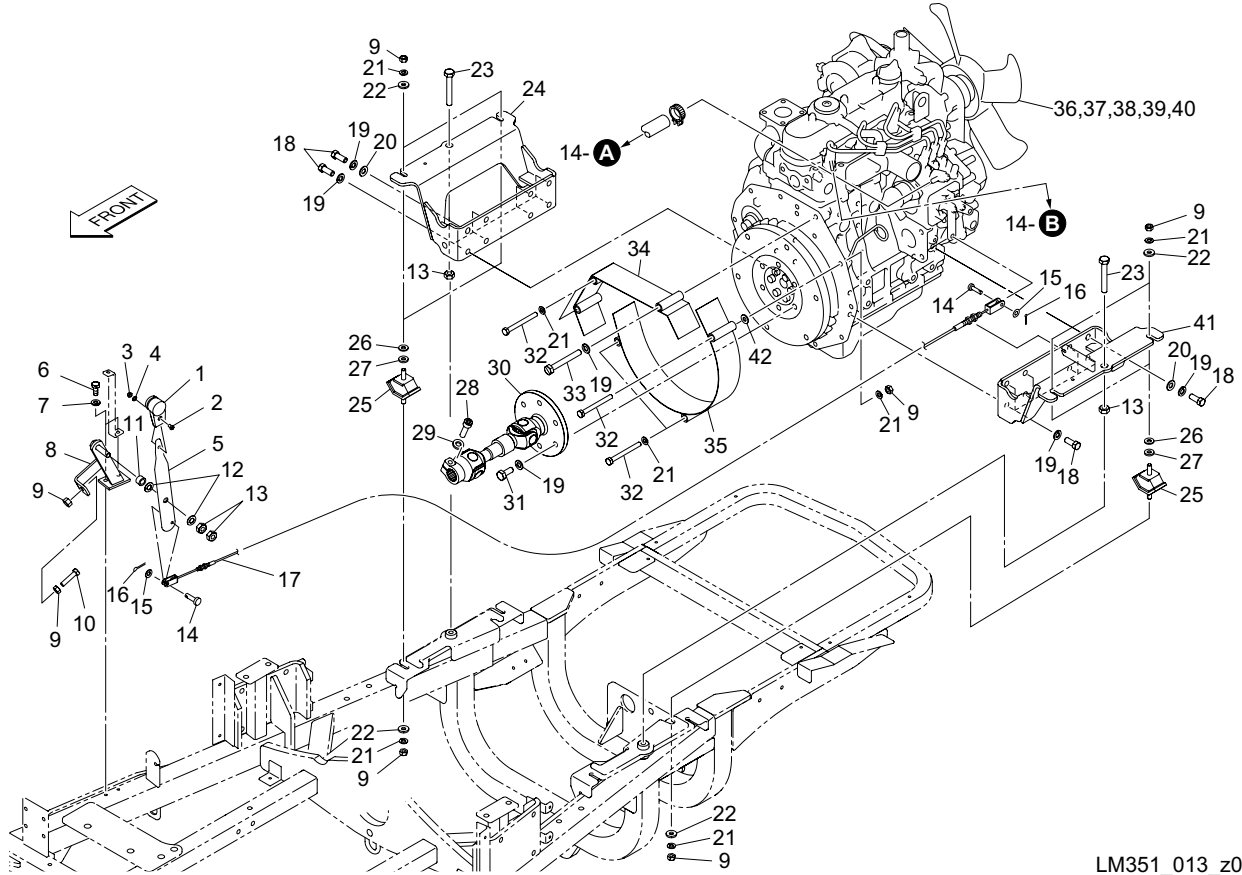


LM351_013_z00

Cat No.	Code No.	Part name	Qty	Remark	SN of application
13-1	K1301000150	GRIP, PLASTIC THROTTLE LEVER	1		
13-2	K0042050082	SCREW, + ROUND HEAD M5-8	1		
13-3	K0100050002	NUT, M5	1		
13-4	K0200050002	WASHER, SPRING M5	1		
13-5	LM318--0510Z2	PLATE, THROTTLE LEVER	1		
13-6	K0000060202	BOLT, M6-20	2		
13-7	K0200060002	WASHER, SPRING M6	2		
13-8	LM2400-0590ZD	BRACKET, THROTTLE WIRE	1		
13-9	K0100080002	NUT, M8	11		
13-10	K0000080502	BOLT, M8-50	1		
13-11	K6212000092	COLLAR, STKM M10-16-10	1		
13-12	K0210100002	SPRING, CONICAL DISC L M10	2		
13-13	K0100100002	NUT, M10	4		
13-14	K6030050122	PIN, FLAT HEAD M5-12	2		
13-15	K5000050002	WASHER, M5	2		
13-16	K0300016122	PIN, COTTER M1.6-12	2		
13-17	K1110168020	WIRE, THROTTLE 1680	1		
13-18	K0017100252	BOLT, SMALL HT P1.25 M10-25	16		
13-19	K0200100002	WASHER, SPRING M10	23		
13-20	K5000100002	WASHER, M10	2		
13-21	K0200080002	WASHER, SPRING M8	13		
13-22	K5073208202	WASHER, SPHC 3.2-8-20	8		
13-23	K0000100602	BOLT, M10-60	2		
13-24	LM351--0502ZD	BASE, ENGINE (RH)	1		
13-25	K4040000150	RUBBER, VIBRATION PROOF EC4001	4		
13-26	K5011008182	WASHER, SPCC 1-8-18	0-4	for adjustment	10001-10005
13a-26	K5041008260	WASHER, SUS 1-8-26	0-4	for adjustment	10006-
13-27	K5012308182	WASHER, SPCC 2.3-8-18	0-4	for adjustment	10001-10005
13a-27	K5012308262	WASHER, SPCC 2.3-8-26	0-4	for adjustment	10006-
13-28	K001A100401	BOLT, 13T W/HEX HOLE M10-40	1		

13. Engine section A (Engine)

LM351

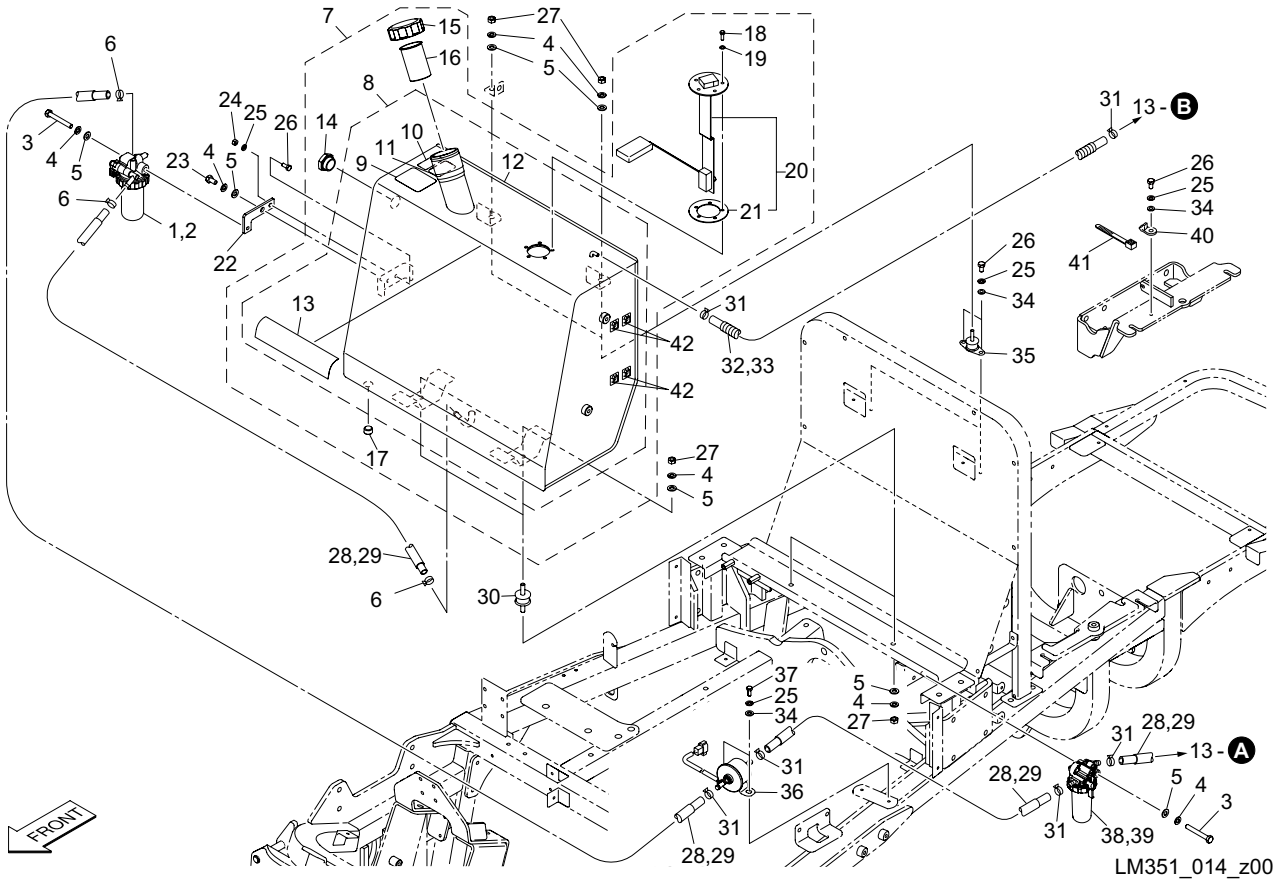


LM351_013_z00

Cat No.	Code No.	Part name	Qty	Remark	SN of application
13-29	K0215100002	WASHER, DISK SPRING 2H M10	1		
13-30	K1620000250	JOINT ASSY, UNIVERSAL	1		
13-31	K0011100252	BOLT, HT P1.25 M10-25	6		
13-32	K0000080802	BOLT, M8-80	5		
13-33	K0004100802	BOLT, P1.25 M10-80	1		
13-34	GM1700-0509ZD	COVER, FLYWHEEL (UPPER)	1		
13-35	GM1700-0508ZD	COVER, FLYWHEEL (LOWER)	1		
13-36	K2691000390	ENGINE, KUBOTA D1105-E4BLMKY-1	1		
13-37	PF16271-3209-3	OIL ELEMENT	1		
13-38	PF16241-9701-3	BELT, FAN (37 COG)	1		
13-39	PF13901-3375-0	PLUG, DRAIN	1		
13-40	PF6C090-5896-0	GASKET, DRAIN OILPAN	1		
13-41	LM351--0501ZD	BASE, ENGINE (LH)	1		
13-42	K5000080002	WASHER, M8	1		

14. Engine section B (Fuel tank)

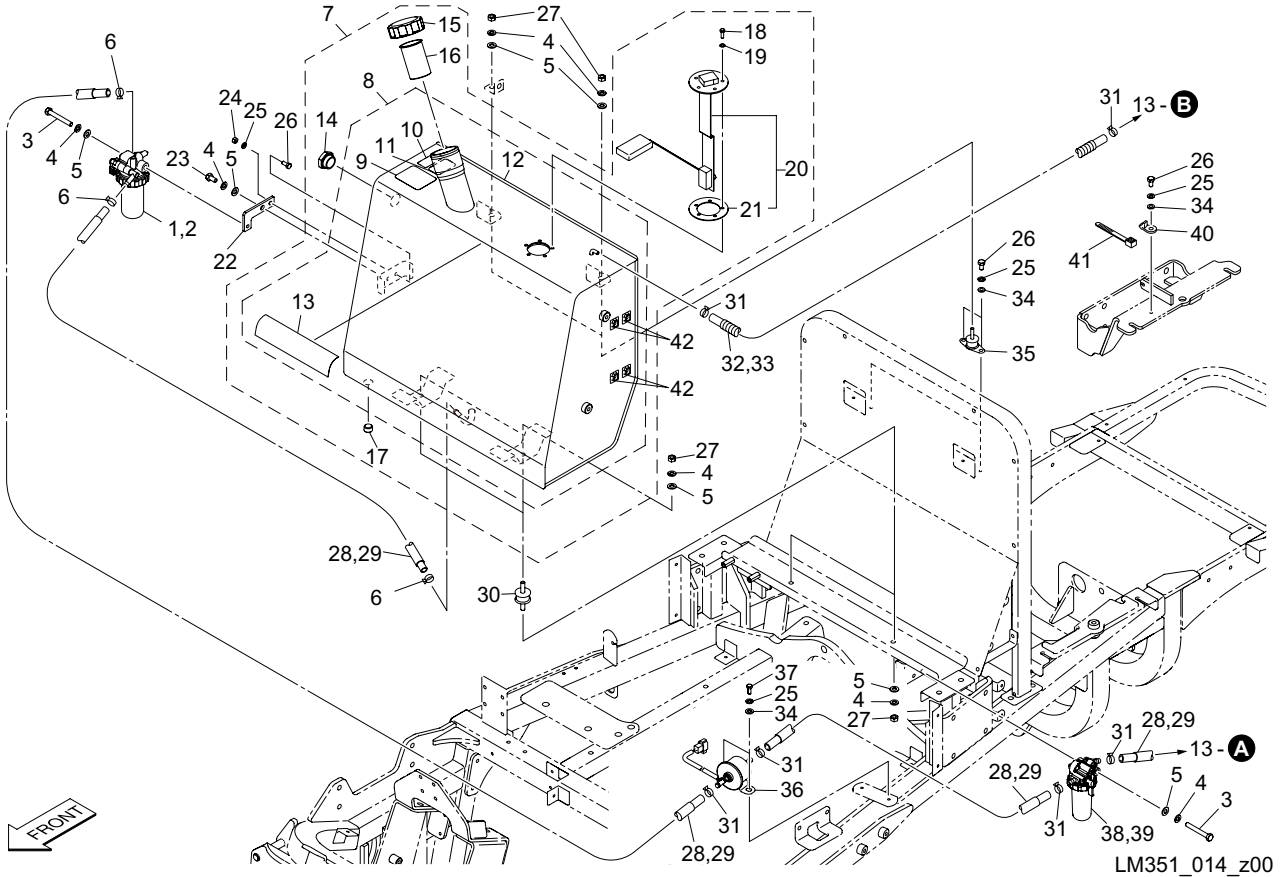
LM351



Cat No.	Code No.	Part name	Qty	Remark	SN of application
14-1	K3420000070	FILTER ASSY, SEPARATOR	1		
14-2	PFRB101-5128-2	ELEMENT	1		
14-3	K0000080602	BOLT, M8-60	2		
14-4	K0200080002	WASHER, SPRING M8	9		
14-5	K5000080002	WASHER, M8	9		
14-6	K4260000240	CLIP, PIPE PF14911-4275-0	3		
14-7	LM2400-0531A0	TANK ASSY, FUEL	1		
14-8	LM2400-0528A0	TANK COMP, FUEL	1		
14-9	K4209001000	DECAL, DIESEL OIL FILLER PORT	1		
14-10	K4205001940	DECAL, DANGER "NO FIRE"	1		
14-11	K4209001330	DECAL, DIESEL FUEL INDICATION	1		
14-12	LM2400-0527ZD-Y	TANK, FUEL	1		
14-13	K4292000010	TAPE, MASKING 50200	1		
14-14	K1400000046-Y	GAUGE, OIL G3/4 TYPE M	1		
14-15	K1410000120	PLUG, FUEL TANK	1		
14-16	K3420000090	FILTER ASSY, FUEL	1		
14-17	K1422106001-Y	PLUG, TAPERED W/HEX HOLE T1 3/8	1		
14-18	K0000050152	BOLT, M5-15	6		
14-19	K0922050000	SEAL, WASHER 5WF	6		
14-20	K2721000100	GAUGE, FLOATING 225*175	1		
14-21	K2721000020	PACKING, OIL-SHEET	1		
14-22	LM2400-0505Z2	BRACKET, SEDIMENTER	1		
14-23	K0000080152	BOLT, M8-15	1		
14-24	K0100060002	NUT, M6	1		
14-25	K0200060002	WASHER, SPRING M6	8		
14-26	K0000060202	BOLT, M6-20	5		
14-27	K0100080002	NUT, M8	6		
14-28	PF09661-8250-0	TUBE, FUEL	1	L=2500	
14-29	K4231172030	TUBE, HEAT-INSULATING CA17*2030	1		
14-30	K4042000010	RUBBER, VIBRATION PROOF KA-30	2		

14. Engine section B (Fuel tank)

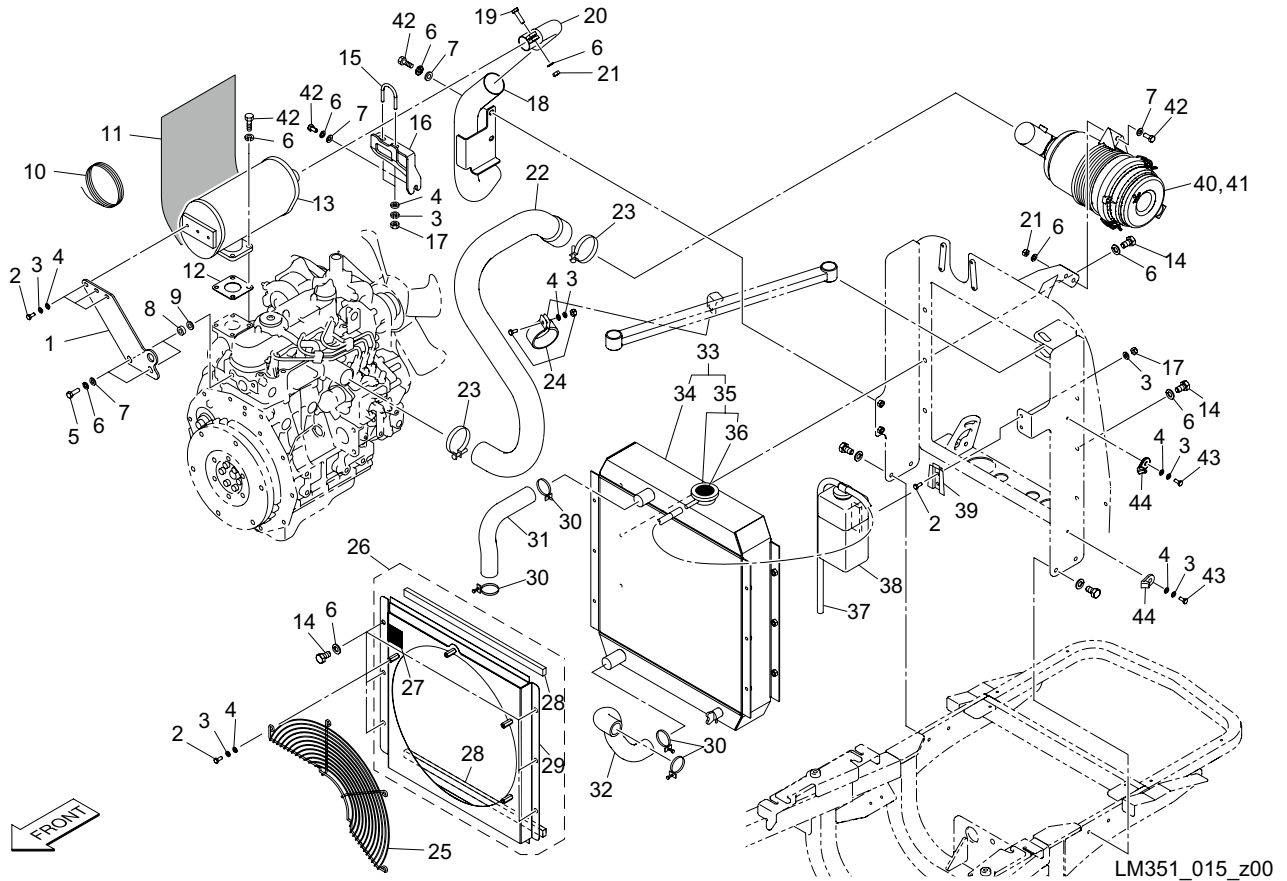
LM351



Cat No.	Code No.	Part name	Qty	Remark	SN of application
14-31	PF14971-4275-0	CLIP, PIPE	6		
14-32	PF09661-4080-0	TUBE, FUEL	1		
14-33	K3194107000	TUBE, CORRUGATED 10-700	1		
14-34	K5000060002	WASHER, M6	7		
14-35	K4042000040	RUBBER, VIBRATION PROOF KB-30	2		
14-36	PF1G377-5203-0	PUMP, FUEL	1		
14-37	K0000060152	BOLT, M6-15	2		
14-38	PF1G313-4301-3	FILTER ASSY, FUEL	1		
14-39	PF1G313-4356-0	ELEMENT ASSY, FUEL	1		
14-40	K4241000140	BAND, PLASTIC TIE MOUNT CL8-SB8	1		
14-41	K4241000110	BAND, PLASTIC T50R-DH-W	1		
14-42	K4251000030	FITTING, NYRON SGABM25-AV	4		

15. Engine section C (Muffler / Air cleaner / Radiator)

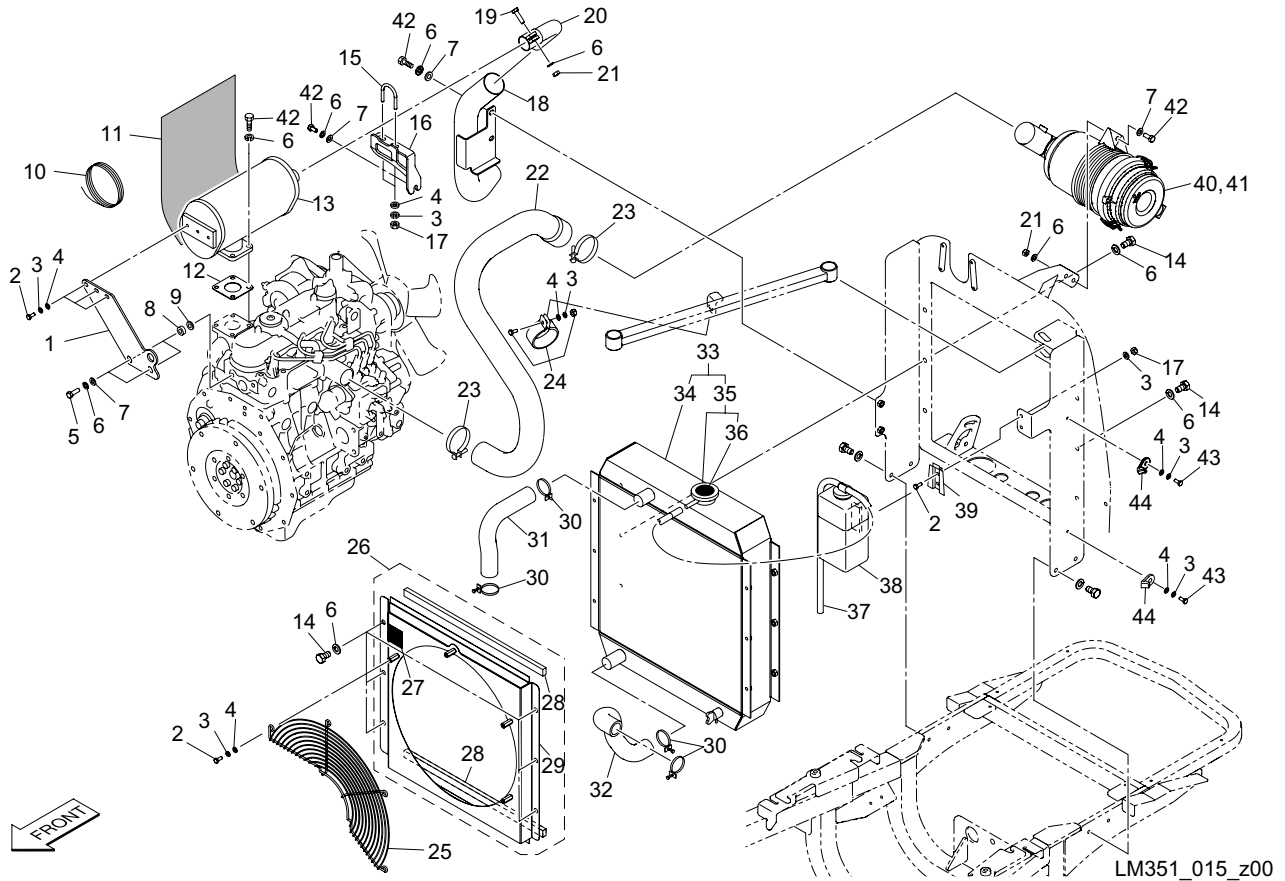
LM351



Cat No.	Code No.	Part name	Qty	Remark	SN of application
15-1	GM1600-0566ZU	PLATE, SUPPORT	1		
15-2	K0000060152	BOLT, M6-15	9		
15-3	K0200060002	WASHER, SPRING M6	14		
15-4	K5000060002	WASHER, M6	14		
15-5	K0000080252	BOLT, M8-25	2		
15-6	K0200080002	WASHER, SPRING M8	24		
15-7	K5000080002	WASHER, M8	7		
15-8	K6212003862	COLLAR, STKM M8.5-17-7	2		
15-9	K5000080002	WASHER, M8	0-4	for adjustment	
15-10	K4980015000	WIRE, SUS 1.2-1500	1		
15-11	K4230000160	PLATE, GLASS-FABRICS 1.6-230-420	1		
15-12	PF15263-1237-0	PACKING, MUFFLER NA	1		
15-13	PF1G324-1211-0	MUFFLER	1		
15-14	K0000080152	BOLT, M8-15	6		
15-15	K0073000022	BOLT, W/F-RING, M6-40	1		
15-16	LM351--0523ZU	SUPPORT, MUFFLER	1		
15-17	K0100060002	NUT, M6	4		
15-18	LM351--0514ZU	PIPE, TAIL	1		
15-19	K0000080302	BOLT, M8-30	1		
15-20	LM531--0508AU	PIPE, MUFFLER	1		
15-21	K0100080002	NUT, M8	3		
15-22	LM351--0512Z0	HOSE, AIR CLEANER	1		
15-23	K4261044000	CLAMP, HOSE PARKER 29-76	2		
15-24	K4281000040	BAND, SUSPENDING CU-50	1		
15-25	PF1G690-7412-0	COVER, FAN	1		
15-26	LM285--0560Z0	SHROUD, W/ DECAL	1		
15-27	K4205001530	DECAL, CAUTION ROTATING OBJECT	1		
15-28	LM282--0522Z0	SPONGE, URETHANE	2		
15-29	LM285--0520ZD	SHROUD	1		
15-30	PF09318-89039	CLAMP, HOSE	4		

15. Engine section C (Muffler / Air cleaner / Radiator)

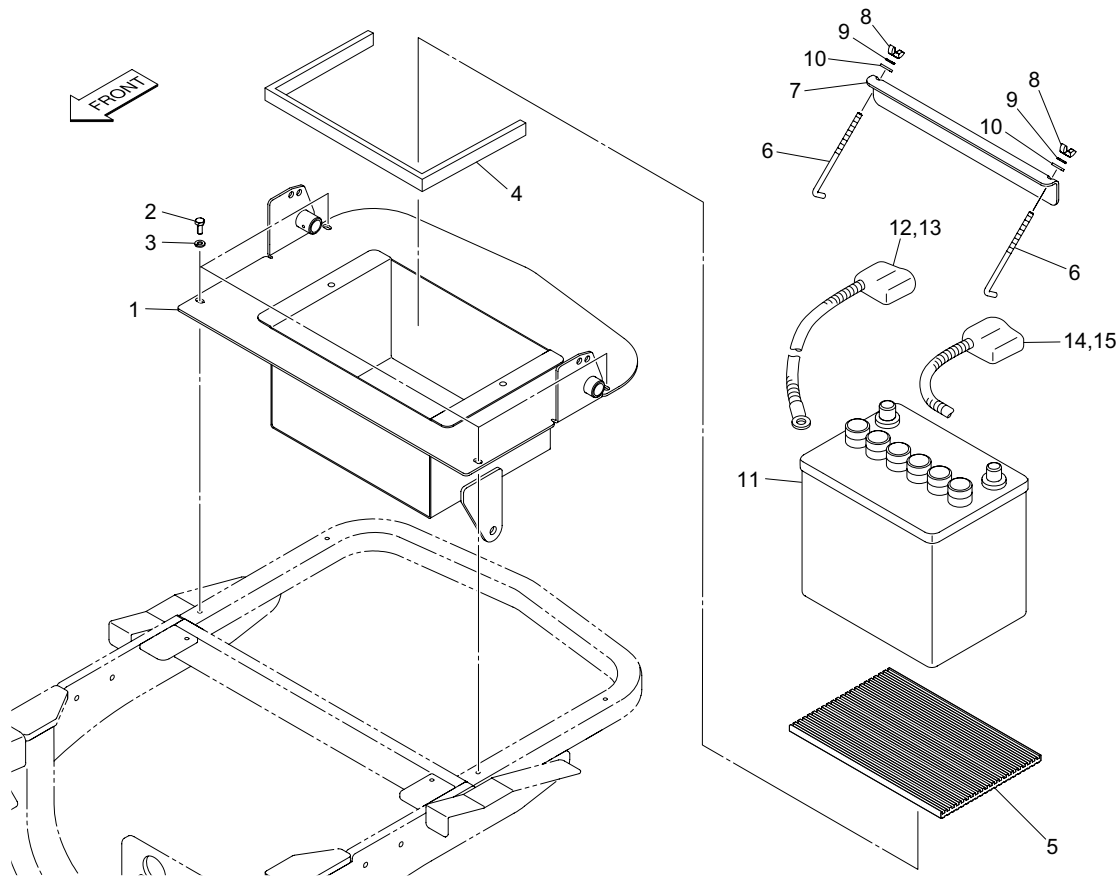
LM351



Cat No.	Code No.	Part name	Qty	Remark	SN of application
15-31	PF16292-7294-0	PIPE, WATER 4	1		
15-32	PF1G345-7285-0	HOSE, (1. WATER)	1		
15-33	K2730000110	RADIATOR COMP	1		
15-34	K2730000040	RADIATOR	1		
15-35	XPK2730000050	CPA COMP, RADIATOR	1		
15-36	K4205001970	DECAL, CAUTION SPOUTING COOLANT	1		
15-37	K3174006500	HOSE, DRAIN 8-650	1		
15-38	PFRC411-4268-0	TANK ASSY, RESERVE	1		
15-39	PF11982-7246-0	STAY, RESERVE TANK	1		
15-40	PF17407-1101-5	AIR CLEANER ASSY	1		
15-41	PFT1270-1632-2	FILTER COMP, AIR CLEANER	1		
15-42	K0000080202	BOLT, M8-20	15		
15-43	K0000060202	BOLT, M6-20	2		
15-44	K4241000140	BAND, PLASTIC TIE MOUNT CL8-SB8	2		

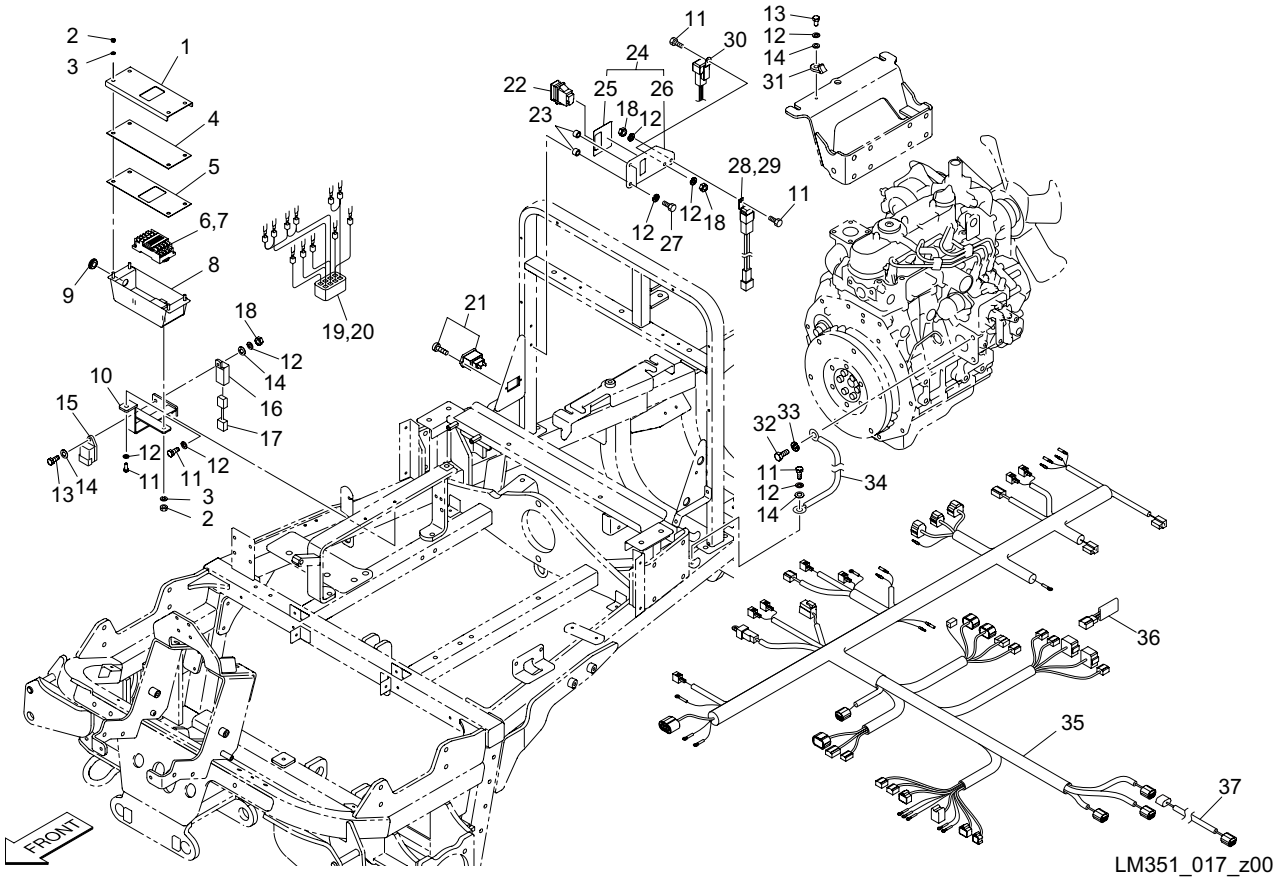
16. Engine section D (Battery)

LM351

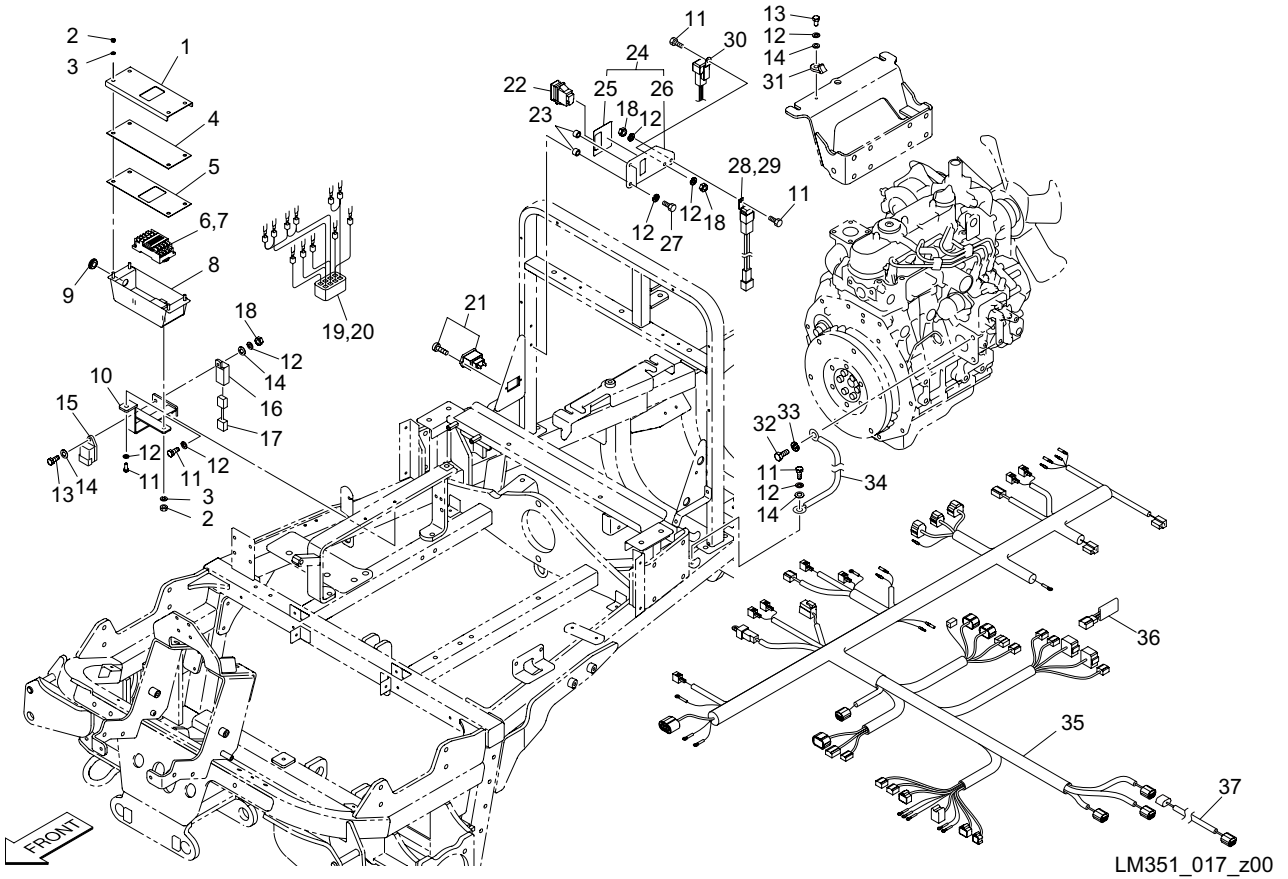


LM351_016_z00

Cat No.	Code No.	Part name	Qty	Remark	SN of application
16-1	LM351--0511ZD	MOUNT, BATTERY	1		
16-2	K0000060152	BOLT, M6-15	4		
16-3	K0200060002	WASHER, SPRING M6	4		
16-4	GM1600-0519Z0	SPONGE, RUBBER 8-610	1		
16-5	K4035000020	RUBBER, ISOLATOR FOR BATTERY 256	1		
16-6	K6171000312	ROD, W/M6	2		
16-7	LM285--0911Z2	CLAMPER, BATTERY	1		
16-8	K0141060002	NUT, WING M6-3	2		
16-9	K0200060002	WASHER, SPRING M6	2		
16-10	K5012306162	WASHER, SPCC 2.3-6-16	2		
16-11	K3600000160	BATTERY, FX75D23L	1		
16-12	K3610000230	WIRE, BATTERY (+) 1250	1		
16-13	K3195012000	TUBE, CORRUGATED 15-1200	1		
16-14	K3611000420	WIRE, TO EARTH 1000	1		
16-15	K3195009500	TUBE, CORRUGATED 15-950	1		



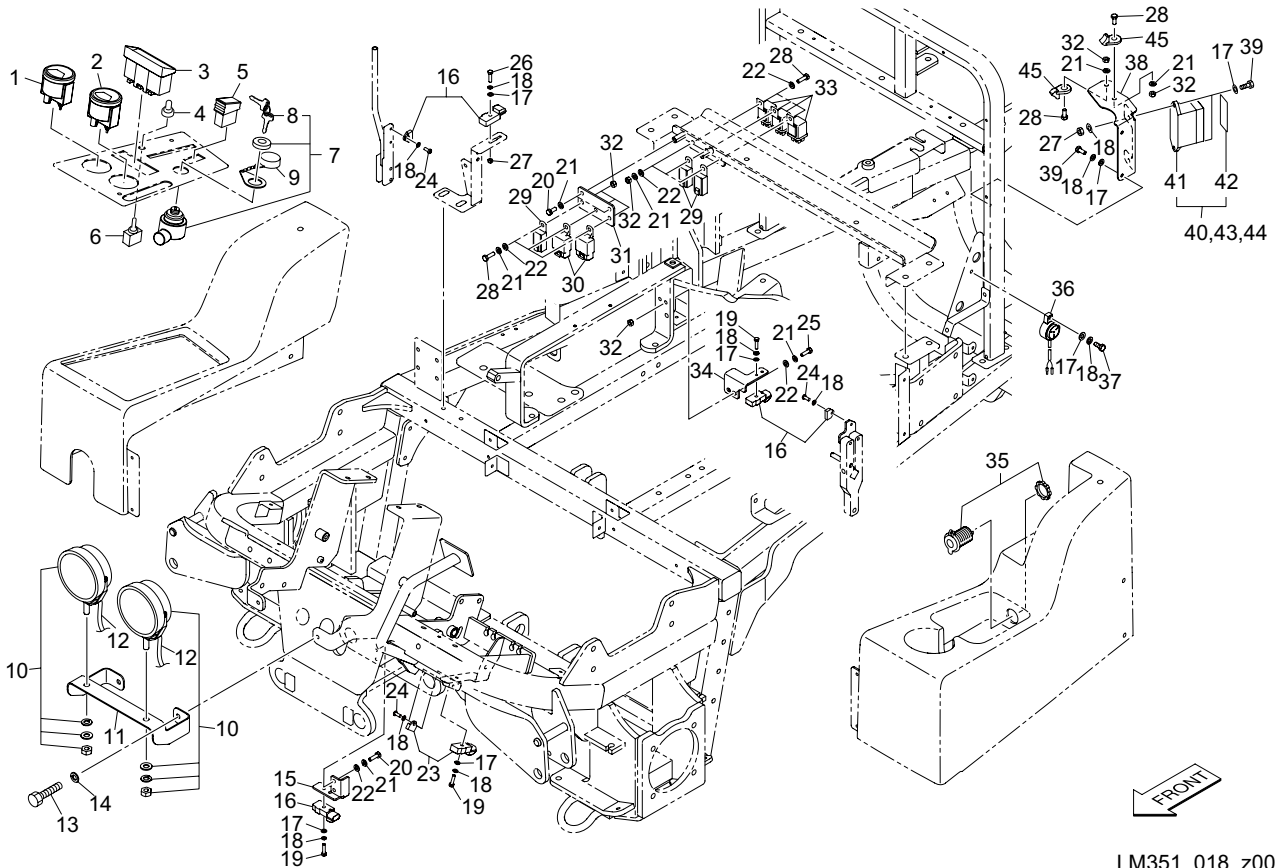
Cat No.	Code No.	Part name	Qty	Remark	SN of application
17-1	LM315GB0632ZD	LID, ELECTRIC EQUIPMENT BOX	1		
17-2	K0100050002	NUT, M5	6		
17-3	K0200050002	WASHER, SPRING M5	6		
17-4	LM315GB0633A0	PLATE, ACRYLIC 2-70-189	1		
17-5	LM315GB0634Z0	PACKING, RUBBER 1-70-189	1		
17-6	K3680000030	RELAY BOX, G6B-4CB	1		
17-7	G6B2114P-US-P6B	RELAY, FOR TERMINAL G6B-4CB	1		
17-8	LM315GB0631AD	RELAY BOX	1		
17-9	K0900300160	GROMMET, W/SEALING C30SG16A	1		
17-10	LM2400-0647ZD	STAY, RELAY BOX	1		
17-11	K0000060152	BOLT, M6-15	5		
17-12	K0200060002	WASHER, SPRING M6	9		
17-13	K0000060202	BOLT, M6-20	2		
17-14	K5000060002	WASHER, M6	4		
17-15	PF15694-6599-0	TIMER, GLOW LAMP	1		
17-16	PF1K574-6022-0	RELAY COMP	1		
17-17	K3620001040	CONNECTOR	1		
17-18	K0100060002	NUT, M6	3		
17-19	LM2400-0529Z0	RELAY, TERMINAL AND WIRES	1		
17-20	K3194101000	TUBE, SPIRAL SP-15-10-100	1		
17-21	K3650000130	HOUR METER, 636DC	1		
17-22	K3661000070	SWITCH, ROCKER RED	1		
17-23	K6212000982	COLLAR, STKM M8.5-14-9.5	2		
17-24	LM351--1509Z0	PLATE COMP, MOUNTING	1		
17-25	LM331--0556Z0	DECAL, LAPPING SWITCH	1		
17-26	LM351--1504Z2	PLATE, MOUNTING RAPPING SWITCH	1		
17-27	K0000060252	BOLT, M6-25	2		
17-28	K3630000130	FUSE BLOCK, FUSIBLE LINK 50A	1		
17-29	K3631000170	FUSE, PLUG-IN 50A	1	for 50A	
17-30	K3631000190	FUSE, PLUG-IN 30A	1		



Cat No.	Code No.	Part name	Qty	Remark	SN of application
17-31	K4241000140	BAND, PLASTIC TIE MOUNT CL8-SB8	1		
17-32	K0001100202	BOLT, P1.25 M10-20	1		
17-33	K0200100002	WASHER, SPRING M10	1		
17-34	K3611000430	WIRE, TO EARTH 500	1		
17-35	LM531--0550Z0	HARNESS, MAIN	1		
17-36	LM351--1552Z0	HARNESS, SHORT - CIRCUIT	1		
17-37	LM351--1551Z0	HARNESS, SENSOR	1		

18. Electrical section B

LM351

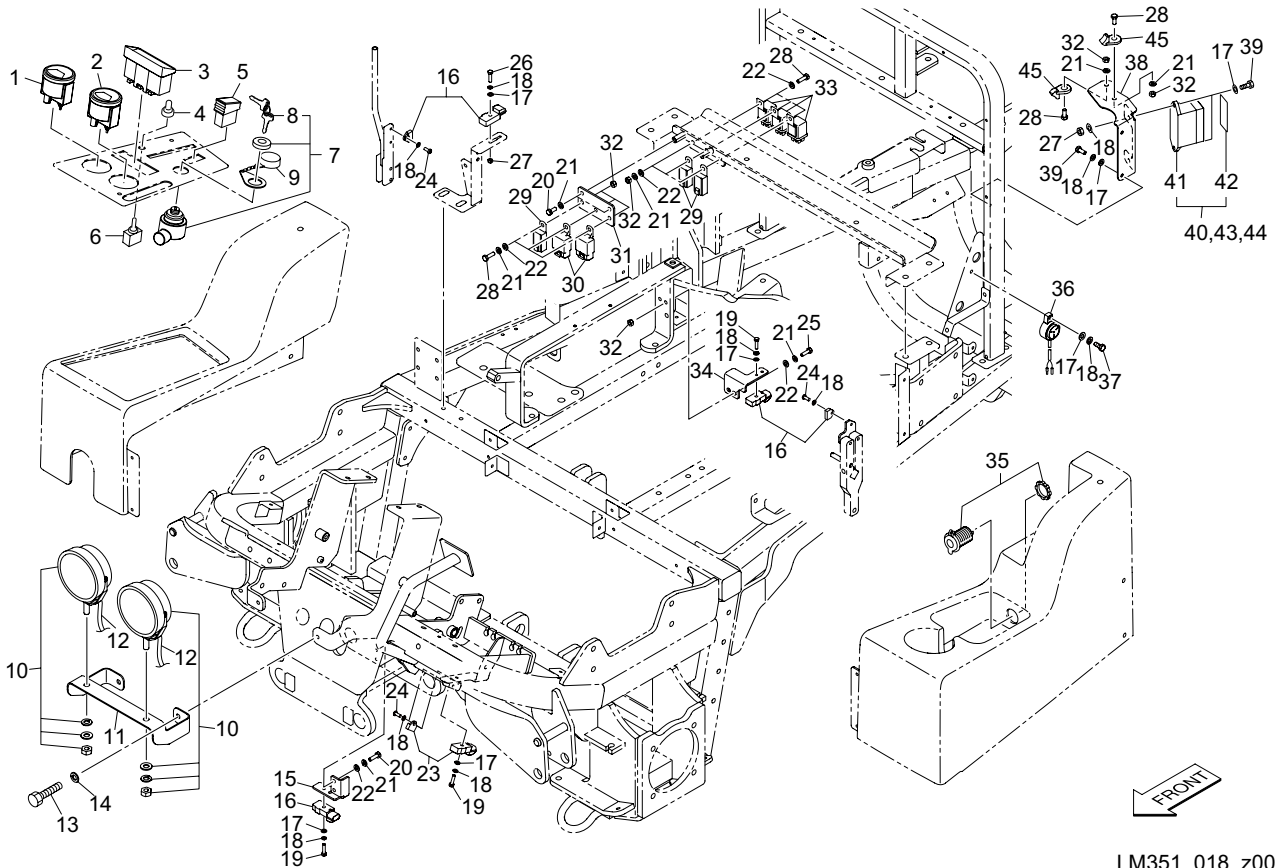


LM351_018_z00

Cat No.	Code No.	Part name	Qty	Remark	SN of application
18-1	K3653000010	GAUGE, FUEL 52BG2	1		
18-2	R1401-5317-1	GAUGE, WATER TEMPERATURE	1		
18-3	K3641000070	LAMP, PILOT BOX	1		
18-4	K4031000300	RUBBER, CAP WD1911	1		
18-5	K3661000070	SWITCH, ROCKER RED	1		
18-6	K3662000060	SWITCH, TOGGLE ST115AT	1		
18-7	PF15248-6359-0	SWITCH ASSY, STARTER	1		
18-8	PF15248-6370-0	KEY, STARTER	1		
18-9	PF54611-4112-0	CAP, STARTER SWITCH	1		
18-10	K3640000090	LAMP, LED WORKING NS-2556	2		
18-11	LM351--1508ZD	PLATE, MOUNTING WORKING LAMP	1		
18-12	K3194001000	TUBE, CORRUGATED 7-100	1		
18-13	K0000080152	BOLT, M8-15	2		
18-14	K0200080002	WASHER, SPRING M8	2		
18-15	LM351--1507ZD	PLATE, MOUNTING PROX SWITCH	1		
18-16	K3720000150	SWITCH, PROXIMITY NO V-in	3		
18-17	K5000050002	WASHER, M5	9		
18-18	K0200050002	WASHER, SPRING M5	12		
18-19	K0000050202	BOLT, M5-20	3		
18-20	K0000060152	BOLT, M6-15	4		
18-21	K0200060002	WASHER, SPRING M6	14		
18-22	K5000060002	WASHER, M6	11		
18-23	K3720000170	SWITCH, PROXIMITY NC V-in	1		
18-24	K0042050122	SCREW, + ROUND HEAD M5-12	3		
18-25	K0000060252	BOLT, M6-25	2		
18-26	K0000050252	BOLT, M5-25	1		
18-27	K0100050002	NUT, M5	3		
18-28	K0000060202	BOLT, M6-20	8		
18-29	K3681000090	RELAY, ACA12135	3		
18-30	K3681000010	RELAY, CA1-DC12V-N	2		

18. Electrical section B

LM351

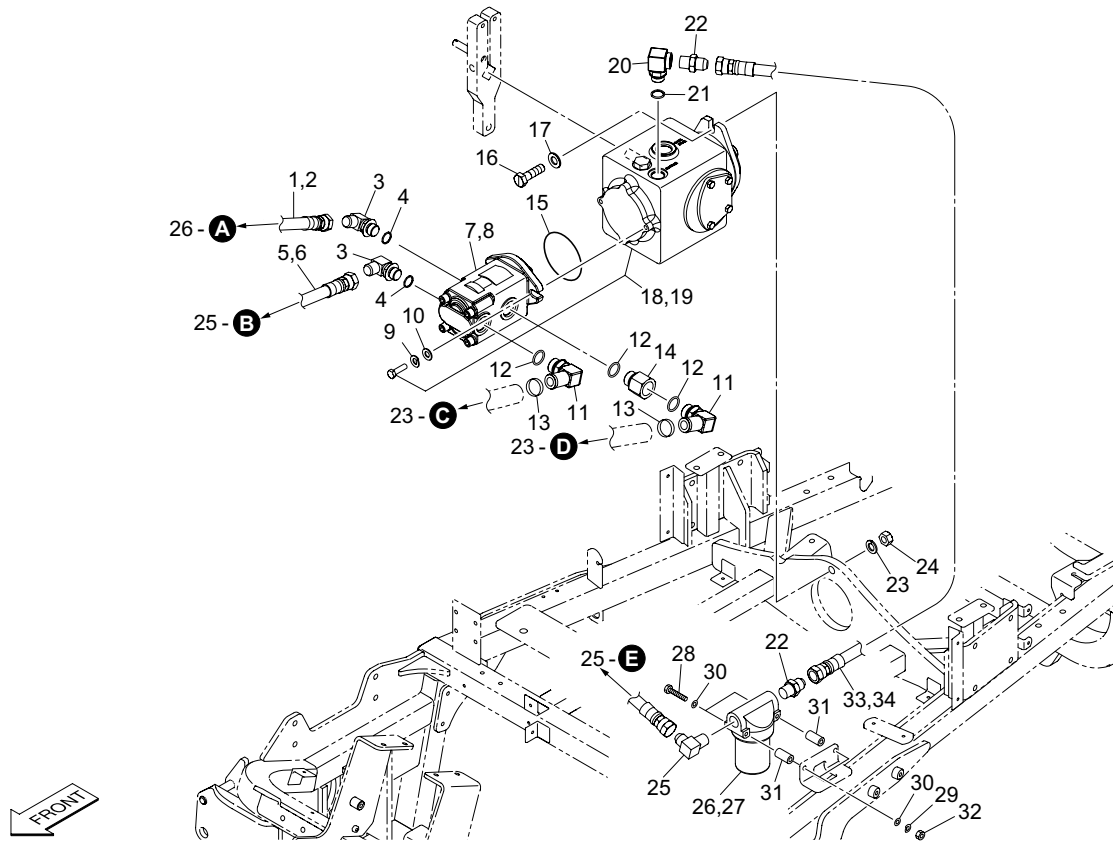


LM351_018_z00

Cat No.	Code No.	Part name	Qty	Remark	SN of application
18-31	LM351--1503ZD	PLATE, MOUNTING RELAY	1		
18-32	K0100060002	NUT, M6	8		
18-33	K3681000070	RELAY, MR5A411A1K	3		
18-34	LM351--1506Z2	PLATE, MOUNTING N PROX SENSOR	1		
18-35	K3613000060	SOCKET, 2-INLET FOR USB CHARGER	1		
18-36	K3700000010	BUZZER, EBM-12 TYPE	1		
18-37	K0000050252	BOLT, M5-25	1		
18-38	LM351--1505Z2	PLATE, MOUNTING FUSE BOX	1		
18-39	K0000050152	BOLT, M5-15	4		
18-40	LM351--1510Z0	BOX COMP, FUSE	1		
18-41	K3630000200	FUSE BLOCK, MINI 10P-E	1		
18-42	K4209001980	LABEL, FUSE BLOCK	1		
18-43	K3631000070	FUSE, MINI BLADE 5A	1		
18-44	K3631000110	FUSE, MINI BLADE 15A	1		
18-45	K4241000140	BAND, PLASTIC TIE MOUNT CL8-SB8	2		

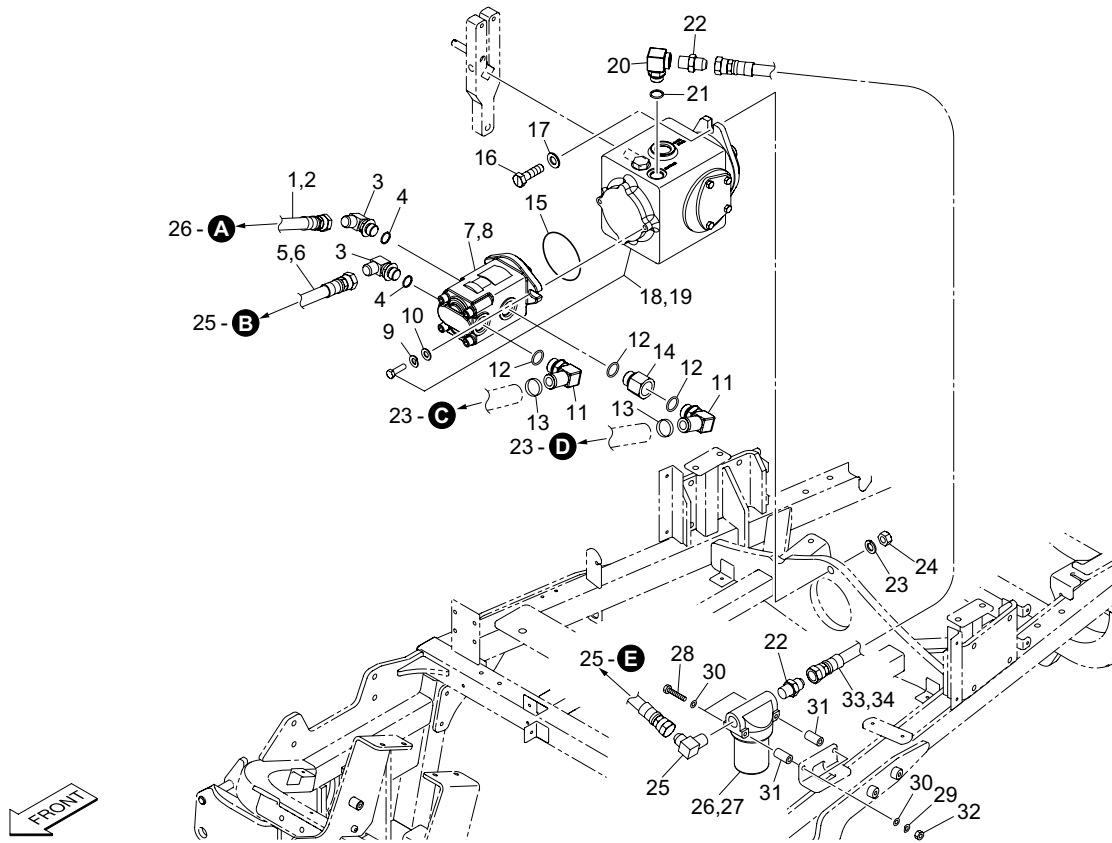
19. Hydraulic section A (Gear pump / Piston pump)

LM351



LM351_019_z00

Cat No.	Code No.	Part name	Qty	Remark	SN of application
19-1	K3104431000	HOSE, WP175-12-3-1000	1		
19-2	K3191009000	TUBE, SPIRAL SP-15 900	1		
19-3	K3008000042-Y	ELBOW, ADJUSTABLE 90 1086-12	2		
19-4	K0881018000	O-RING, P18B	2		
19-5	K3102430860	HOSE, WP105-12-3-860	1		
19-6	K3191007600	TUBE, SPIRAL SP-15 760	1		
19-7	K3255000020	PUMP, TANDEM GEAR A96R196	1		
19-8	Y403-21970	SEAL KIT, YPD2 SERIES	1		
19-9	K0200100002	WASHER, SPRING M10	2		
19-10	K5000100002	WASHER, M10	2		
19-11	K3008000602-Y	CONNECTOR, MALE 90 16-3/4	2		
19-12	K0881024000	O-RING, P24B	3		
19-13	K4260000190	CLAMP, HOSE JUBILEE BAND 1	2		
19-14	K3008000662-Y	CONNECTOR, W/O-RING 1110-19-19	1		
19-15	K0887001520	O-RING, AS568-152	1		
19-16	K0013140502	BOLT, HT M14-50	2		
19-17	K5000140002	WASHER, M14	2		
19-18	K3240000030	PUMP, PISTON LPV35	1		
19-19	Y4510463	SEAL KIT, PISTON PUMP (OVERHAUL)	1		
19-20	K3008000822-Y	ELBOW, O-RING 4045-10-8	1		
19-21	K0887009100	O-RING, AS568-910	1		
19-22	K3000120002-Y	ADAPTER, 1013-12	2		
19-23	K0200140002	WASHER, SPRING M14	2		
19-24	K0100140002	NUT, M14	2		
19-25	K3001120002-Y	ELBOW, 90 1033-12	1		
19-26	K3412000080	FILTER, CARTRIDGE DT-04A-10X	1		
19-27	K3412000090	FILTER, CARTRIDGE DTE-04A-10X (SUBSTITUTE)	1		
19-28	K0003060902	BOLT, M6-90	2		
19-29	K0200060002	WASHER, SPRING M6	2		
19-30	K5000060002	WASHER, M6	4		

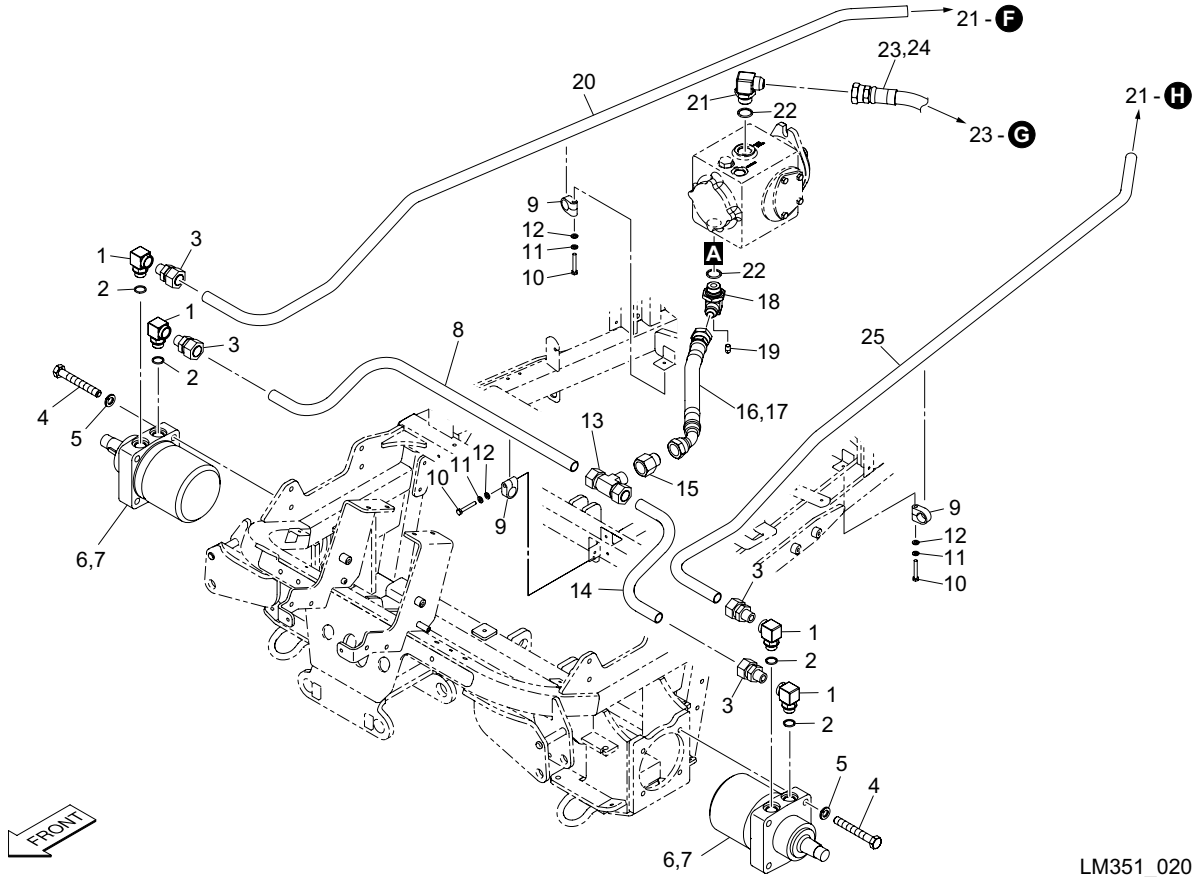


LM351_019_z00

Cat No.	Code No.	Part name	Qty	Remark	SN of application
19-31	K6210000162	COLLAR, SS41 6.5-16-31	2		
19-32	K0100060002	NUT, M6	2		
19-33	K3100410470	HOSE, WP35-12-1-470	1		
19-34	K3191003700	TUBE, SPIRAL SP-15 370	1		

20. Hydraulic section B (Front wheel motor)

LM351

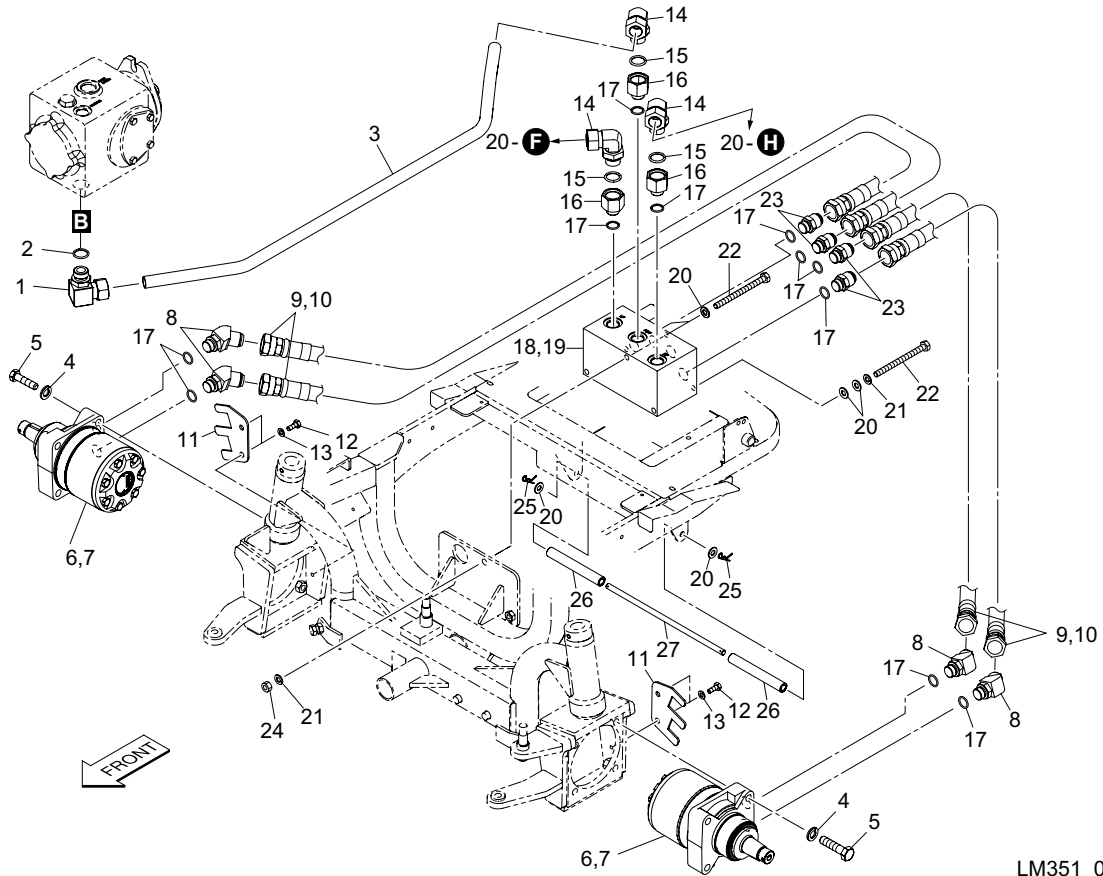


LM351_020_z00

Cat No.	Code No.	Part name	Qty	Remark	SN of application
20-1	K3008000822-Y	ELBOW, O-RING 4045-10-8	4		
20-2	K0887009100	O-RING, AS568-910	4		
20-3	K3026622081-Y	CONNECTOR, KCT 22-040E	4		
20-4	K0010120902	BOLT, HT M12-90	8		
20-5	K0200120002	WASHER, SPRING M12	8		
20-6	K3292000040	MOTOR, WHEEL TGK310US080	2		
20-7	YSK000324	SEAL KIT	2		
20-8	LM351--0715Z2-Y	PIPE, MOTOR (RH FRONT)	1		
20-9	K4260000260	CLAMP, PIPE LN22	3		
20-10	K0000060402	BOLT, M6-40	3		
20-11	K0200060002	WASHER, SPRING M6	3		
20-12	K5000060002	WASHER, M6	3		
20-13	K3028222121-Y	TEE, KTN22-060E	1		
20-14	LM351--0714Z2-Y	PIPE, MOTOR (LH FRONT)	1		
20-15	LM2400-0790Z0	CONNECTOR, FEMALE 1015-12	1		
20-16	K3107620390	HOSE, WP280-19-2-390	1		
20-17	K3192002900	TUBE, SPIRAL SP-20-290	1		
20-18	K3008000802-Y	ELBOW, ADJUSTABLE UN90-1128-19	1		
20-19	K1421020000-Y	PLUG, TAPERED W/SQUARE HEAD PT1/8	1		
20-20	LM351--0713Z2-Y	PIPE, M-CROSS VALVE LF (RH FRONT)	1		
20-21	K3008000902-Y	ELBOW, ADJUSTABLE UN90-1128-19	1		
20-22	K0887009120	O-RING, AS568-912	2		
20-23	K3100610980	HOSE, WP35-19-1-980	1		
20-24	K3192008800	TUBE, SPIRAL SP-20 880	1		
20-25	LM351--0712Z2-Y	PIPE, M-CROSS VALVE RF (LH FRONT)	1		

21. Hydraulic section C (Rear wheel motor)

LM351

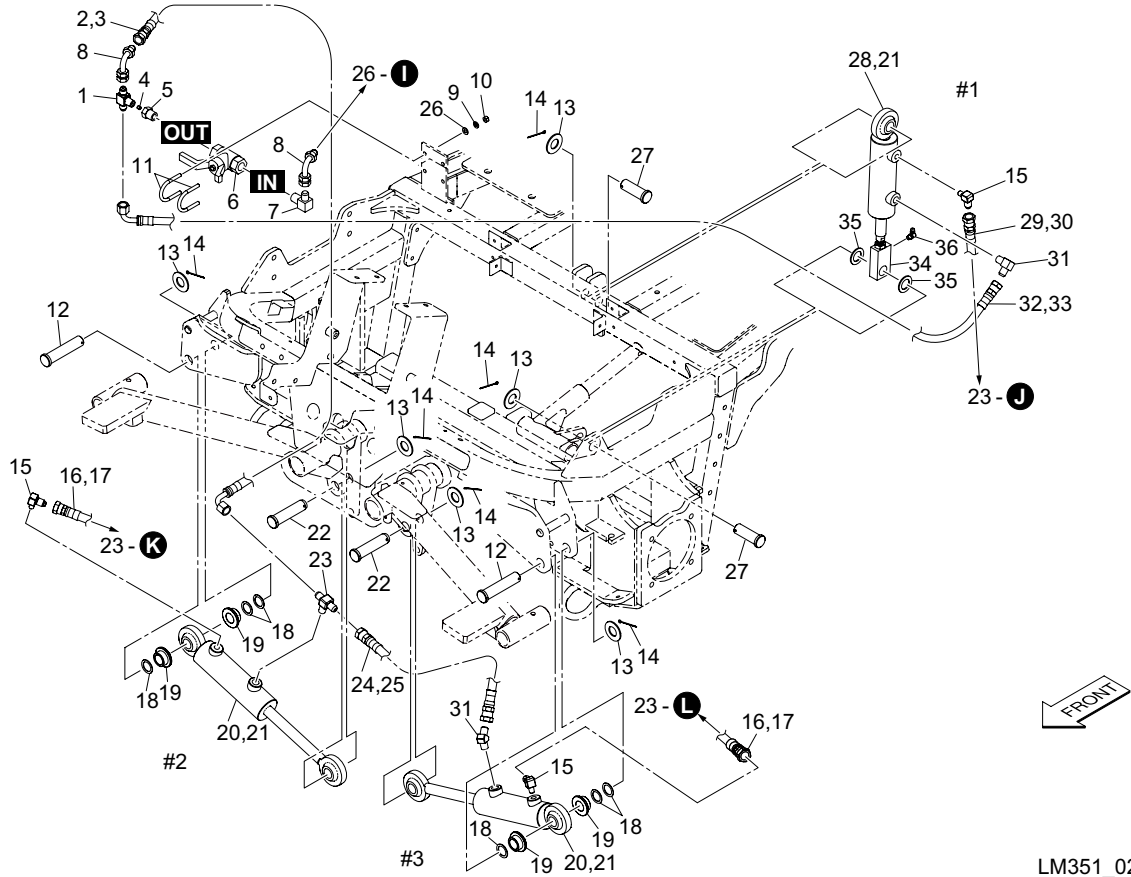


LM351_021_z00

Cat No.	Code No.	Part name	Qty	Remark	SN of application
21-1	K3008000812-Y	ELBOW, O-RING 1204-22-1, 1/16	1		
21-2	K0887009120	O-RING, AS568-912	1		
21-3	LM351--0711Z2-Y	PIPE, CROSS VALVE PUMP B	1		
21-4	K0200120002	WASHER, SPRING M12	8		
21-5	K0013120702	BOLT, HT M12-70	8		
21-6	K3292000070	MOTOR, WHEEL TGK240US080	2		
21-7	YSK000324	SEAL KIT	2		
21-8	K3008000762-Y	ELBOW, ADJUSTABLE UNF45-1129-15	4		
21-9	LM2400-0763Z0	HOSE, NWP245-15-1-1200	4		
21-10	K3192011000	TUBE, SPIRAL SP-20-1100	4		
21-11	LM351--0724ZD	PLATE, HYDRAULIC FITTING STOPPER	2		
21-12	K0000080152	BOLT, M8-15	4		
21-13	K0200080002	WASHER, SPRING M8	4		
21-14	K3026422121-Y	NIPPLE, KLO 22-060E	3		
21-15	K0881024000	O-RING, P24B	3		
21-16	K3008000842-Y	BUSH, 7/8-14UNFPF3/4	3		
21-17	K0887009100	O-RING, AS568-910	11		
21-18	K3315000080	VALVE, CROSS RELIEF YHFD-0108	1		
21-19	No Code	SEAL KIT	-	Contact your supplier	
21-20	K5000100002	WASHER, M10	7		
21-21	K0200100002	WASHER, SPRING M10	3		
21-22	K0013101252	BOLT, HT M10-125	3		
21-23	K3008000772-Y	CONNECTOR, W/O-RING 1096-15	4		
21-24	K0100100002	NUT, M10	1		
21-25	K0341000002	PIN, SNAP W/RETAINER M10	2		
21-26	LM351--0723Z2	COLLER, GUIDE	2		
21-27	LM351--0722Z2	ROD, GUIDE	1		

22. Hydraulic section D (Mower cylinder)

LM351

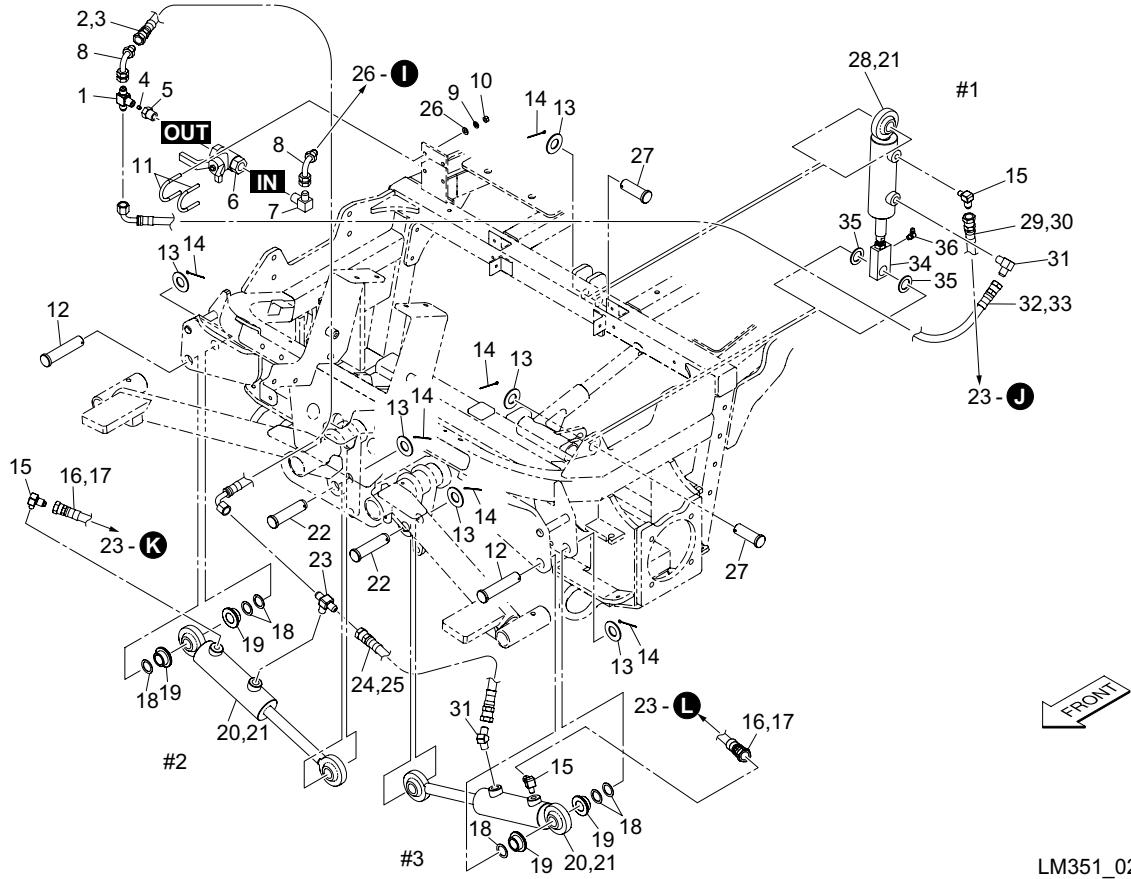


LM351_022_z00

Cat No.	Code No.	Part name	Qty	Remark	SN of application
22-1	K3029000391-Y	TEE, PT1/4*PF1/4M6	1		
22-2	K3103230850	HOSE, WP140-6-3-850	1		
22-3	K3190007500	TUBE, SPIRAL SP-12 750	1		
22-4	K0023000051-Y	SETSCREW, M6-6-1.2	1		
22-5	K3020060401-Y	BUSHING, BUT 3/8*1/4	1		
22-6	K3360000010	VALVE, STOP 397819	1		
22-7	K3006000012-Y	ELBOW, ODD SIZED PT3/8*PF1/4	1		
22-8	K3025069042-Y	ADAPTER, FOR PIPE 069-04	2		
22-9	K0200060002	WASHER, SPRING M6	4		
22-10	K0100060002	NUT, M6	4		
22-11	K0073000022	BOLT, W/F-RING, M6-40	2		
22-12	LM318--0209Z2	PIN, CYLINDER 84	2		
22-13	K5012320402	WASHER, SPCC 2.3-20-40	6		
22-14	K0300032402	PIN, COTTER M3.2-40	6		
22-15	K3006000152-Y	ELBOW, ODD SIZED PT1/8*PF1/4	3		
22-16	K3101230300	HOSE, WP70-6-3-300	2		
22-17	K3190002000	TUBE, SPIRAL SP-12 200	2		
22-18	K5011020282	WASHER, SPCC 1-20-28	4-8	for adjustment	
22-19	LM351--0720Z2	COLLER, FIXING HYDRAULIC CYLINDER	4		
22-20	K3205000050	CYLINDER, 40-110-307WP	2		
22-21	YD10000896-1	SEAL KIT, CYLINDER	3		
22-22	K6030200802	PIN, FLAT HEAD M20-80	2		
22-23	K3029000352-Y	TEE, PT1/4*PF1/4	1		
22-24	K3104220650	HOSE, WP175-6-2-650	1		
22-25	K3190005500	TUBE, SPIRAL SP-12 550	1		
22-26	K5000060002	WASHER, M6	4		
22-27	K6030200572	PIN, FLAT HEAD M20-57	2		
22-28	K3205000060	CYLINDER, 40-70 239AJ	1		
22-29	K3101210400	HOSE, WP70-6-1-400	1		
22-30	K3190003000	TUBE, SPIRAL SP-12 300	1		

22. Hydraulic section D (Mower cylinder)

LM351

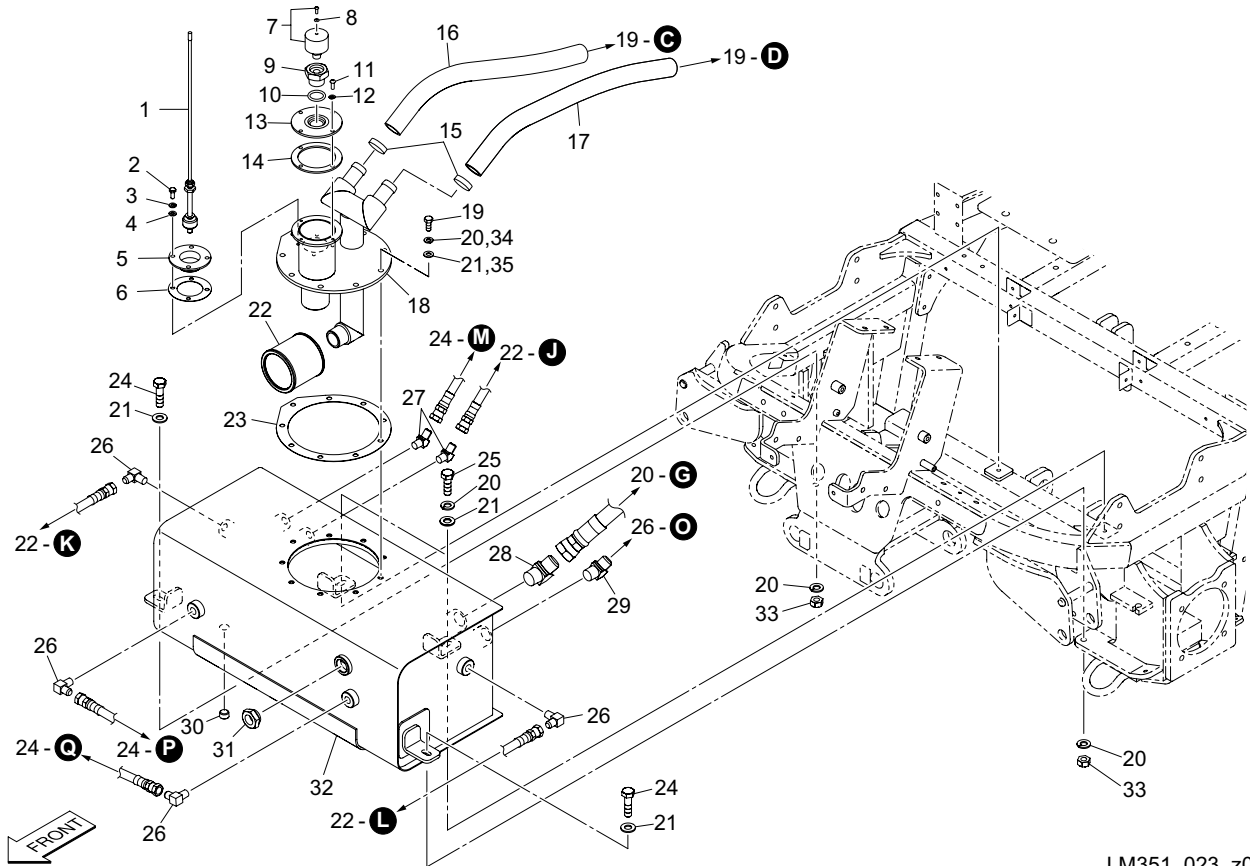


LM351_022_z00

Cat No.	Code No.	Part name	Qty	Remark	SN of application
22-31	K3001060002-Y	ELBOW, 90 1033-6	2		
22-32	K3103231000	HOSE, WP140-6-3-1000	1		
22-33	K3190009000	TUBE, SPIRAL SP-12 900	1		
22-34	LM351--0729ZD	HEAD, HYDRAULIC CYLINDER ROD	1		
22-35	K5012020322	WASHER, SPCC 2-20-32	1-3	for adjustment	
22-36	K1440000020	GREASE NIPPLE, 90 TYPE C	1		

23. Hydraulic section E (Hydraulic tank)

LM351

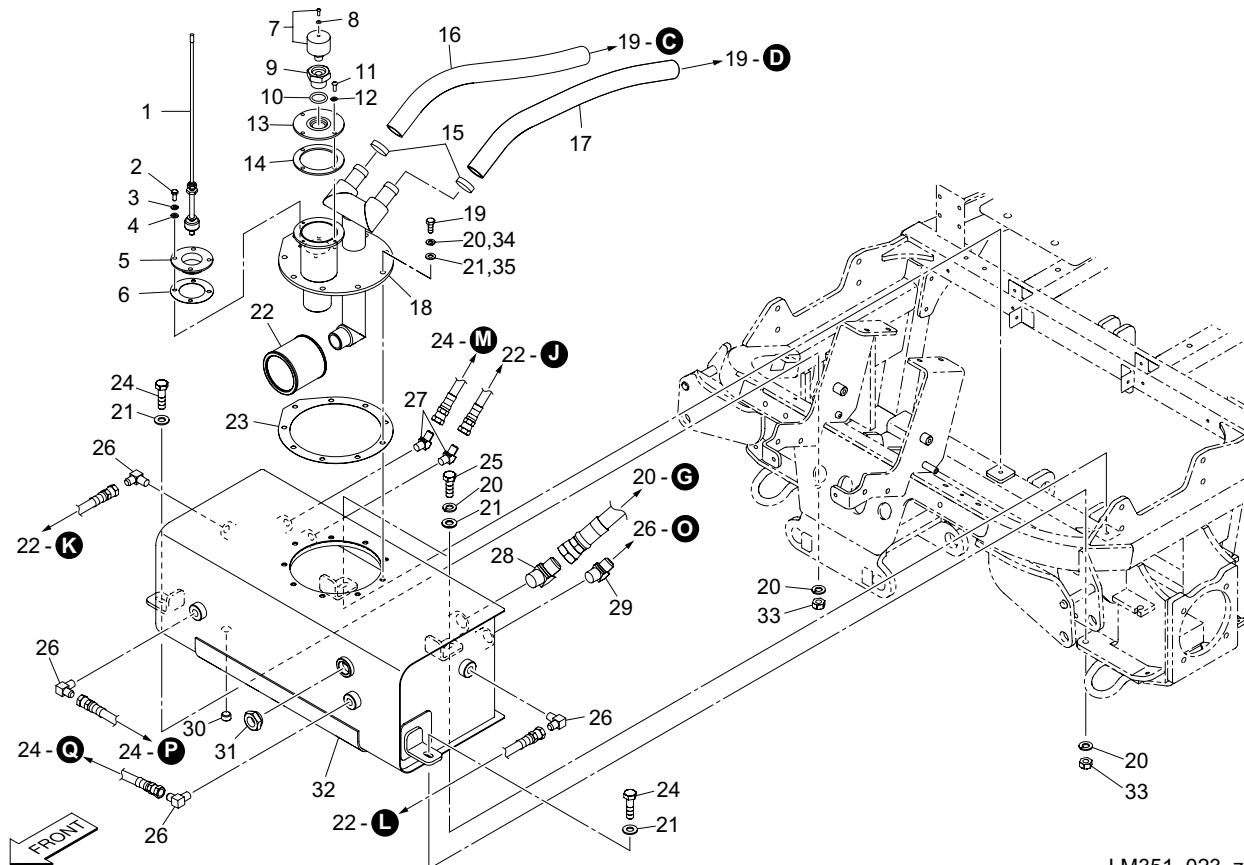


LM351_023_z00

Cat No.	Code No.	Part name	Qty	Remark	SN of application
23-1	K3720000130	SENSOR, LEVEL SWITCH	1		
23-2	K0000060152	BOLT, M6-15	4		
23-3	K0200060002	WASHER, SPRING M6	4		10001-10005
23a-3	K0922060000	SEAL, WASHER 6WF	4		10006-
23-4	K5000060002	WASHER, M6	4		10001-10005
23a-4	K0212060002	WASHER, DISK SPRING 1L M6	4		10006-
23-5	LM2400-0702Z2-Y	BRACKET, OIL LEVEL SENSOR	1		
23-6	K4011000330	PACKING, OIL-SHEET 0.8-4575	1		
23-7	K3400000030	BREATHER, FILLER PORT FAB-50	1		
23-8	K0922040000	SEAL, WASHER 4WF	1		
23-9	K3029000402-Y	BUSHING,R1/4*G3/4	1		
23-10	K0881024000	O-RING, P24B	1		
23-11	K0042050152	SCREW, + ROUND HEAD M5-15	4		
23-12	K0200050002	WASHER, SPRING M5	4		
23-13	K7180000072-Y	BRACKET, FILLER PORT	1		
23-14	K4011000340	PACKING,OIL-SHEET1-6788	1		
23-15	K4260000190	CLAMP, HOSE JUBILEE BAND 1	2		
23-16	K3100800400	HOSE, WP35-25-0-400	1		
23-17	K3100800450	HOSE, WP35-25-0-450	1		
23-18	LM351--0702Z2-Y	PORT, SUCTION HYDRAULIC TANK	1		
23-19	K0000080252	BOLT, M8-25	9		
23-20	K0200080002	WASHER, SPRING M8	13		10001-10005
23a-20	K0200080002	WASHER, SPRING M8	4		10006-
23-21	K5000080002	WASHER, M8	13		10001-10005
23a-21	K5000080002	WASHER, M8	4		10006-
23-22	K3413000020	FILTER, SUCTION SFT-08-150W	1		
23-23	K4011000350	PACKING	1		
23-24	K0000080302	BOLT, M8-30	2		
23-25	K0000080202	BOLT, M8-20	2		
23-26	K3001060002-Y	ELBOW, 90 1033-6	4		

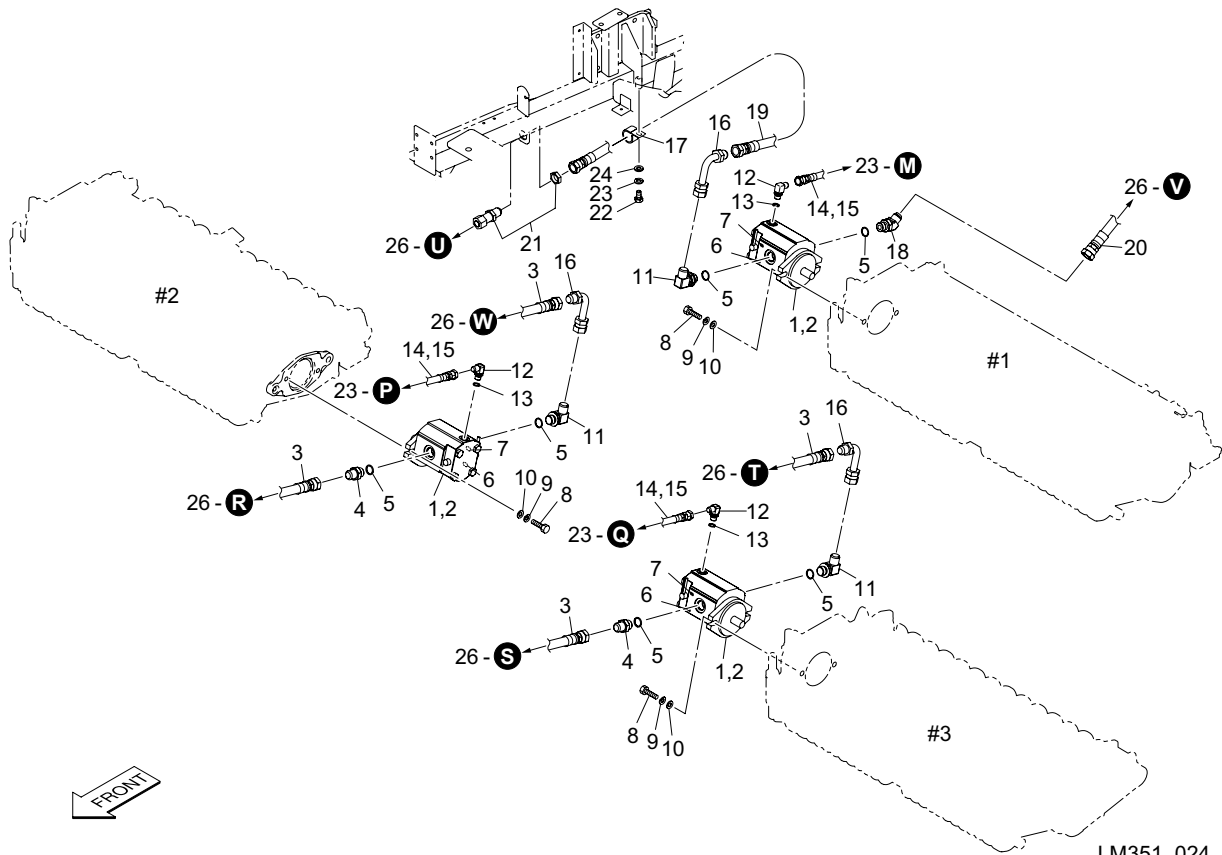
23. Hydraulic section E (Hydraulic tank)

LM351



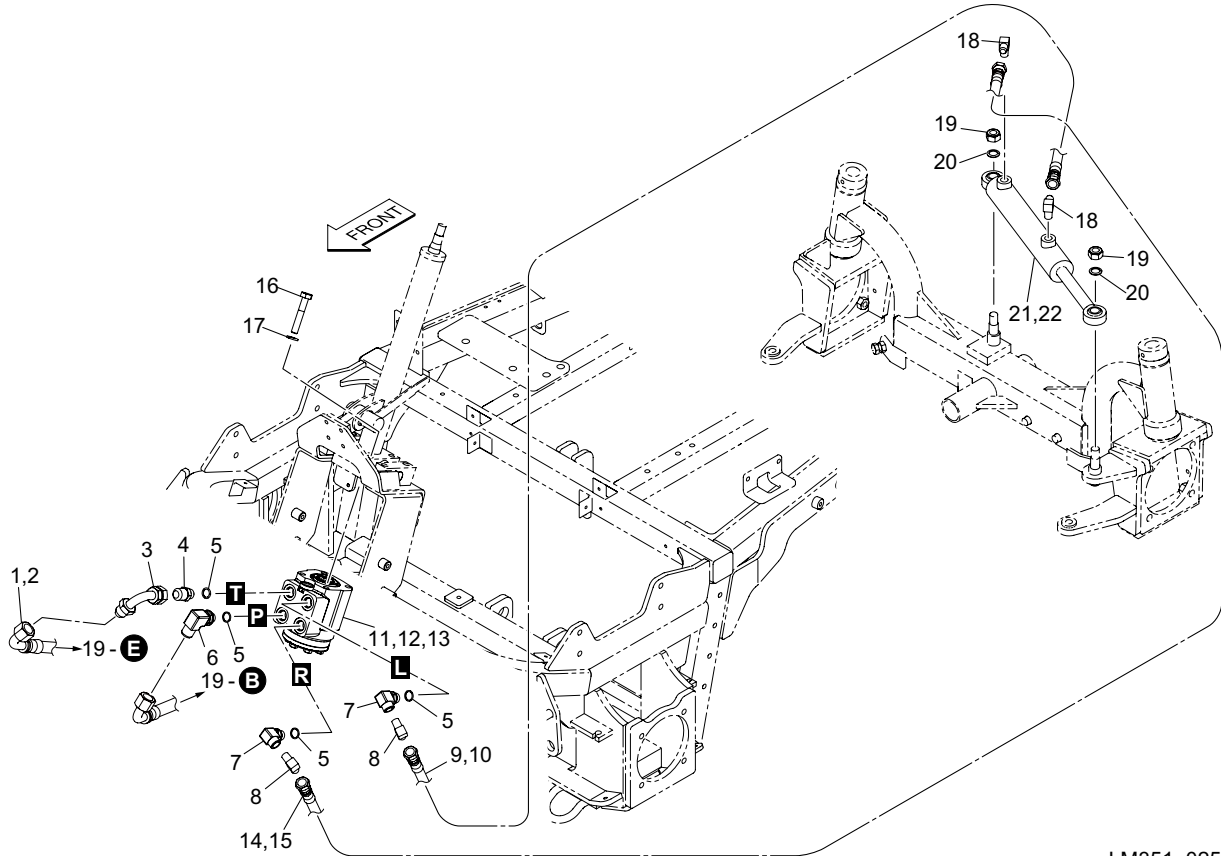
LM351_023_z00

Cat No.	Code No.	Part name	Qty	Remark	SN of application
23-27	K3003060002-Y	ELBOW, 45 1035-6	2		
23-28	K3003190002-Y	ELBOW, 45 1035-19	1		
23-29	K3003120002-Y	ELBOW, 45 1035-12	1		
23-30	K1422106001-Y	PLUG, TAPERED W/HEX HOLE T1 3/8	1		
23-31	K1400000046-Y	GAUGE, OIL G3/4 TYPE M	1		
23-32	LM351--0701ZD-Y	TANK, HYDRAULIC	1		
23-33	K0100080002	NUT, M8	2		
23-34	K0922080000	SEAL, WASHER 8WF	9		10006-
23-35	K0212080002	WASHER, DISK SPRING 1L M8	9		10006-



LM351_024_z00

Cat No.	Code No.	Part name	Qty	Remark	SN of application
24-1	K3282000070	MOTOR, GEAR PLM20.20	3		
24-2	YCA62029050	SEAL KIT, MOTOR PLM20-01S9R	3		
24-3	LM351--0725Z0	HOSE, WP210-12-3-1000	4		
24-4	K3009000092-Y	ADAPTER, PF1/2*PF1/2	2		
24-5	K0881018000	O-RING, P18B	6		
24-6	K4203001310	DECAL, REEL STOP	3		
24-7	K4203001300	DECAL, REEL ROTATION	3		
24-8	K0008100302	BOLT, SMALL M10-30	6		
24-9	K0200100002	WASHER, SPRING M10	6		
24-10	K5000100002	WASHER, M10	6		
24-11	K3008000042-Y	ELBOW, ADJUSTABLE 90 1086-12	3		
24-12	K3008000442-Y	ADAPTER, 90 1086-6	3		
24-13	K0881011000	O-RING, P11B	3		
24-14	K3100211500	HOSE, WP35-6-1-1500	3		
24-15	K3190014000	TUBE, SPIRAL SP-12 1400	3		
24-16	K302506L082-Y	ADAPTER, FOR PIPE 06L-08	3		
24-17	K42700500800	CLIP, HARNESS 50 M8	1		
24-18	K3008000182-Y	ELBOW, ADJUSTABLE 45	1		
24-19	LM351--0727Z0	HOSE, WP210-12-1-1000	1		
24-20	LM351--0726Z0	HOSE, WP210-12-2-1200	1		
24-21	K3026915081-Y	UNION, KUE15-040E	1		
24-22	K0000080152	BOLT, M8-15	1		
24-23	K0200080002	WASHER, SPRING M8	1		
24-24	K5000080002	WASHER, M8	1		

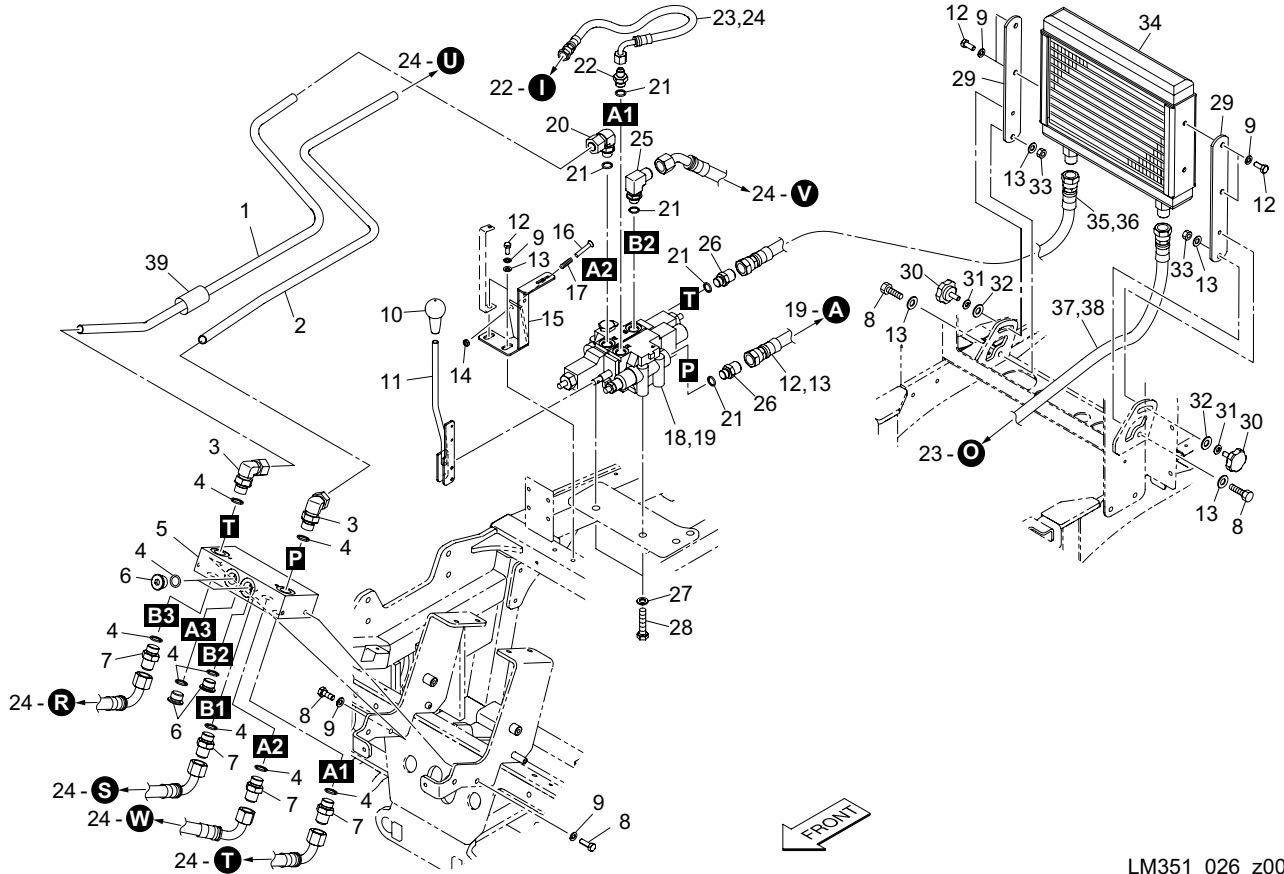


LM351_025_z00

Cat No.	Code No.	Part name	Qty	Remark	SN of application
25-1	K3100431060	HOSE, WP35-12-3-1060	1		
25-2	K3191009600	TUBE, SPIRAL SP-15 960	1		
25-3	K3025069082-Y	ADAPTER, FOR PIPE 069-08	1		
25-4	K3009000172-Y	ADAPTER, PF3/8*PF1/2	1		
25-5	K0881014000	O-RING, P14B	4		
25-6	K3008000192-Y	ADAPTER, ODD SIZED 90 PF1/2*PF3/8	1		
25-7	K3008000082-Y	ELBOW, ADJUSTABLE 90 PF3/8PT1/4	2		
25-8	K3001060002-Y	ELBOW, 90 1033-6	2		
25-9	K3102212250	HOSE, WP105-6-1-2250	1		
25-10	K3190021500	TUBE, SPIRAL SP-12 2150	1		
25-11	K3295000020	STEERING CNTL UNIT, ORBITROL AJ02010(G)	1		
25-12	Y00420011T	SEAL KIT, 406100	1		
25-13	Y00420012T	BEARING KIT, NEEDLE 407200	1		
25-14	K3102212150	HOSE, WP105-6-1-2150	1		
25-15	K3190020500	TUBE, SPIRAL SP-12 2050	1		
25-16	K0000100502	BOLT, M10-50	4		
25-17	K0200100002	WASHER, SPRING M10	4		
25-18	K3001060002-Y	ELBOW, 90 1033-6	2		
25-19	K0145140002	NUT, W/F-RING M14 P1.5	2		
25-20	K0215140001	WASHER, DISK SPRING 2H M14	2		
25-21	K3216000020	CYLINDER, 35-192-323	1		
25-22	K3216000020-SK	SEAL KIT	1		

26. Hydraulic section H (Valve / Oil cooler)

LM351

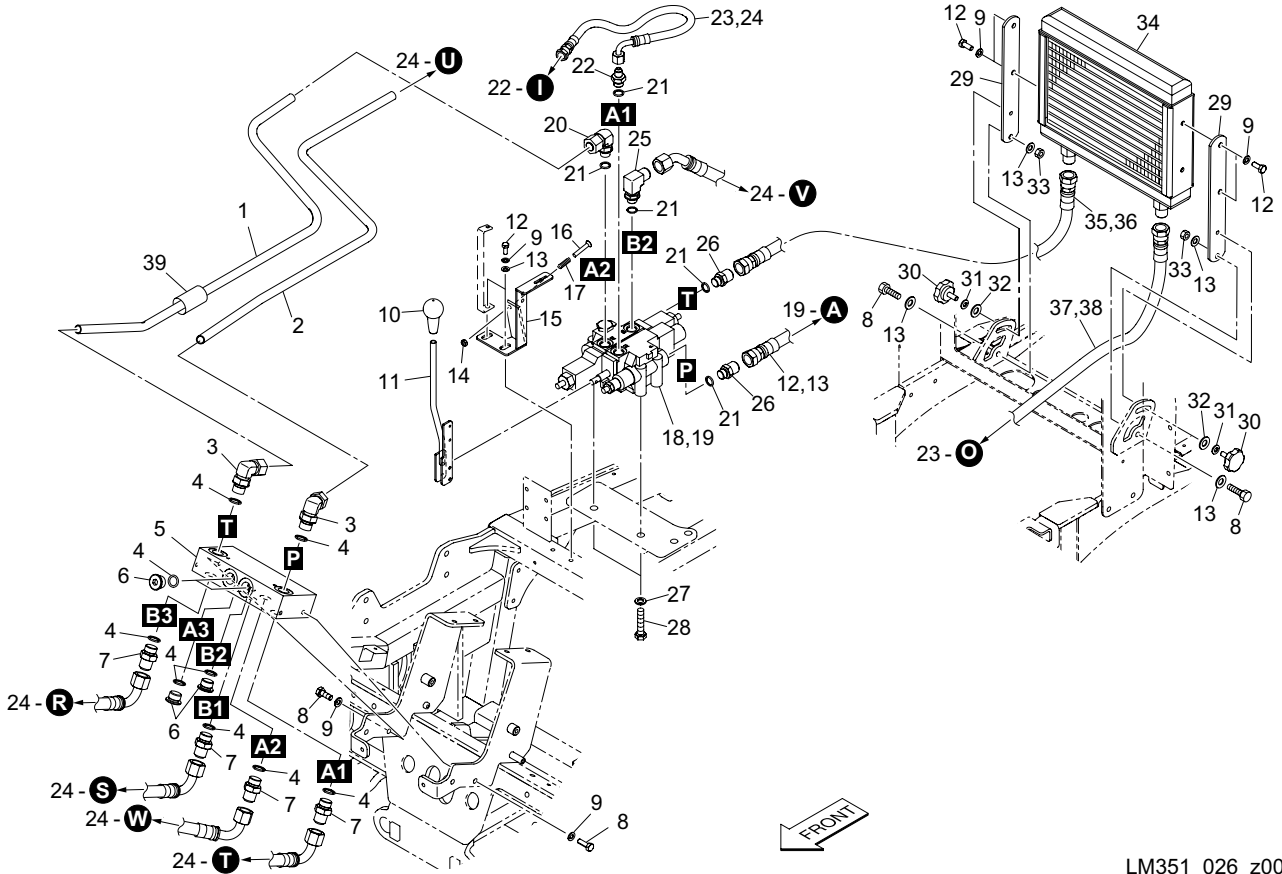


LM351_026_z00

Cat No.	Code No.	Part name	Qty	Remark	SN of application
26-1	LM351--0718Z2-Y	PIPE, MULTI VALVE B2	1		
26-2	LM351--0717Z2-Y	PIPE, MULTI VALVE B2	1		
26-3	K3026415081-Y	NIPPLE, KLO15-040E	2		
26-4	K0881018000	O-RING, P18B	10		
26-5	LM282--0701Z2	MANIFOLD	1		
26-6	K1420000232-Y	PLUG, O-RING 215-PF1/2	4		
26-7	K3009000092-Y	ADAPTER, PF1/2*PF1/2	4		
26-8	K0000080252	BOLT, M8-25	6		
26-9	K0200080002	WASHER, SPRING M8	10		
26-10	K1300000040	GRIP, PLASTIC BLACK 9-35.5	1		
26-11	LM2400-0720Z2	LEVER, OPERATING	1		
26-12	K0000080202	BOLT, M8-20	6		
26-13	K5000080002	WASHER, M8	6		
26-14	K0144060002	NUT, W/F-RING M6	1		
26-15	LM2400-0721Z2	BRACKET, OPERATING LEVER	1		
26-16	K0041060352	SCREW, + FLAT HEAD M6-35	1		
26-17	K1000000260	SPRING, COMPRESSION M0.7-8.4-25	1		
26-18	K3303000050	VALVE, MULTI DOUBLE	1		
26-19	K3303000050-SK	SEAL KIT, D50603090-1	1		
26-20	K3026415061-Y	ELBOW, NIPPLE KLO15-030E	1		
26-21	K0881014000	O-RING, P14B	5		
26-22	K3009000202-Y	ADAPTER, PF1/4*PF3/8	1		
26-23	K3104230530	HOSE, WP175-6-3-530	1		
26-24	K3190004300	TUBE, SPIRAL SP-12 430	1		
26-25	K3008000192-Y	ADAPTER, ODD SIZED 90 PF1/2*PF3/8	1		
26-26	K3009000172-Y	ADAPTER, PF3/8*PF1/2	2		
26-27	K0200120002	WASHER, SPRING M12	2		
26-28	K0000120252	BOLT, M12-25	2		
26-29	LM2400-0642ZD	RETAINER, OIL COOLER	2		
26-30	K1320000220	KNOB, W/M8 4220	2		

26. Hydraulic section H (Valve / Oil cooler)

LM351

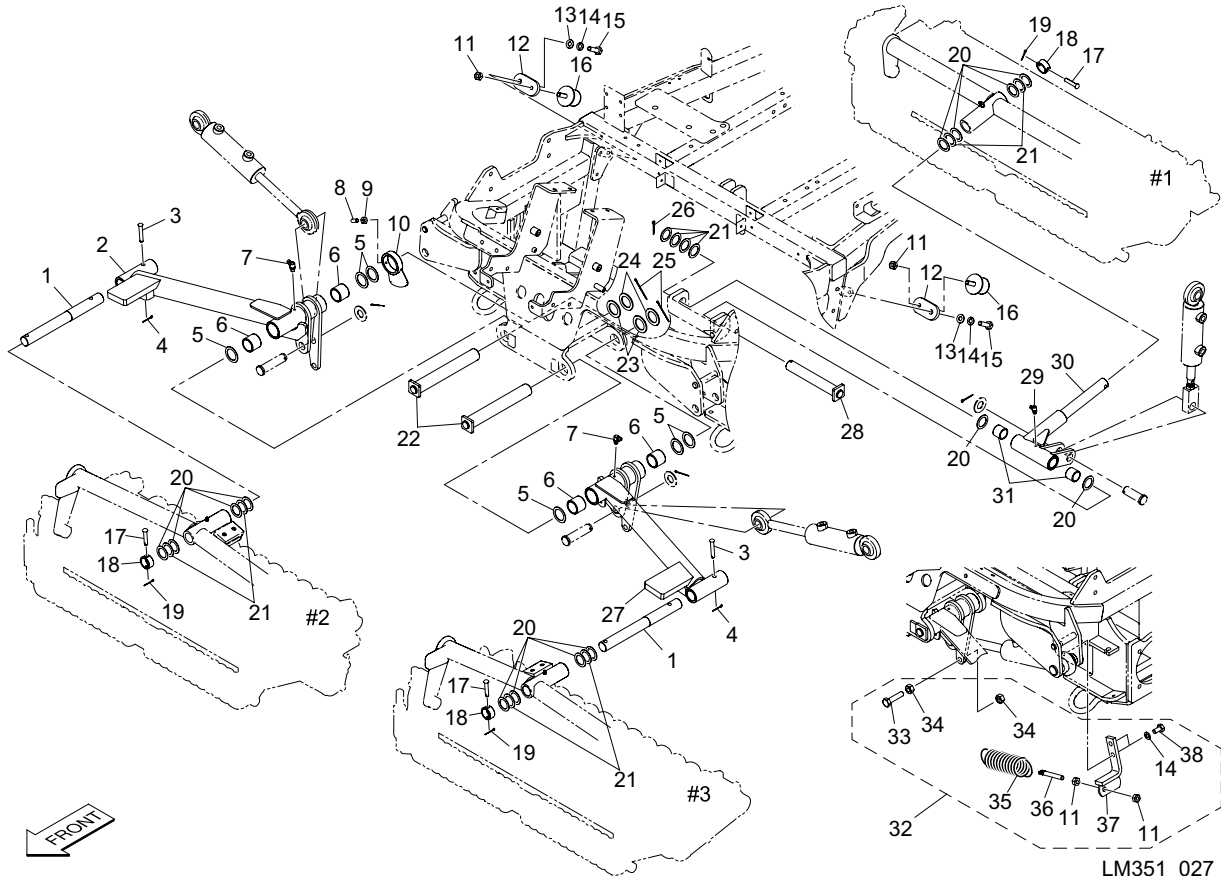


LM351_026_z00

Cat No.	Code No.	Part name	Qty	Remark	SN of application
26-31	K0213080002	WASHER, DISK SPRING 1H M8	2		
26-32	K5073208202	WASHER, SPHC 3.2-8-20	2		
26-33	K0144080002	NUT, W/F-RING M8	2		
26-34	K3431000040	COOLER, OIL	1		
26-35	K3100411510	HOSE, WP35-12-1-1510	1		
26-36	K3191014100	TUBE, SPIRAL SP-15 1410	1		
26-37	K3100411850	HOSE, WP35-12-1-1850	1		
26-38	K3191017500	TUBE, SPIRAL SP-15 1750	1		
26-39	K3187000500	HOSE, VINYL 15-50	1		10006-

27. Lift arm section

LM351

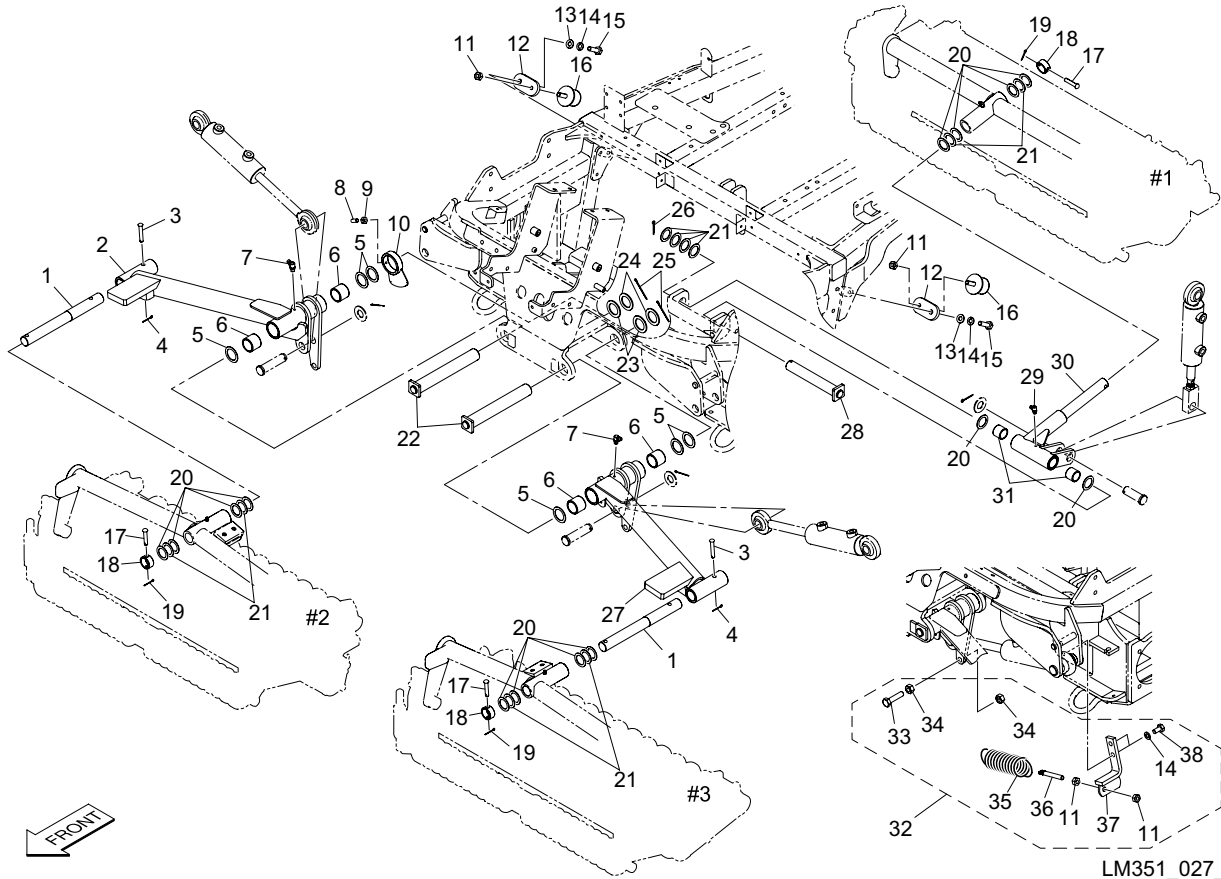


LM351_027_z00

Cat No.	Code No.	Part name	Qty	Remark	SN of application
27-1	K6155000220	SHAFT, STEPPED	2		
27-2	LM285--0205BD	ARM, LIFTING FRONT (RH)	1		
27-3	K6041080488	PIN, ROUND HEAD HT M8-48.5	2		
27-4	K0300025202	PIN, COTTER M2.5-20	2		
27-5	K5051030420	WASHER, C5191P 1-30-42	8-16	for adjustment	
27-6	K6000000080	BUSH, COPPER 30-36-30	4		
27-7	K1440000030	GREASE NIPPLE, 67.5 TYPE B	2		
27-8	K0023060151	SETSCREW, M6-15	1		
27-9	K0100060002	NUT, M6	1		
27-10	LM331--0574A0	MAGNET COMP	1		
27-11	K0100100002	NUT, M10	6		
27-12	LM332--0626Z2	PLATE, W/ M10 TAPPED HOLE	2		
27-13	K5000100002	WASHER, M10	2		
27-14	K0200100002	WASHER, SPRING M10	6		
27-15	K0000100202	BOLT, M10-20	2		
27-16	K4049050000	STOPPER, RUBBER KI-50	2		
27-17	K6040080402	PIN, ROUND HEAD M8-40	6		
27-18	K6215000142	COLLAR, STKM W/HOLE M26-32-15	3		
27-19	K0340800002	PIN, SNAP W/RETAINER M8	6		
27-20	K5051025370	WASHER, C5191P 1-25.4-37	14		
27-21	K5011025372	WASHER, SPCC 1-25.4-37	10		
27-22	K7147000232	PIN, W/HOLE M30-199	2		
27-23	K5012330452	WASHER, SPCC 2.3-30-45	0-12	for adjustment	
27-24	K5011030422	WASHER, SPCC 1-30-42	0-12	for adjustment	
27-25	K0300040502	PIN, COTTER M4-50	2		
27-26	K0300040322	PIN, COTTER M4-32	1		
27-27	LM285--0204BD	ARM, LIFTING FRONT (LH)	1		
27-28	K7147000242	PIN, W/HOLE M25.4-160	1		
27-29	K1440000020	GREASE NIPPLE, 90 TYPE C	1		
27-30	LM318--0220AD	ARM, LIFTING REAR	1		

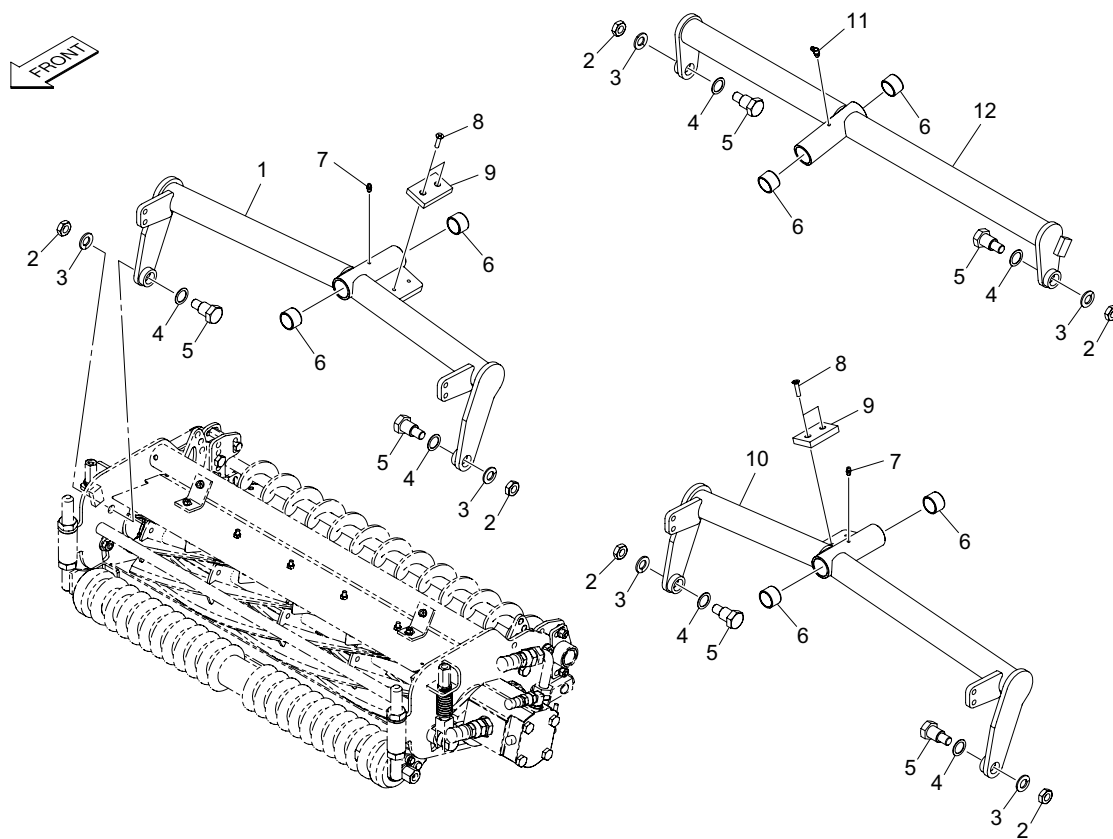
27. Lift arm section

LM351



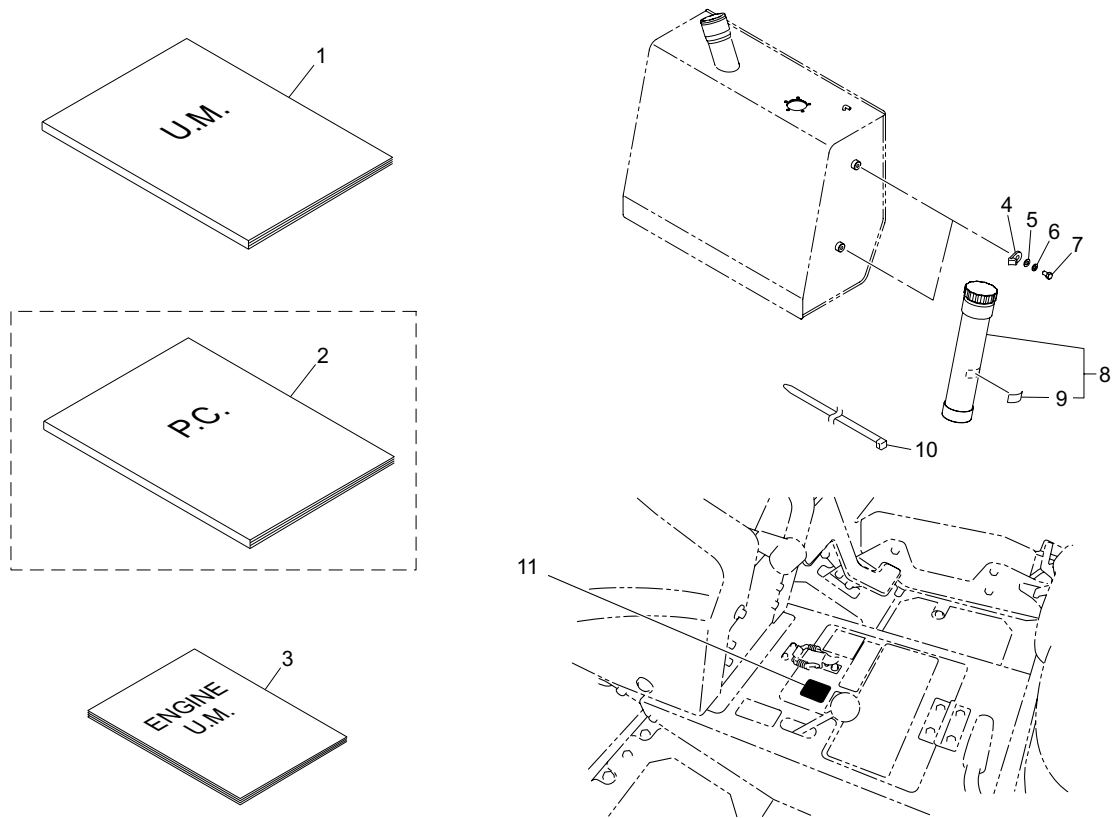
LM351_027_z00

Cat No.	Code No.	Part name	Qty	Remark	SN of application
27-31	K6000000390	BUSH, COPPER 25.4-30.2-20	2		
27-32	LM285--2801Z0	BRACKET COMP, LIFTING	1		
27-33	K0010120502	BOLT, HT M12-50	2		
27-34	K0100120002	NUT, M12	4		
27-35	K1030000168	SPRING, W/U HOOK M4.5-49-168	2		
27-36	K6122000292	SCREW, ADJUSTING M10-80	2		
27-37	LM285--2802ZD	LATCH, SPRING	2		
27-38	K0000100202	BOLT, M10-20	4		



LM351_028_z00

Cat No.	Code No.	Part name	Qty	Remark	SN of application
28-1	LM351--0101ZR	ARM, MOWER #2	1		
28-2	K0105140002	NUT, P1.5 M14-3	6		
28-3	K0212140002	WASHER, DISK SPRING 1L M14	6		
28-4	K5011020282	WASHER, SPCC 1-20-28	6		
28-5	K6082000132	BOLT, STEPPED FOR FIXING FRAME	6		
28-6	K6000000120	BUSH, 25.4-30.1-20	6		
28-7	K1440000010	GREASE NIPPLE, STRAIGHT TYPE A	2		
28-8	K0041060202	SCREW, + FLAT HEAD M6-20	4		
28-9	K4033000380	STOPPER, URETHAN RUBBER	2		
28-10	LM351--0102ZR	ARM, MOWER #3	1		
28-11	K1440000020	GREASE NIPPLE, 90 TYPE C	1		
28-12	LM281--2201ZR	ARM, MOWER #1	1		

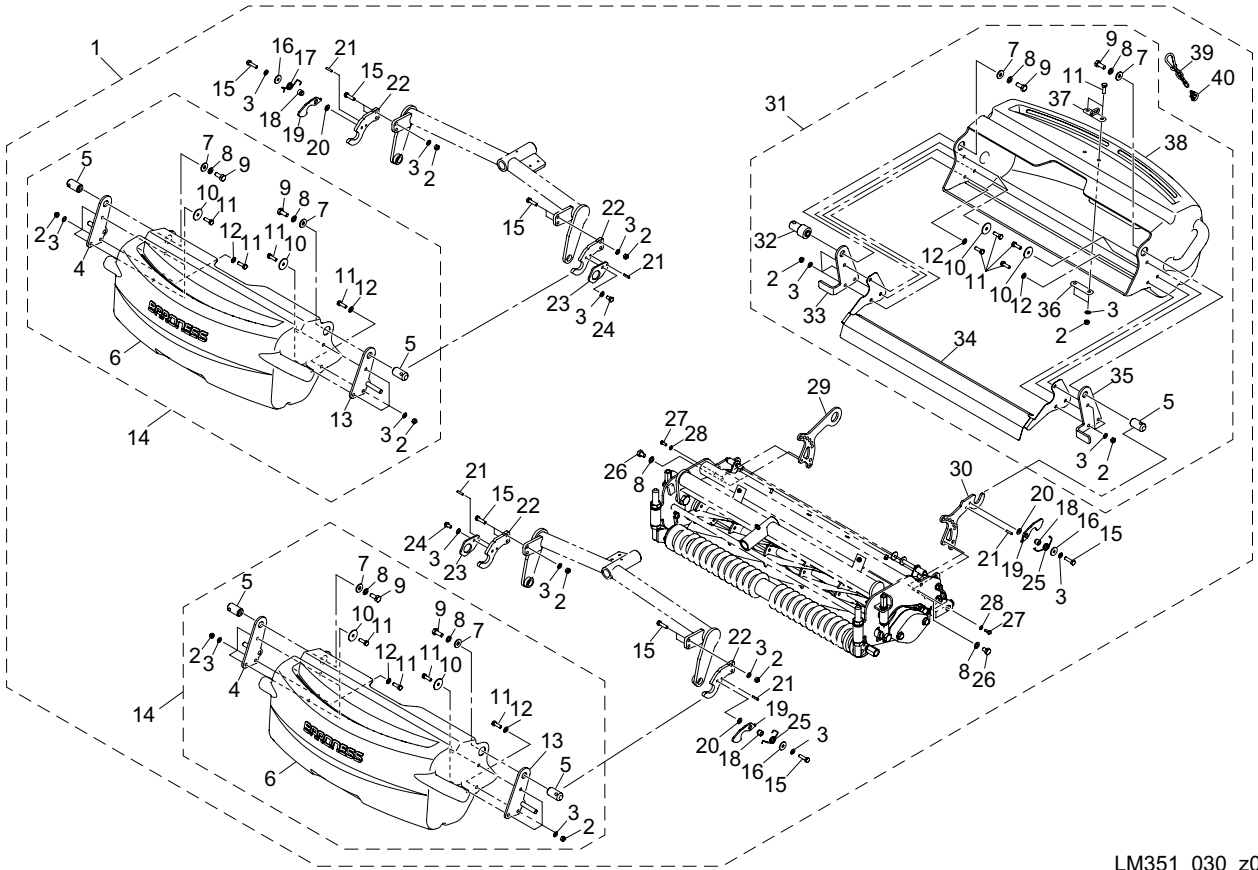


LM351_029_z00

Cat No.	Code No.	Part name	Qty	Remark	SN of application
29b-1	750101-184-A	OWNERS OPERATING MANUAL, LM351 <UK>	1		
29b-2	750101-184-B	PARTS CATALOG, LM351 <UK>	1	Available for sale	
29-3	PF1G398-8911-3	OWNERS OPERATING MANUAL FOR ENGINE	1		
29-4	K4241000150	MOUNT, TIE CLB8-SB10	2		
29-5	K5000080002	WASHER, M8	2		
29-6	K0200080002	WASHER, SPRING M8	2		
29-7	K0000080152	BOLT, M8-15	2		
29-8	K5920000130	CASE, FOR MANUALS	1		
29-9	K4209001300	DECAL, OWNERS MANUAL	1		
29-10	K4241000130	BAND, PLASTIC TRCV-450W	2		
29-11	LM351--0926Z0	LABEL, QR CODE LM351	1		

30. Grass catcher section

LM351

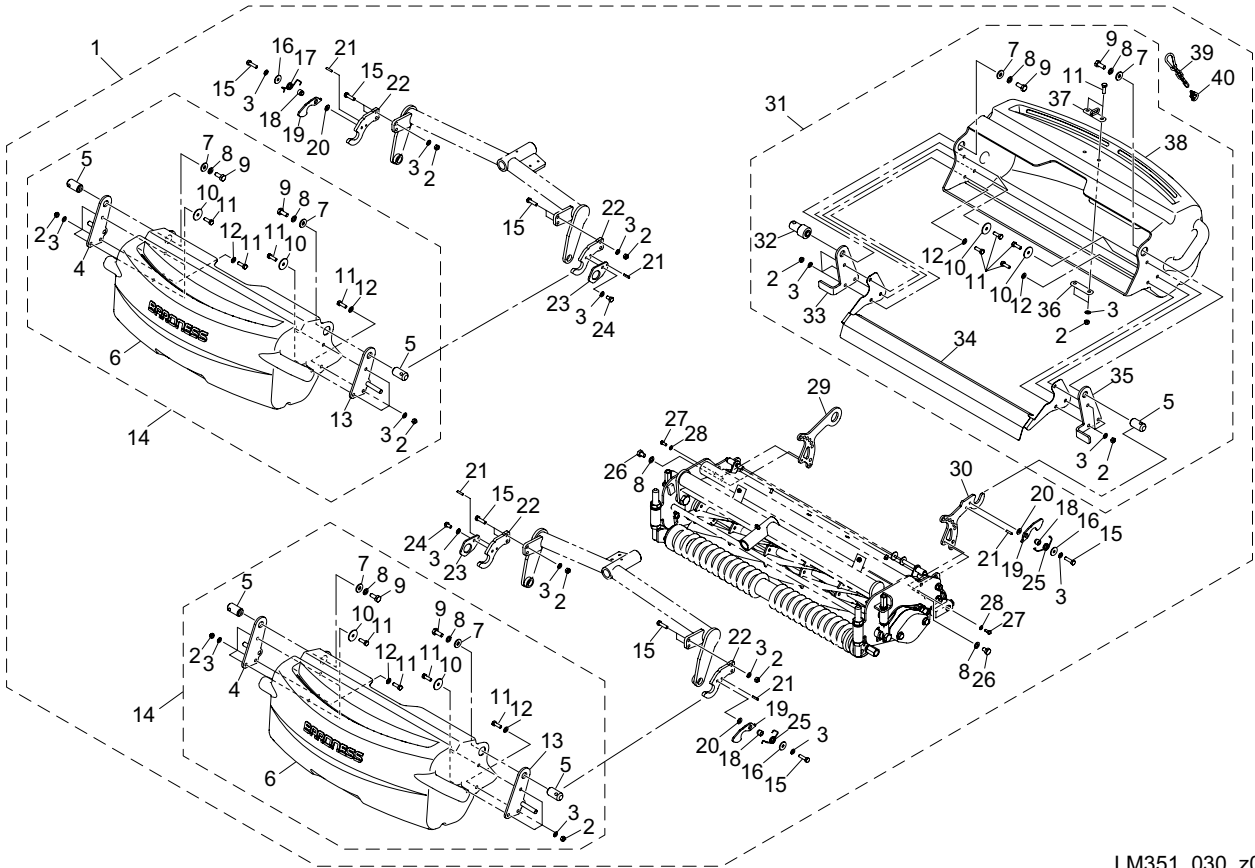


LM351_030_z00

Cat No.	Code No.	Part name	Qty	Remark	SN of application
30-1	LM351--2410Z0	KIT, GRASS CATCHER	1	Option	
30-2	K0100080002	NUT, M8	28		
30-3	K0200080002	WASHER, SPRING M8	33		
30-4	LS66--6108ZD	BRACKET, (RH)	2		
30-5	LS66--6101Z2	PIN, GRASS CATCHER	5		
30-6	LS66--6001Z0	GRASS CATCHER, 26	2		
30-7	K5073210262	WASHER, SPHC 3.2-10-26	6		
30-8	K0200100002	WASHER, SPRING M10	8		
30-9	K0000100252	BOLT, M10-25	6		
30-10	K5012308352	WASHER, SPCC 2.3-8-35	12		
30-11	K0000080252	BOLT, M8-25	20		
30-12	K5000080002	WASHER, M8	6		
30-13	LS66--6107ZD	BRACKET, (LH)	2		
30-14	LS66--7312Z0	GRASS CATCHER ASSY, #2 #3 MOWER	2		
30-15	K0000080302	BOLT, M8-30	11		
30-16	K5012308262	WASHER, SPCC 2.3-8-26	3		
30-17	LS66--6104Z8	SPRING, TORSION W/U-SHAPED END (RH)	1		
30-18	LS66--6103Z2	COLLAR, 8.5	3		
30-19	LS66--6102AD	HOOK	3		
30-20	K5051008180	WASHER, C5191P 1-8-18	3		
30-21	K0320050221	PIN, SPRING M5-22	5		
30-22	LH52--6101ZD	PLATE, MOUNTING	4		
30-23	LS66--6106ZD	PLATE, MOUNTING	2		
30-24	K0000080152	BOLT, M8-15	2		
30-25	LS66--6105Z8	SPRING, TORSION W/U-SHAPED END (LH)	2		
30-26	K0000100152	BOLT, M10-15	2		
30-27	K0000060152	BOLT, M6-15	2		
30-28	K0200060002	WASHER, SPRING M6	2		
30-29	LM351--2404ZD	RECEIVER, GRASS CATCHER REAR (RH)	1		
30-30	LM351--2403ZD	RECEIVER, GRASS CATCHER REAR (LH)	1		

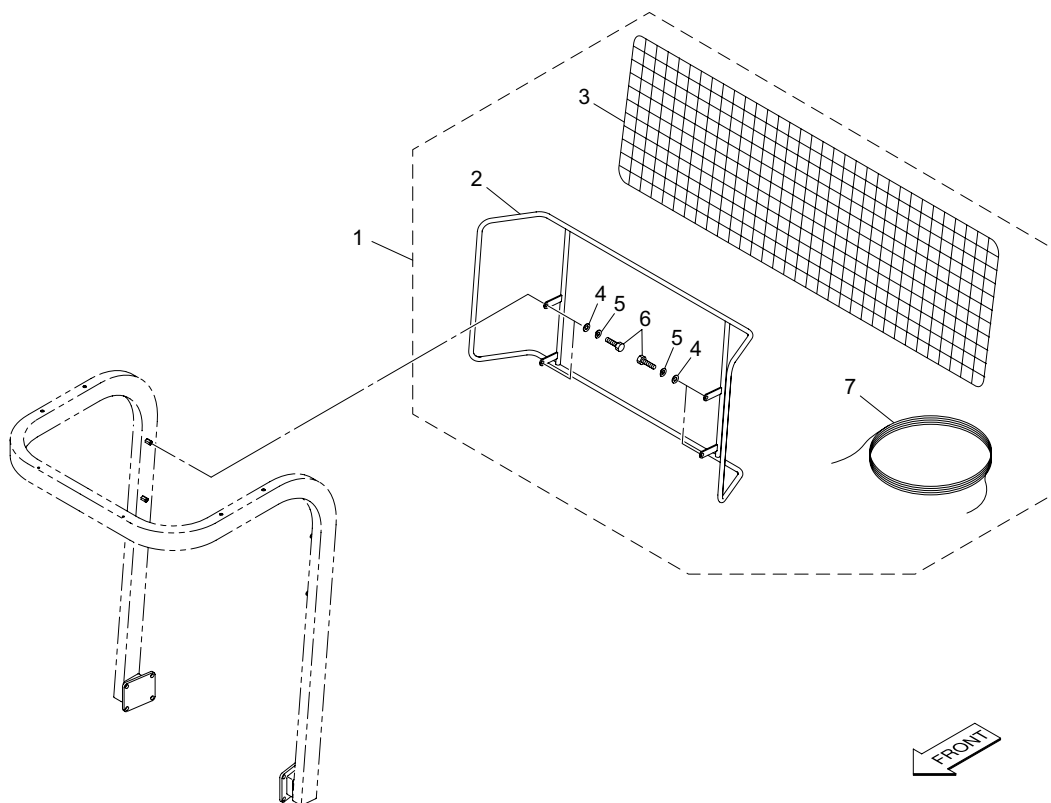
30. Grass catcher section

LM351



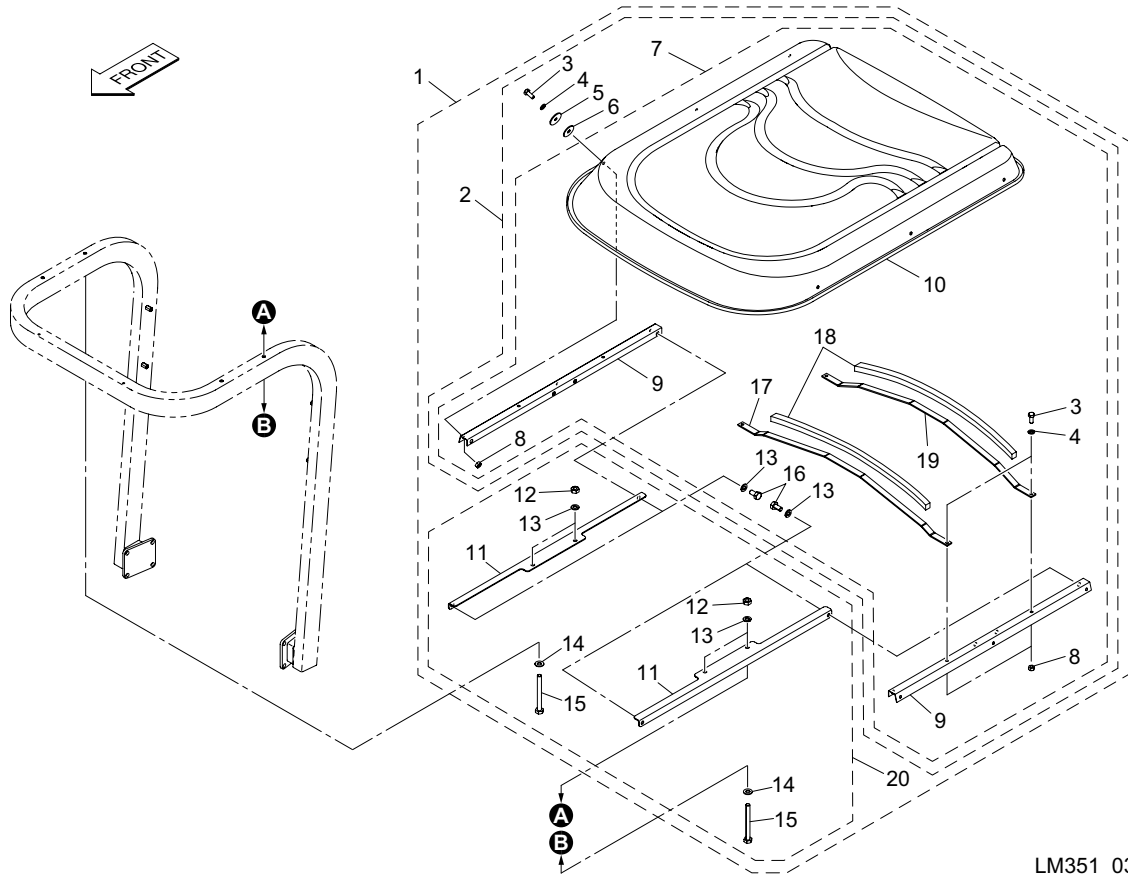
LM351_030_z00

Cat No.	Code No.	Part name	Qty	Remark	SN of application
30-31	LS60---2406Z0	GRASS CATCHER ASSY, #1	1		
30-32	LM331--7305Z2	PIN, STEPPED	1		
30-33	LM351--2402ZD	BRACKET, B	1		
30-34	LS60---7001ZD	PLATE, EXTENTION	1		
30-35	LM351--2401ZD	BRACKET, A	1		
30-36	K5141000202	PLATE, MOUNTING	1		
30-37	K7355000242	FITTING	1		
30-38	LS60---6001A0	GRASS CATCHER, 30	1		
30-39	K7304000072	CHAIN, W/NUT M6	1		
30-40	K1520000130	HOOK, CHAIN	1		



LM351_031_z00

Cat No.	Code No.	Part name	Qty	Remark	SN of application
31-1	LM351--2301Z0	NET ASSY, BALL PROTECTION NET	1	Option	
31-2	LM351--2302ZD	BRACKET, BALL PROTECTION NET	1		
31-3	K4130000020	NET, PROTECTION 550*1375 S	1		
31-4	K5000080002	WASHER, M8	4		
31-5	K0200080002	WASHER, SPRING M8	4		
31-6	K0000080152	BOLT, M8-15	4		
31-7	K4140000020	ROPE, 2-6700S	2		



LM351_032_z00

Cat No.	Code No.	Part name	Qty	Remark	SN of application
32-1	K9120000060	ROOF AND FRAME ASSY	1	Option	
32-2	K9120000030	ROOF ASSY	1		
32-3	K0000080202	BOLT, M8-20	10		
32-4	K0200080002	WASHER, SPRING M8	10		
32-5	K5012308352	WASHER, SPCC 2.3-8-35	6		
32-6	K1900000130	RUBBER, FOR ROOF	6		
32-7	K1900000140	ROOF ASSY	1		
32-8	K0100080002	NUT, M8	10		
32-9	K190000011D	SUPPORT, HOOD	2		
32-10	K1900000080	ROOF	1		
32-11	K520500040D	PLATE, FOR FIXING ROOF	2		
32-12	K0100100002	NUT, M10	4		
32-13	K0200100002	WASHER, SPRING M10	8		
32-14	K5000100002	WASHER, M10	4		
32-15	K0000101002	BOLT, M10-100	4		
32-16	K0000100202	BOLT, M10-20	4		
32-17	K190000010D	ARCH, B	1		
32-18	K1900000120	SPONGE, URETHANE 20-20840	2		
32-19	K190000009D	ARCH, A	1		
32-20	K9120000050	BRACKET SET, FOR AWNING FRAME	1		

BARONESS[®]
Quality on Demand

 **KYOEISHA CO., LTD.**
Head Office 1-26, Miyuki-cho, Toyokawa-city, Tel :+81-533-84-1390
Aichi-pref, 442-8530 JAPAN Fax :+81-533-84-1220