


LM331

3-Unit Surround & Trim Mower

Parts catalog



BARONESS
Quality on Demand

Greeting

Thank you for purchasing Baroness machine.

This machine has been shipped from the factory after comprehensive test runs and inspections. However, the optimum performance of the machine depends on how you use and maintain it, including routine inspections, adjustments, and fuel supplies before and after the operation.

We hope you will use the machine safely, and take advantage of its best performance.

Note

(For inquiry about this machine)

Since the type of machine may be changed sequentially, inform us of the type and the serial number.

The information described in this manual is subject to change without prior notice.

When replacing parts, be sure to use Baroness parts or parts designated by Kyo-eisha.

Note that the Baroness product warranty may not apply to defects caused by the use of parts from other companies.

(For ordering parts)

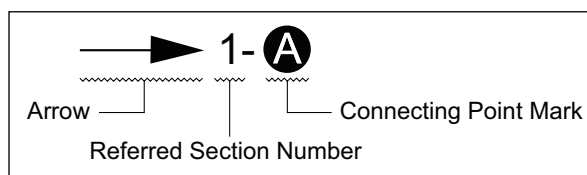
For prevention of delivery of wrong parts, be sure to inform us of the code number and the part name.

Example:	Code No.	Part Name	Qty
	K0200100002	WASHER, SPRING M10	8

<Indication of the connecting point shown on the other page>

(Example and description)

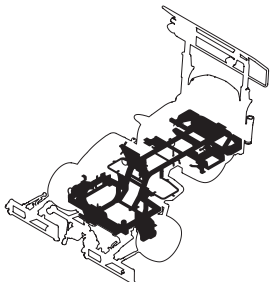
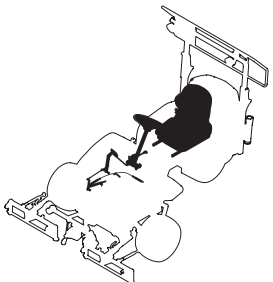
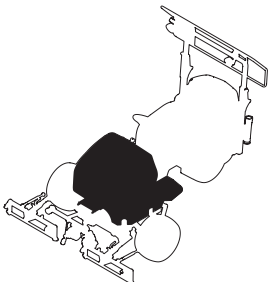
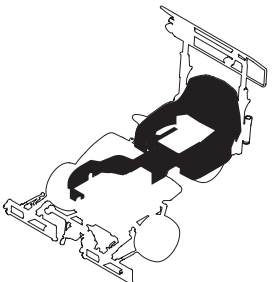
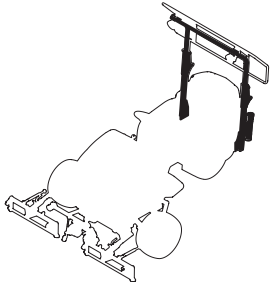
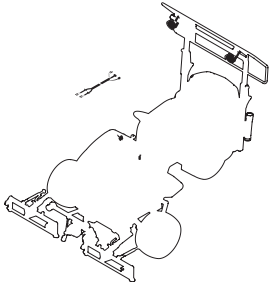
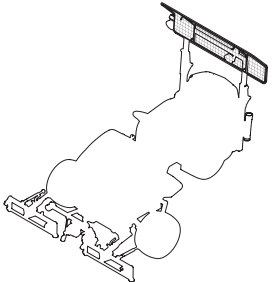
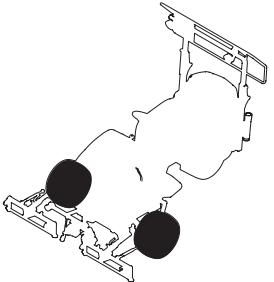
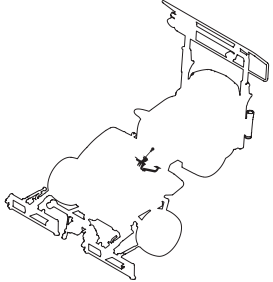
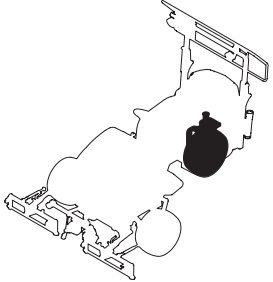
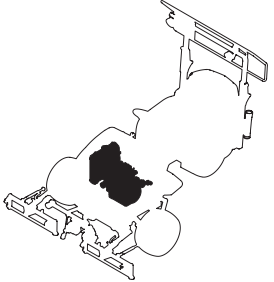
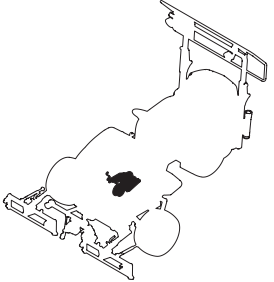
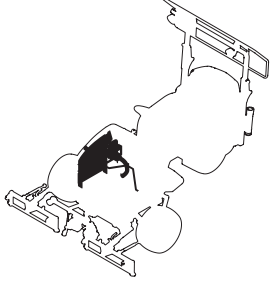
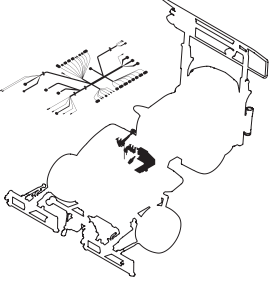
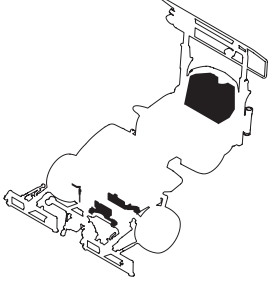
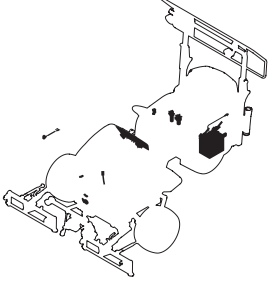
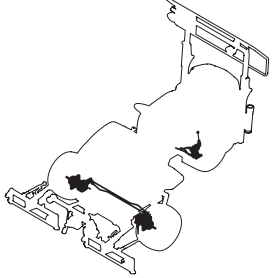
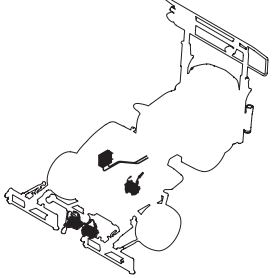
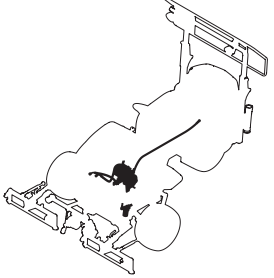
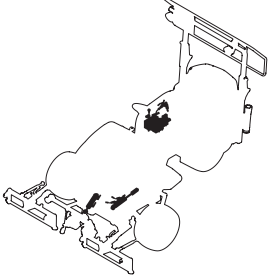
The following indication shows the connecting point of the part shown on the other page.

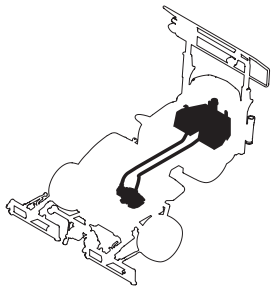
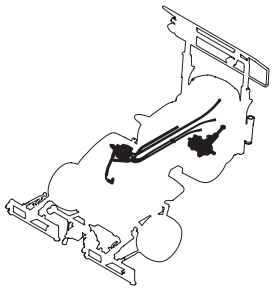
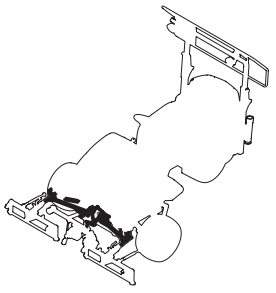
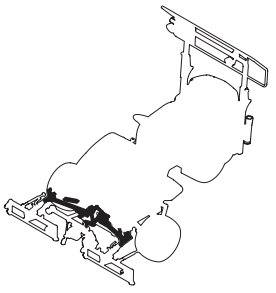
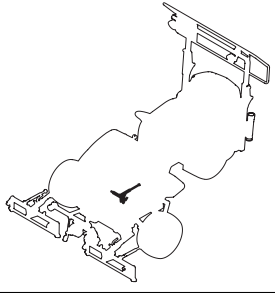
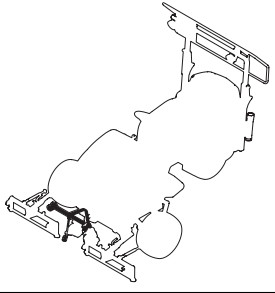
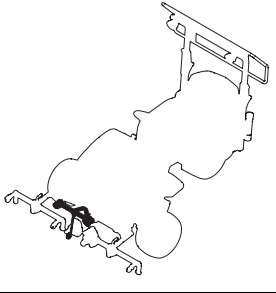
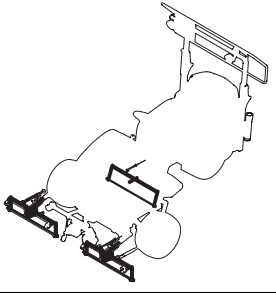
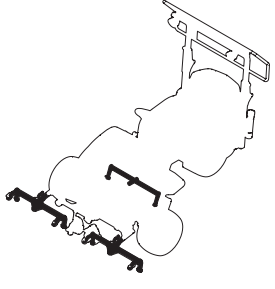
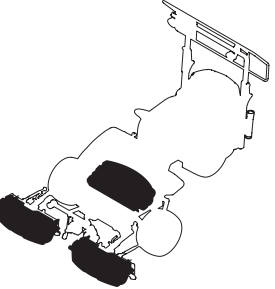
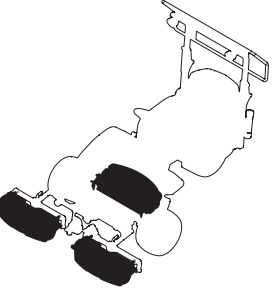



→ 1- **A** : Refer to the point **A** in the illustration of the section No.1

→ 2- **B** : Refer to the point **B** in the illustration of the section No.2

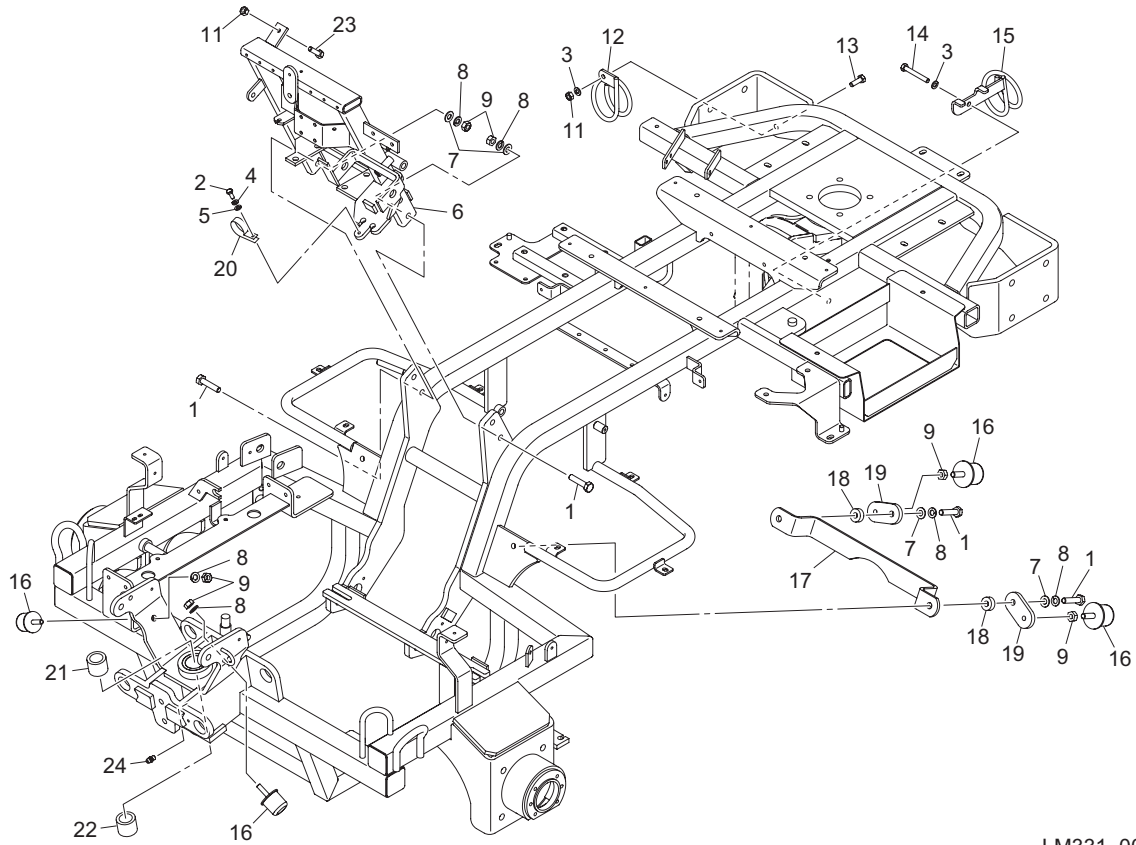
Contents

<p>1.Frame section3</p> 	<p>2.Operation section4</p> 	<p>3.Cover section A.....6</p> 	<p>4.Cover section B8</p> 
<p>5.ROPS section10</p> 	<p>6.Head light section11</p> 	<p>7.Ball proof net section12</p> 	<p>8.Front wheel & Brake section A13</p> 
<p>9.Front wheel & Brake section B15</p> 	<p>10.Rear wheel section16</p> 	<p>11.Engine & Electrical section A17</p> 	<p>12.Engine & Electrical section B19</p> 
<p>13.Engine & Electrical section C22</p> 	<p>14.Engine & Electrical section D24</p> 	<p>15.Engine & Electrical section E26</p> 	<p>16.Engine & Electrical section F28</p> 
<p>17.Hydraulic section A30</p> 	<p>18.Hydraulic section B32</p> 	<p>19.Hydraulic section C34</p> 	<p>20.Hydraulic section D36</p> 

<p>21. Hydraulic section E39</p> 	<p>22. Hydraulic section F40</p> 	<p>A23. Lift arm section A for MC mower unit42</p> 	<p>B23. Lift arm section B for STD mower unit44</p> 
<p>24. Lift arm section C46</p> 	<p>A25. Lift arm section D for MC mower unit47</p> 	<p>B25. Lift arm section E for STD mower unit48</p> 	<p>A26. Mower arm A for MC mower unit49</p> 
<p>B26. Mower arm B for STD mower unit50</p> 	<p>A27. Grass catcher A for MC mower unit51</p> 	<p>B27. Grass catcher B for STD mower unit52</p> 	<p>28. Accessories54</p> 

1.Frame section

LM331

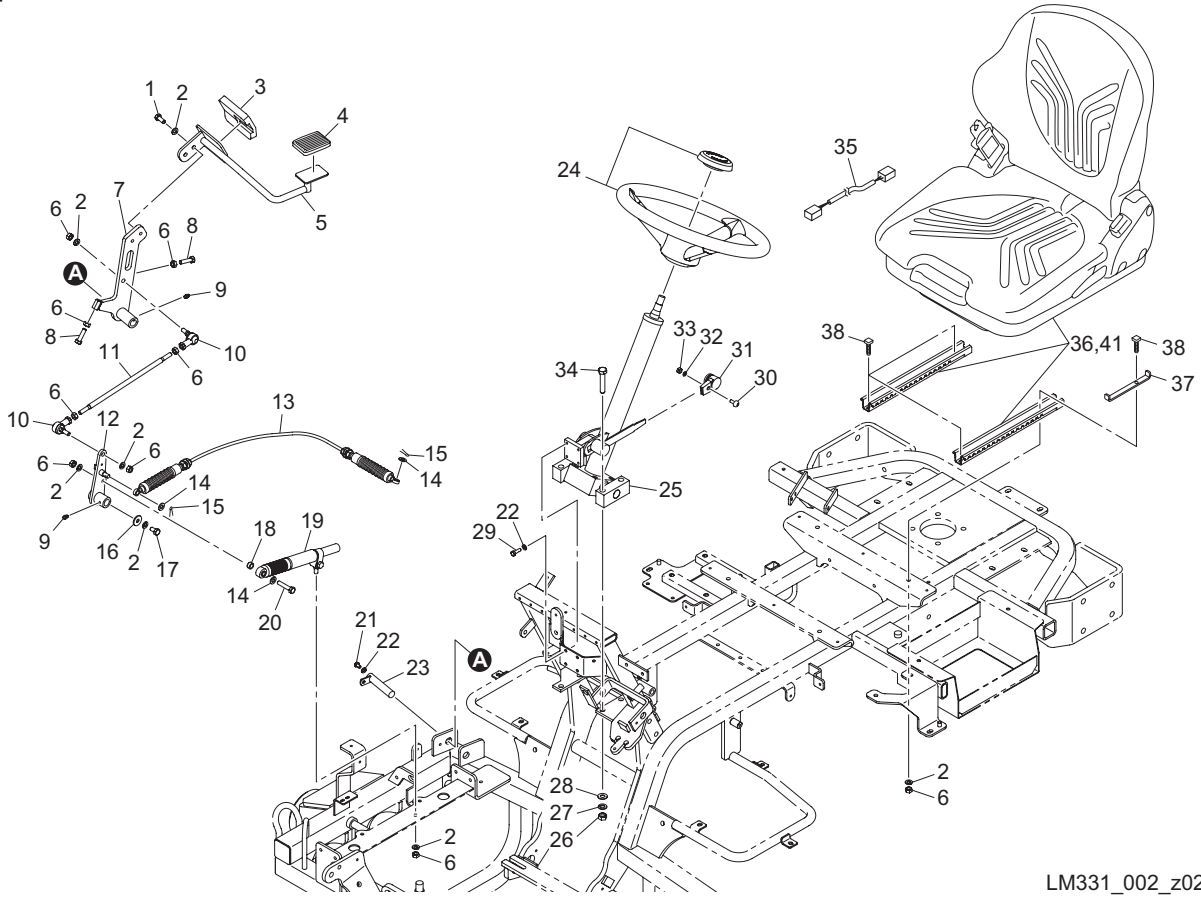


LM331_001_z03

Cat No.	Code No.	Part name	Qty	Remark	SN of application
1-1	K0000100452	BOLT, M10-45	6		
1-2	K0000060152	BOLT, M6-15	1		
1-3	K0200080002	WASHER, SPRING M8	2		
1-4	K0200060002	WASHER, SPRING M6	1		
1-5	K5000060002	WASHER, M6	1		
1-6	LM331--0611AD	BASE, HANDLE	1		
1-7	K5000100002	WASHER, M10	6		
1-8	K0200100002	WASHER, SPRING M10	8		
1-9	K0100100002	NUT, M10	8		
1-10					
1-11	K0100080002	NUT, M8	2		
1-12	LM331--0621Z2	GUIDE, HOSE	1		
1-13	K0000080252	BOLT, M8-25	1		
1-14	K0000080602	BOLT, M8-60	1		
1-15	LM331--0622Z2	GUIDE, HOSE	1		
1-16	K4049050000	STOPPER, RUBBER KI-50	4		
1-17	LM331--0625AD	PLATE, HOSE GUARD	1		
1-18	K6210000062	COLLAR, SS41 10.5-25-10	2		
1-19	LM331--0626Z2	PLATE, W/ M10 TAPPED HOLE	2		
1-20	K4270015060	CLIP, HARNESS 15 M6	1		
1-21	K6000000580	BUSH, COPPER 35-47-35	1		
1-22	K6000000550	BUSH, COPPER 40-47-35	1		
1-23	K0000080452	BOLT, M8-45	1		
1-24	K1440000010	GREASE NIPPLE, STRAIGHT TYPE A	1		

2.Operation section

LM331

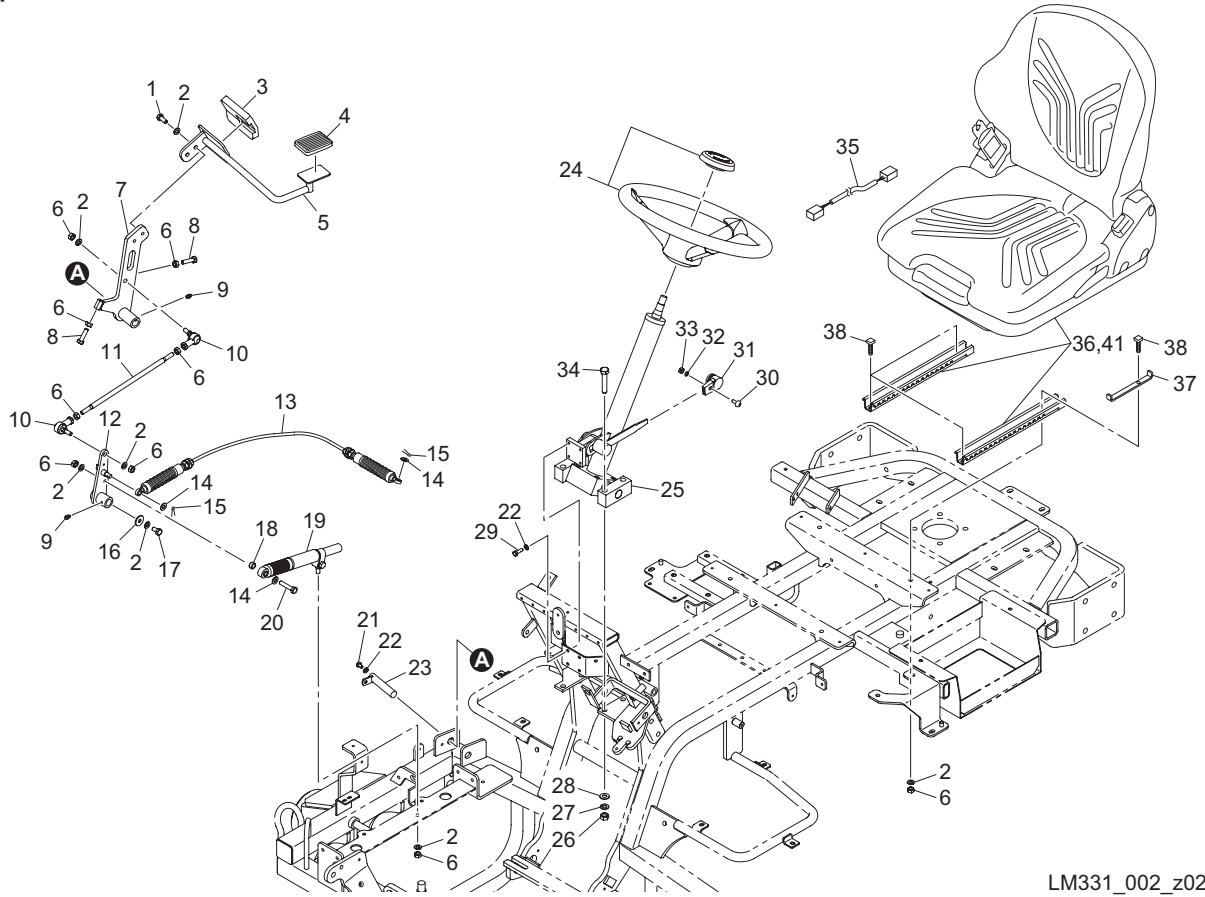


LM331_002_z02

Cat No.	Code No.	Part name	Qty	Remark	SN of application
2-1	K0000080202	BOLT, M8-20	2		
2-2	K0200080002	WASHER, SPRING M8	11		
2-3	K4050000050	RUBBER, FOR PEDAL 70100	1		
2-4	K4050000020	RUBBER, FOR PEDAL 4560	1		
2-5	LM331--0801AD	PEDAL, TRAVELLING	1		
2-6	K0100080002	NUT, M8	12		
2-7	LM331--0804ZD	BASE, TRAVELLING PEDAL	1		
2-8	K0000080302	BOLT, M8-30	2		
2-9	K1440000010	GREASE NIPPLE, STRAIGHT TYPE A	2		
2-10	K1604080000	JOINT, SPHERICAL LHS A8	2		
2-11	LM331--0807Z2	ROD, 280 W/ M8 SCREW	1		
2-12	LM331--0806Z2	LEVER, RELAYING TRAVEL MOTION	1		
2-13	LM331--0812Z0	CABLE COMP, PUSH PULL	1		
2-14	K5000080002	WASHER, M8	3		
2-15	K0300020202	PIN, COTTER M2-20	2		
2-16	K5012308242	WASHER, SPCC 2.3-8-24	1		
2-17	K0000080152	BOLT, M8-15	1		
2-18	K6212003262	COLLAR, STKM M8.5-14-8	1		
2-19	K3380000010	DAMPER, FOR LEVER	1		
2-20	K0000080402	BOLT, M8-40	1		
2-21	K0000060122	BOLT, M6-12	1		
2-22	K0200060002	WASHER, SPRING M6	5		
2-23	LM331--0805Z2	SHAFT, PEDAL	1		
2-24	K1710000080	STEERING, V027220-0101	1		
2-25	K1730000030	COLUMN, STEERING TILT TYPE	1		10148-10263
2a-25	K1730000090	COLUMN, STEERING TILT TYPE	1		10264-
2-26	K0100100002	NUT, M10	4		
2-27	K0200100002	WASHER, SPRING M10	4		
2-28	K5000100002	WASHER, M10	4		
2-29	K0000060202	BOLT, M6-20	4		

2.Operation section

LM331

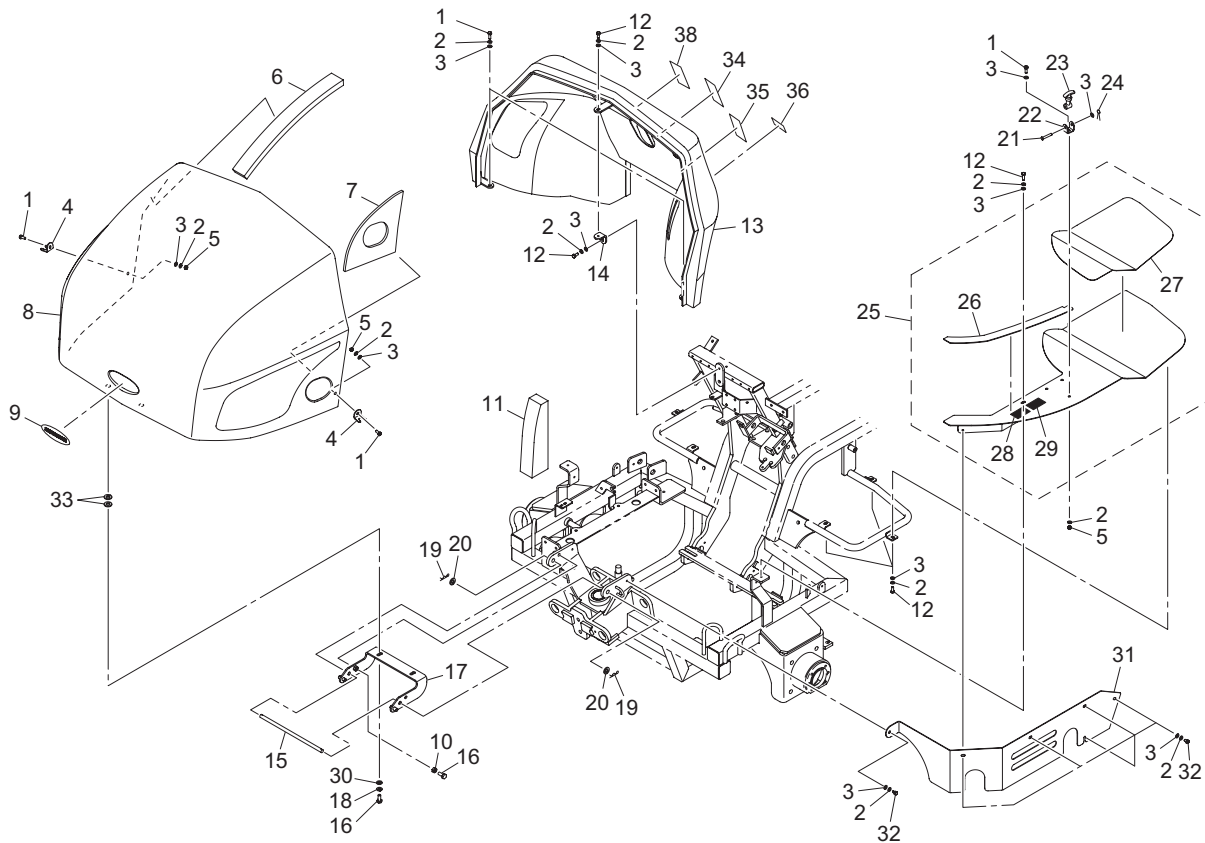


LM331_002_z02

Cat No.	Code No.	Part name	Qty	Remark	SN of application
2-30	K0042050082	SCREW, + ROUND HEAD M5-8	1		
2-31	K1301000150	GRIP, PLASTIC THROTTLE LEVER	1		
2-32	K0200050002	WASHER, SPRING M5	1		
2-33	K0100050002	NUT, M5	1		
2-34	K0000100552	BOLT, M10-55	4		10148-10263
2a-34	K0000100602	BOLT, M10-60	4		10264-
2-35	K3620001010	WIRING, SEAT SWITCH NO	1		
2-36	K1700000370	SEAT, MSG65	1		
2-37	LM331--0811ZD	STOPPER, SEAT RAIL	1		
2-38	K0069000272	BOLT, SQ HEAD M8-25	4		
2-39					
2-40					
2-41	Y1104948	KIT, SEAT SWITCH	1		

3.Cover section A

LM331

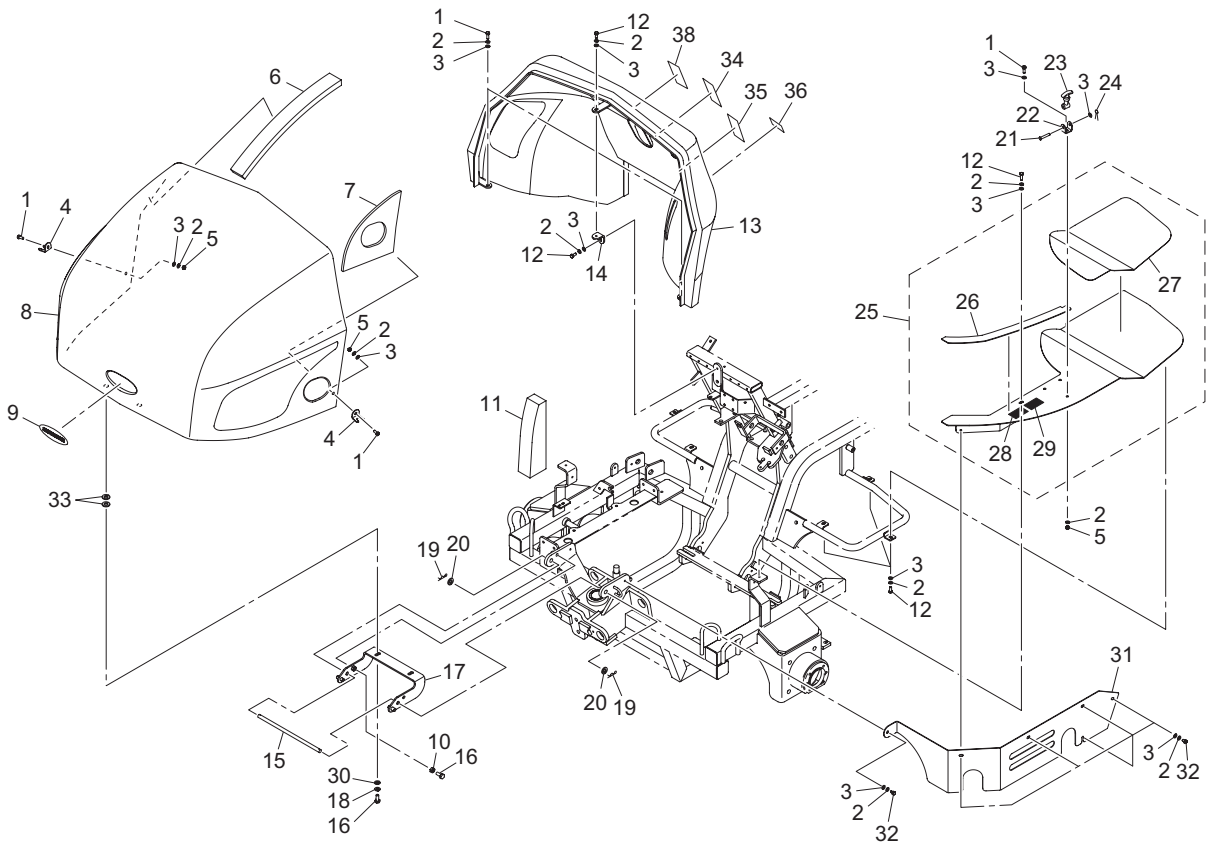


LM331_003_z01

Cat No.	Code No.	Part name	Qty	Remark	SN of application
3-1	K0000060202	BOLT, M6-20	5		
3-2	K0200060002	WASHER, SPRING M6	11		
3-3	K5000060002	WASHER, M6	12		
3-4	K5270002352	RECEIVER, RUBBER HOOK	2		
3-5	K0100060002	NUT, M6	3		
3-6	LM331--0907Z0	URETHAN, UPPER HOOD	1		
3-7	LM331--0906Z0	SHEET, HEAT INSULATING	1		
3-8	LM331--0901Z0	HOOD COMP, FRONT	1		
3-9	K4201000570	STICKER, BARONESS	1		
3-10	K0100080002	NUT, M8	1		
3-11	LM331--0961Z0	URETHAN, RADIATOR FRAME	1		
3-12	K0000060152	BOLT, M6-15	6		
3-13	LM331--0911Z0	CONSOLE COMP	1		
3-14	LM331--0916Z2	ANGLE, L SHAPE	1		
3-15	LM331--0909Z2	SHAFT, HINGE	1		
3-16	K0000080302	BOLT, M8-30	3		
3-17	LM331--0908Z2	HINGE, HOOD	1		
3-18	K0200080002	WASHER, SPRING M8	2		
3-19	K0341000002	PIN, SNAP W/RETAINER M10	2		
3-20	K5000100002	WASHER, M10	2		
3-21	K6030060352	PIN, FLAT HEAD M6-35	1		
3-22	K5200000102	CLAMPER, RUBBER HOOK	1		
3-23	K1520000090	HOOK, RUBBER SMALL	1		
3-24	K0300016202	PIN, COTTER M1.6-20	1		
3-25	LM331--0939Z0	FLOOR COMP, (LH)	1		
3-26	LM331--0935Z0	RECEIVER, RUBBER HOOD (LH)	1		
3-27	LM331--0937Z0	SHEET, PLASTIC ANTISLIP FOR FLOOR (LH)	1		
3-28	K4205001920	DECAL, CAUTION HOT PARTS	1		
3-29	K4205001930	DECAL, CAUTION GETTING CAUGHT HANDS/FEET	1		
3-30	K5000080002	WASHER, M8	2		

3.Cover section A

LM331

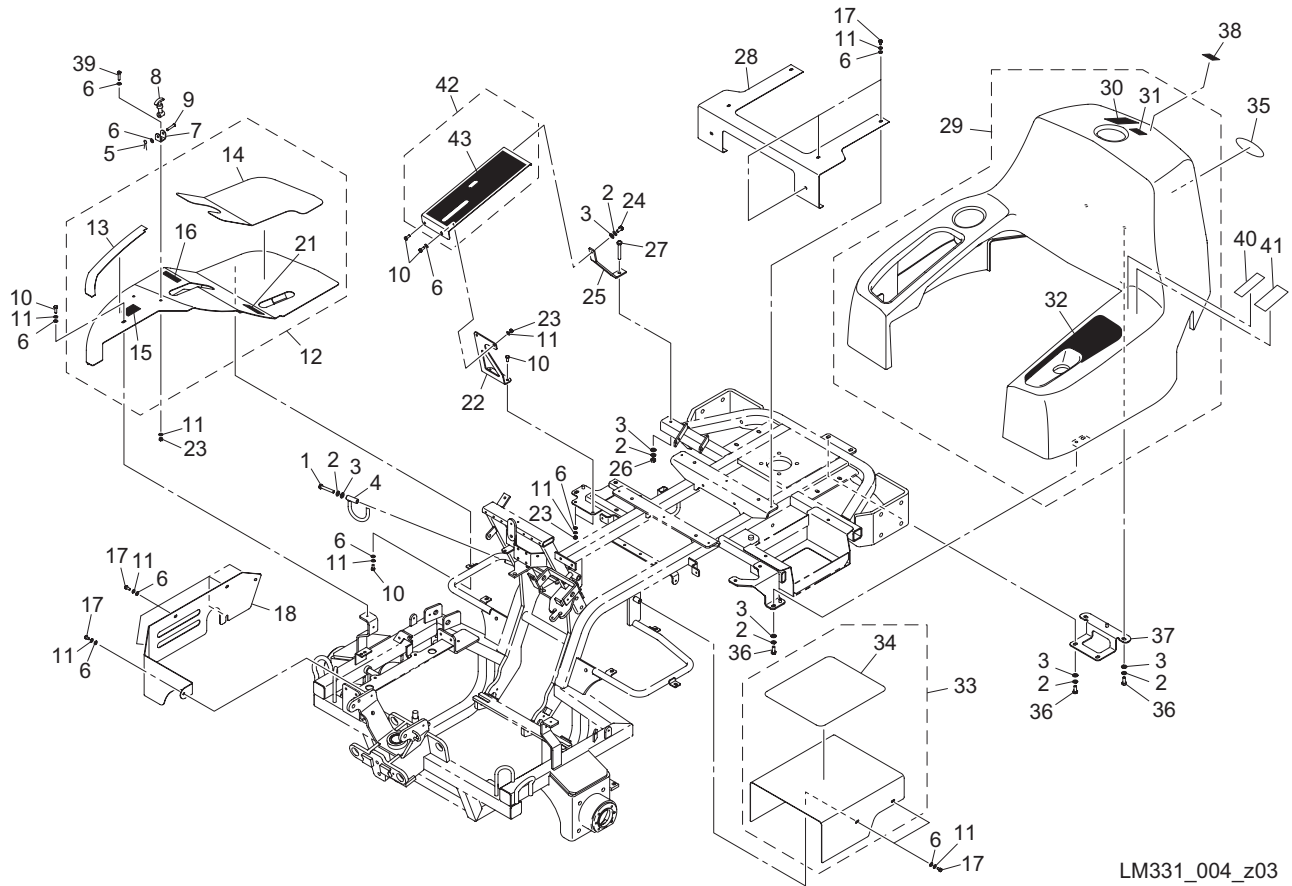


LM331_003_z01

Cat No.	Code No.	Part name	Qty	Remark	SN of application
3-31	LM331--0932AD	PLATE, SIDE FLOOR (LH)	1		
3-32	K0000060102	BOLT, M6-10	6		
3-33	K5073208202	WASHER, SPHC 3.2-8-20	0-4	for adjustment	
3-34	K4203001500	DECAL, LEVER TILT STEERING	1		
3-35	K4203001340	DECAL, PARKING BRAKE	1		
3-36	K4203001450	DECAL, BRAKE	1		
3-37					
3-38	K4205002090	DECAL, CAUTION NOISE	1		
3a-38					

4.Cover section B

LM331

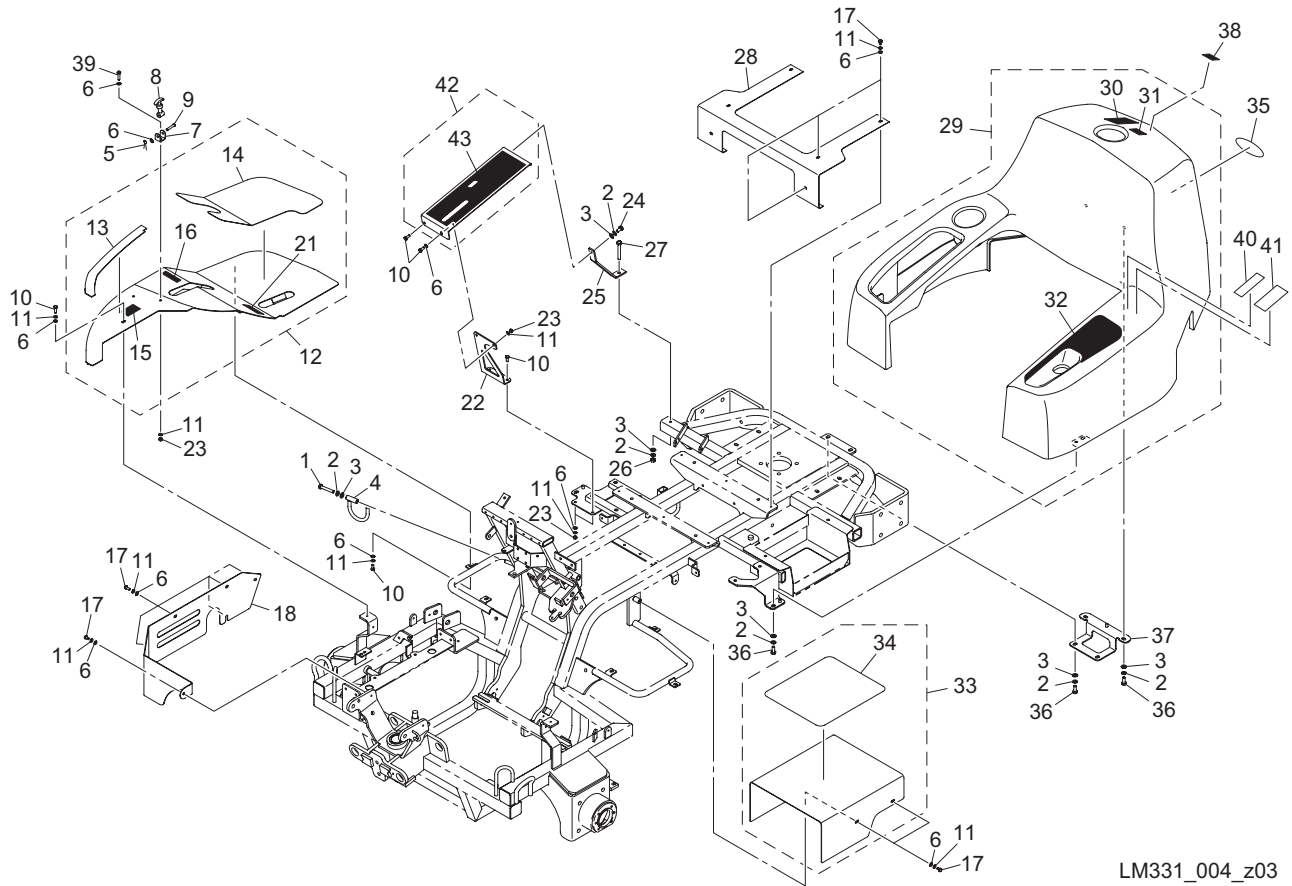


LM331_004_z03

Cat No.	Code No.	Part name	Qty	Remark	SN of application
4-1	K0000080502	BOLT, M8-50	1		
4-2	K0200080002	WASHER, SPRING M8	7		
4-3	K5000080002	WASHER, M8	7		
4-4	LM331--0213Z2	GUIDE, HOSE	1		
4-5	K0300016202	PIN, COTTER M1.6-20	1		
4-6	K5000060002	WASHER, M6	25		
4-7	K5200000102	CLAMPER, RUBBER HOOK	1		
4-8	K1520000090	HOOK, RUBBER SMALL	1		
4-9	K6030060352	PIN, FLAT HEAD M6-35	1		
4-10	K0000060152	BOLT, M6-15	8		
4-11	K0200060002	WASHER, SPRING M6	25		
4-12	LM331--0940A0	FLOOR COMP, (RH)	1		
4-13	LM331--0936Z0	RECEIVER, RUBBER HOOD (RH)	1		
4-14	LM331--0938Z0	SHEET, PLASTIC ANTISLIP FOR FLOOR (RH)	1		
4-15	K4205001930	DECAL, CAUTION GETTING CAUGHT HANDS/FEET	1		
4-16	K4203001440	DECAL, BACKWARD	1		
4-17	K0000060102	BOLT, M6-10	16		
4-18	LM331--0934AD	PLATE, SIDE FLOOR (RH)	1		
4-19					
4-20					
4-21	K4203001430	DECAL, FORWARD	1		
4-22	LM331--0944ZD	STAY, OPERATION PANEL (FRONT)	1		
4-23	K0100060002	NUT, M6	5		
4-24	K0000080152	BOLT, M8-15	1		
4-25	LM331--0945ZD	STAY, OPERATION PANEL (REAR)	1		
4-26	K0100080002	NUT, M8	1		
4-27	K0000080602	BOLT, M8-60	1		
4-28	LM331--0952AD	PANEL, UNDER SEAT	1		
4-29	LM331--0986Z0	COVER, REAR W/DECAL	1		
4-30	K4209001000	DECAL, DIESEL OIL FILLER PORT	1		

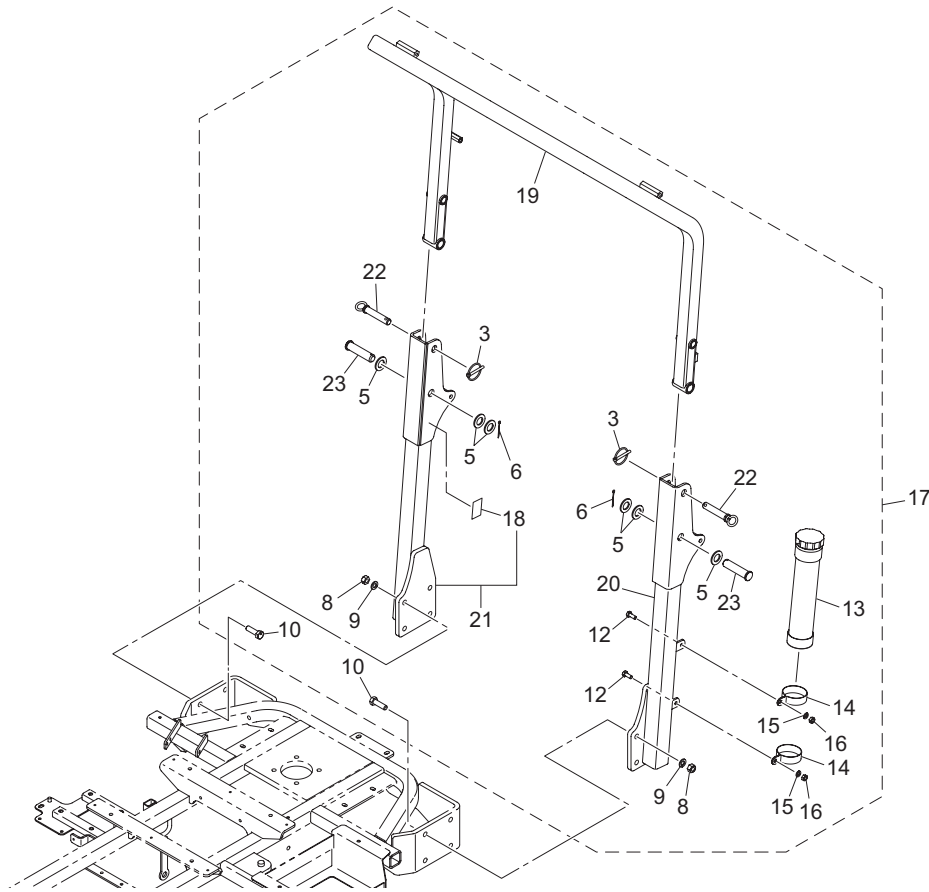
4.Cover section B

LM331



LM331_004_z03

Cat No.	Code No.	Part name	Qty	Remark	SN of application
4-31	K4205001940	DECAL, DANGER "NO FIRE"	1		
4-32	LM331--0928Z0	STICKER, PANEL (LH)	1		
4-33	LM331--0954Z0	PANEL COMP, CENTER FLOOR	1		
4-34	LM331--0953Z0	SHEET, PLASTIC ANTISLIP CENTER FLOOR	1		
4-35	LM331--0987Z0	STICKER, LM331	1		
4-36	K0000080202	BOLT, M8-20	4		
4-37	LM331--0985ZD	BRACKET, REAR COVER	1		
4-38	K4209001330	DECAL, DIESEL FUEL INDICATION	1		
4-39	K0000060202	BOLT, M6-20	1		
4-40	K4205002200	DECAL, WARNING SPARK ARRESTER	1		
4-41	K4205002140	LABEL, WARNING CA P65 FOR RIDING MOWER	1		
4-42	LM331--0988Z0	PANEL, OPERATION W/DECAL	1		
4-43	LM331--0990Z0	STICKER, OPERATION PANEL	1		

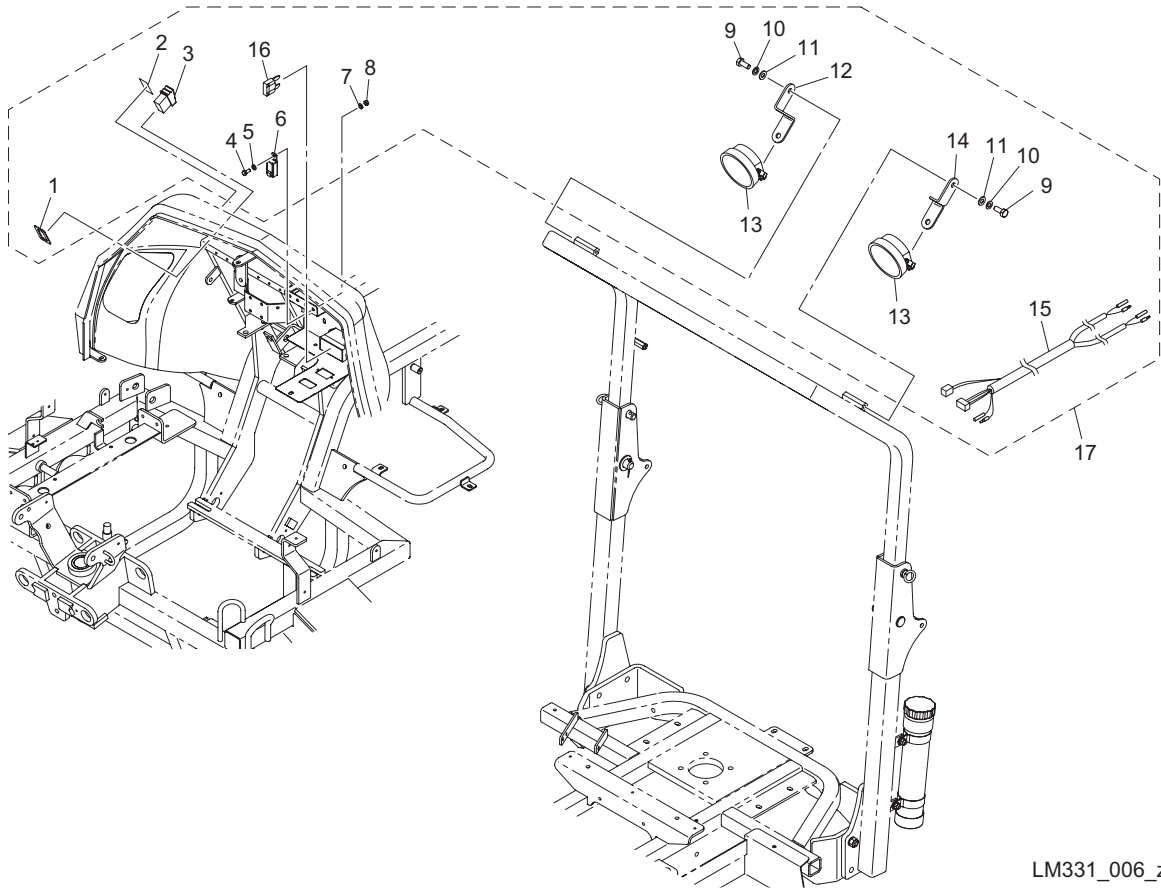


LM331_005_z03

Cat No.	Code No.	Part name	Qty	Remark	SN of application
5-1					
5-2					
5-3	K6061060002	PIN, CLIP M6	2		
5-4					
5-5	K5000200002	WASHER, M20	6		
5-6	K0300032402	PIN, COTTER M3.2-40	2		
5-7					
5-8	K0100120002	NUT, M12	8		
5-9	K0200120002	WASHER, SPRING M12	8		
5-10	K0010120402	BOLT, HT M12-40	8		
5-11					
5-12	K0000080202	BOLT, M8-20	2		
5-13	K5920000130	CASE, FOR MANUALS	1		
5-14	LM331--1004ZD	CLAMP, OPERATION MANUAL CASE	2		
5-15	K0200080002	WASHER, SPRING M8	2		
5-16	K0100080002	NUT, M8	2		
5-17	LM331--1005A0	ROPS KIT	1		
5-18	K4205001710	DECAL, CAUTION ROPS	1		
5-19	LM331--1001AD	FRAME, ROPS	1		
5-20	LM331--1006Z0	LEG, ROPS W/MARK (LH)	1		
5-21	LM331--1007Z0	LEG, ROPS W/MARK (RH)	1		
5-22	LM315GC7005B2	PIN, LOCKING	2		
5-23	K6033000082	PIN, FLAT HEAD HT 20-82	2		

6.Head light section

LM331

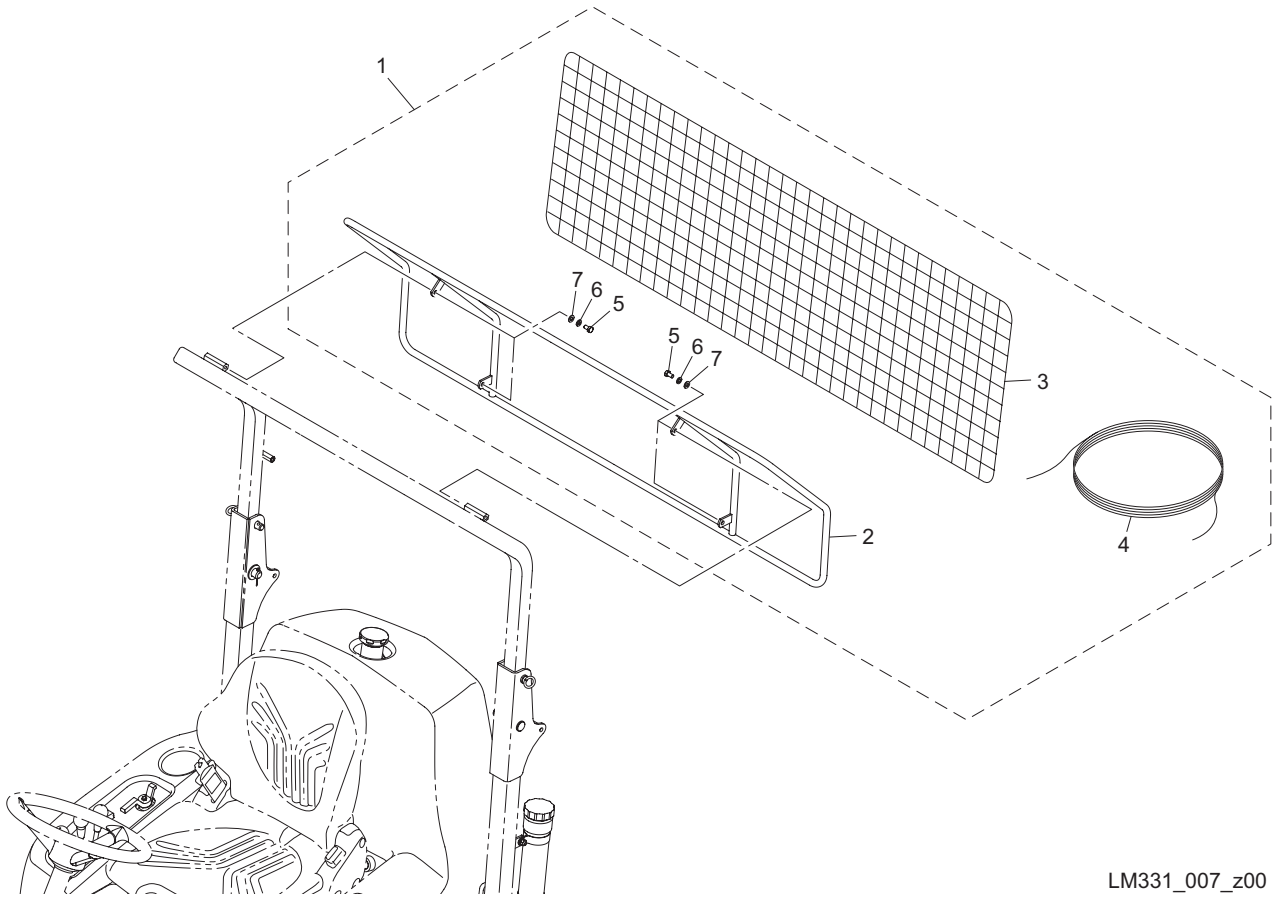


LM331_006_z00

Cat No.	Code No.	Part name	Qty	Remark	SN of application
6-1	LM331--0557Z2	SPACER, FOR FIXING SWITCH	1		
6-2	LM331--1105Z0	DECAL, LIGHT SWITCH	1		
6-3	K3661000050	SWITCH, ROCKER	1		
6-4	K0000060152	BOLT, M6-15	1		
6-5	K5000060002	WASHER, M6	1		
6-6	K3681000060	RELAY, CA1aF-12V-N-5	1		10148-10238
6a-6	K3681000090	RELAY, ACA12135	1		10239-
6-7	K0200060002	WASHER, SPRING M6	1		
6-8	K0100060002	NUT, M6	1		
6-9	K0000100252	BOLT, M10-25	2		
6-10	K0200100002	WASHER, SPRING M10	2		
6-11	K5000100002	WASHER, M10	2		
6-12	LM331--1104ZD	BRACKET, LIGHT (RH)	1		
6-13	K3640000090	LAMP, LED WORKING NS-2556	2		
6-14	LM331--1103ZD	BRACKET, LIGHT (LH)	1		
6-15	LM331--1102Z0	HARNESS, LIGHT	1		
6-16	K3631000080	FUSE, MINI BLADE 10A	1		
6-17	LM331--1101Z0	KIT, HEAD LIGHT (OPTION)	1		

7. Ball proof net section

LM331

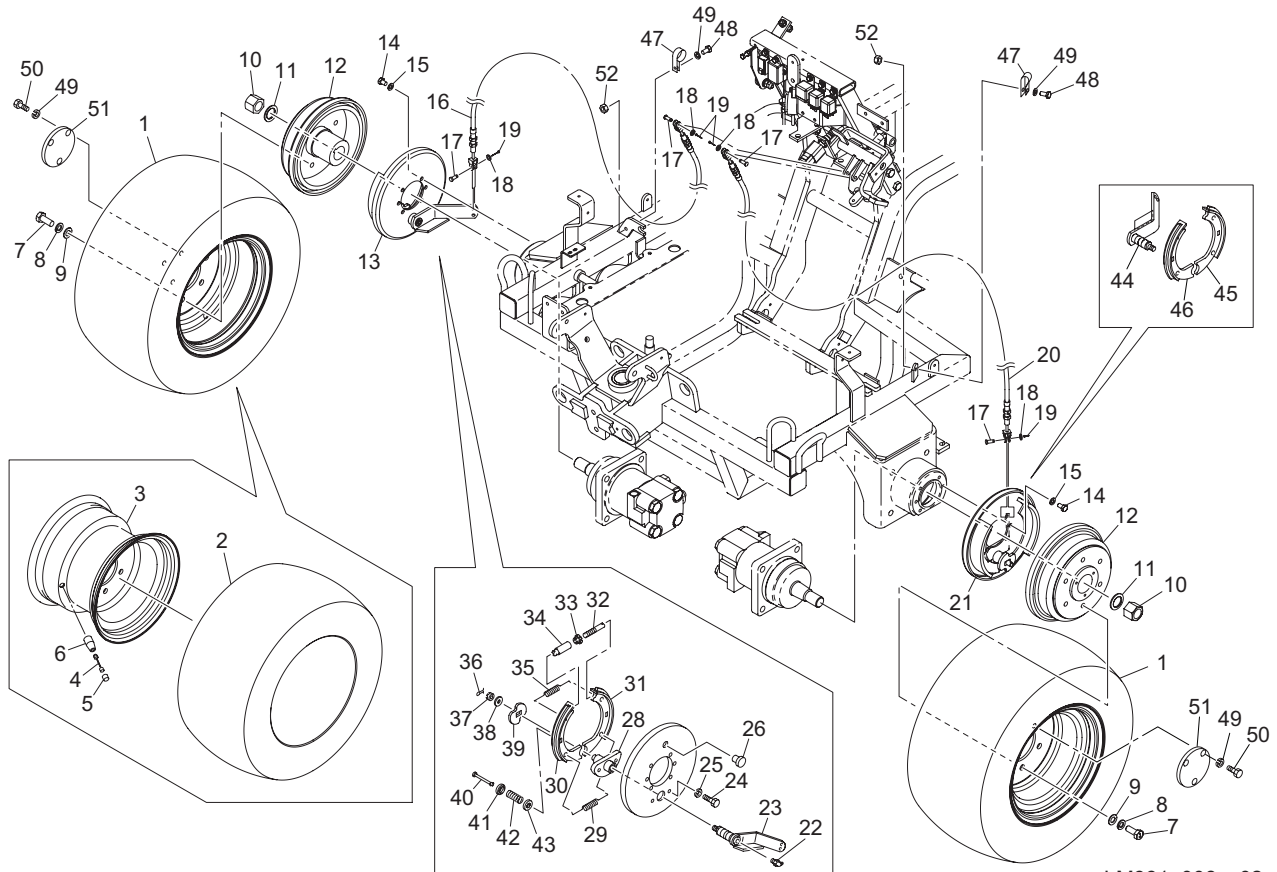


LM331_007_z00

Cat No.	Code No.	Part name	Qty	Remark	SN of application
7-1	LM315GC7101A0	NET ASSY, BALL PROOF	1		
7-2	LM315GC7102ZD	FRAME, FOR BALL PROOF NET	1		
7-3	K4130000020	NET, PROTECTION 550*1375 S	1		
7-4	K4140000020	ROPE, 2-6700S	2		
7-5	K0000080152	BOLT, M8-15	4		
7-6	K0200080002	WASHER, SPRING M8	4		
7-7	K5000080002	WASHER, M8	4		

8. Front wheel & Brake section A

LM331

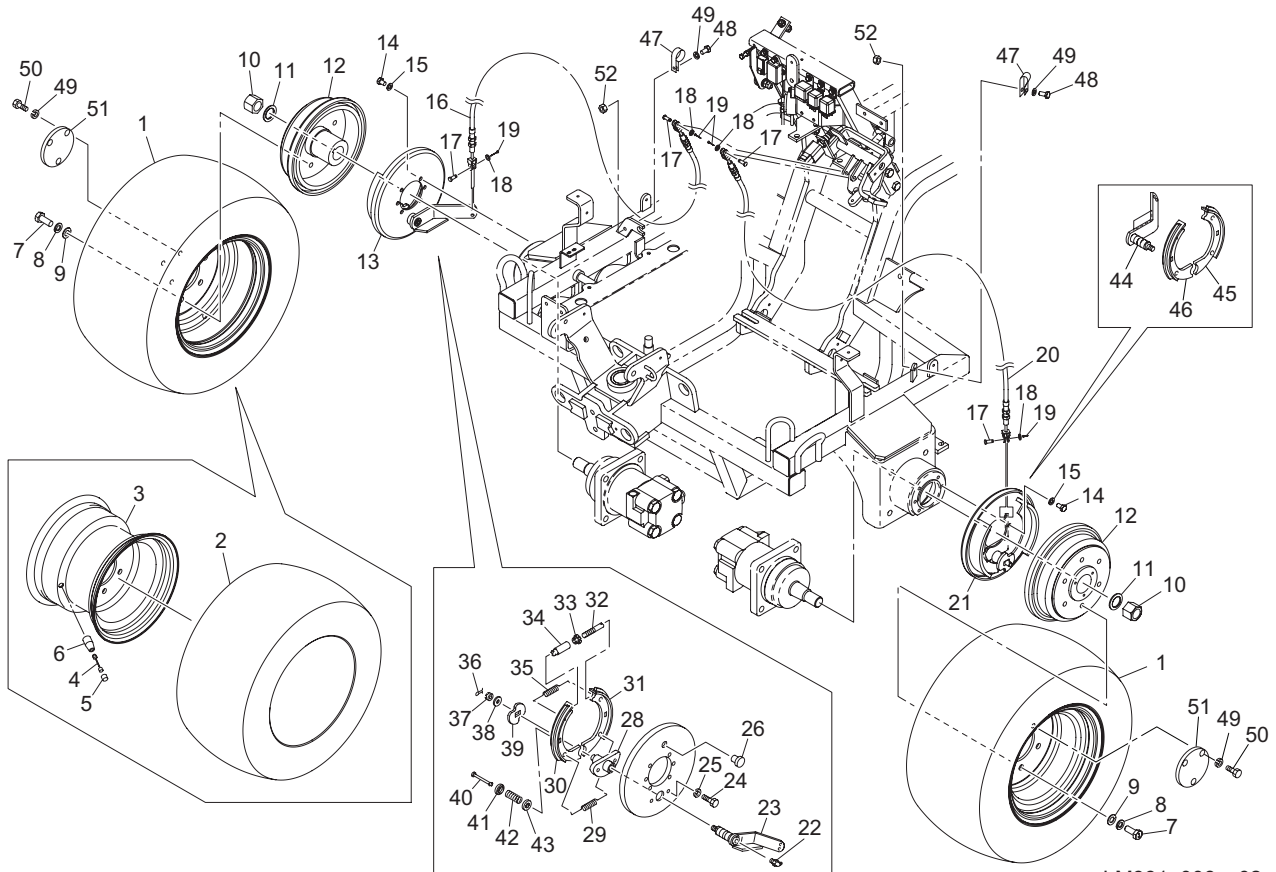


LM331_008_z02

Cat No.	Code No.	Part name	Qty	Remark	SN of application
8-1	K2040000970	TIRE ASSY, 20*12.00-10	2		10148-10153
8a-1	K2040001070	TIRE ASSY, K516 20*12.00-10	2		10154-
8-2	K2041000390	TIRE, 20*12.00-10RS	2		10148-10153
8a-2	K2041000570	TIRE, K516 20*12.00-10	2		10154-
8-3	K209000092L	WHEEL, 10*8.00	2		
8-4	K2092000020	CORE, VALVE NO.9000	2		
8-5	K2093000010	CAP, VALVE	2		
8-6	K2097000010	VALVE, RIM TR413	2		
8-7	K0011120302	BOLT, HT P1.5 M12-30	12		
8-8	K0200120002	WASHER, SPRING M12	12		
8-9	K5000120002	WASHER, M12	12		
8-10	K0160000492	NUT, SPECIAL P1.5 M24	2		
8-11	K0214240001	WASHER, DISK SPRING 2L M24	2		
8-12	K6909000232	MOUNT, WHEEL	2		
8-13	K1720000210	BRAKE ASSY, W/LEVER (RH)	1		
8-14	K0000080152	BOLT, M8-15	12		
8-15	K0200080002	WASHER, SPRING M8	12		
8-16	K1120183000	WIRE, BRAKE 1830	1		
8-17	K6031060172	PIN, FLAT-HEAD HT M6-17	4		
8-18	K5000060002	WASHER, M6	6		
8-19	K0300020202	PIN, COTTER M2-20	4		
8-20	K1120108000	WIRE, BRAKE 1080	1		
8-21	K1720000200	BRAKE ASSY, W/LEVER (LH)	1		
8-22	P631-0675-00	GREASE NIPPLE	2		
8-23	K7322000068	LEVER, BRAKE (RH)	1		
8-24	P501-1016-10	BOLT	4		
8-25	P573-1025-20	WASHER, SPRING	4		
8-26	P319-7122-00	PLUG	2		
8-27					
8-28	P712-8003-00	BRACKET	2		

8.Front wheel & Brake section A

LM331

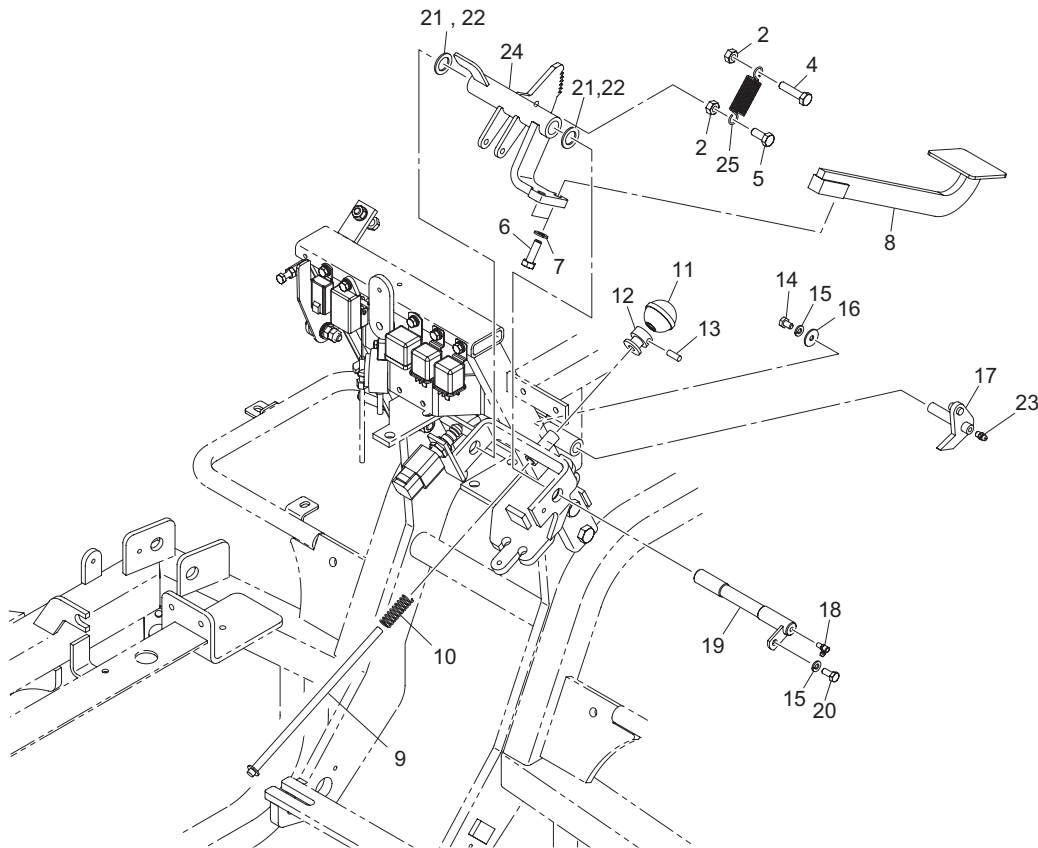


LM331_008_z02

Cat No.	Code No.	Part name	Qty	Remark	SN of application
8-29	P153-8004-00	SPRING	2		
8-30	P741-8005-00	SHOE, BRAKE	1		
8-31	P741-8007-00	SHOE, BRAKE	1		
8-32	P722-7341-00	BOLT, ADJUSTING	2		
8-33	P722-7342-00	GEAR, ADJUSTING	2		
8-34	P723-7329-00	SLEEVE	2		
8-35	P153-8002-00	SPRING	2		
8-36	K0300025322	PIN, COTTER M2.5-32	2		
8-37	P535-1008-00	NUT, CASTLE	2		
8-38	P801-7308-00	WASHER	2		
8-39	P731-7335-00	CAM	2		
8-40	P713-7044-00	PIN, GUIDE	4		
8-41	P801-7012-00	SEAT, SPRING A	4		
8-42	P154-7033-00	SPRING	4		
8-43	P801-7023-00	SEAT, SPRING B	4		
8-44	K7322000058	LEVER, BRAKE (LH)	1		
8-45	P741-8006-01	SHOE, BRAKE	1		
8-46	P741-8008-00	SHOE, BRAKE	1		
8-47	K4270010060	CLIP, HARNESS 10-M6	2		
8-48	K0000060152	BOLT, M6-15	2		
8-49	K0200060002	WASHER, SPRING M6	8		
8-50	K0000060102	BOLT, M6-10	6		
8-51	K517000012D	PLATE, SPCC BOLT COVER	2		
8-52	K0100060002	NUT, M6	2		

9.Front wheel & Brake section B

LM331

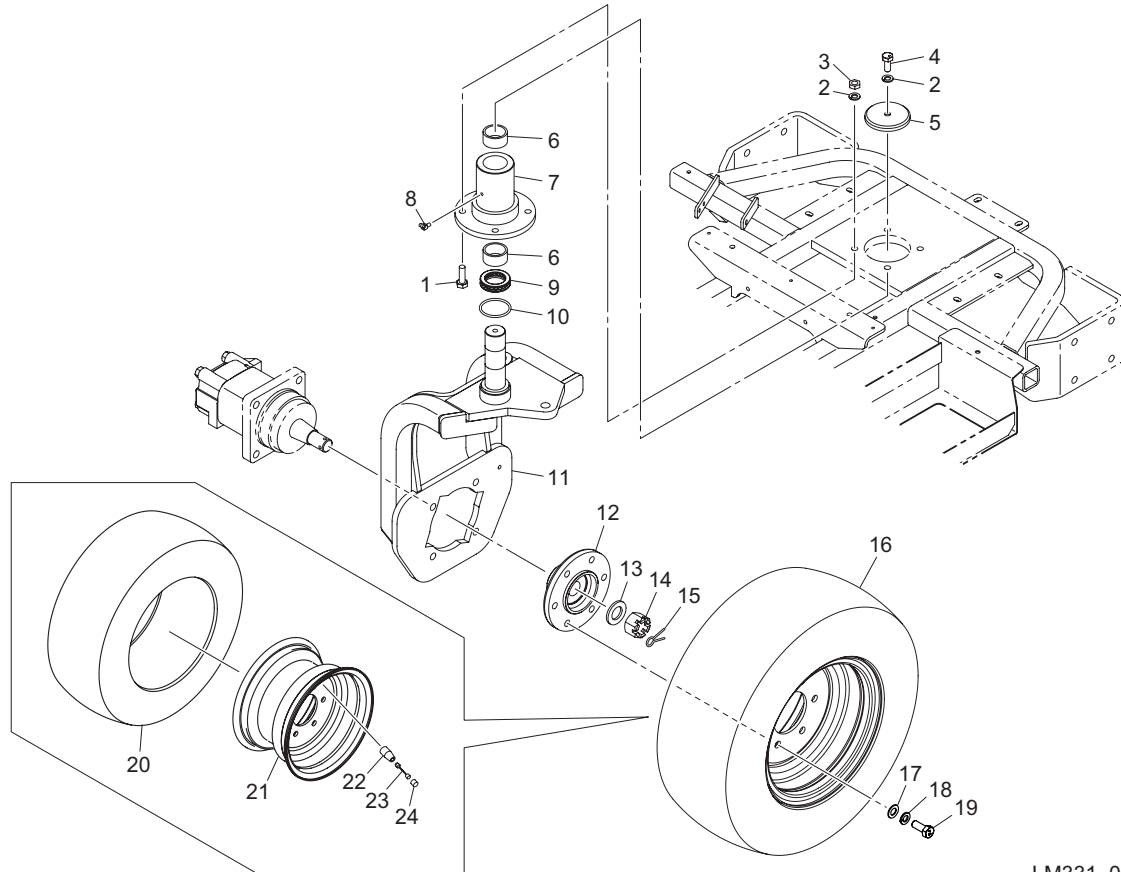


LM331_009_z04

Cat No.	Code No.	Part name	Qty	Remark	SN of application
9-1					
9-2	K0100080002	NUT, M8	2		
9-3					
9-4	K0000080402	BOLT, M8-40	1		
9-5	K0000080202	BOLT, M8-20	1		
9-6	K0010080252	BOLT, HT M8-25	2		
9-7	K0200080002	WASHER, SPRING M8	2		
9-8	LM331--0306ZD	PEDAL, BRAKE	1		
9-9	LM331--0304Z2	ROD, RELEASING BRAKE	1		
9-10	K1000000238	SPRING, COMPRESSION M1.4-13.3-42	1		
9-11	K1301000250	GRIP, PLASTIC LEVER	1		
9-12	LM331--0305Z2	COLLAR, SHIFTER	1		
9-13	K0028060100	SETSCREW, SUS M6-10	1		
9-14	K0000060102	BOLT, M6-10	1		
9-15	K0200060002	WASHER, SPRING M6	2		
9-16	K5011606202	WASHER, SPCC 1.6-6-20	1		
9-17	LM331--0303Z2	PAWL, RATCHET	1		
9-18	K1440000020	GREASE NIPPLE, 90 TYPE C	1		
9-19	LM331--0302Z2	SHAFT, BRAKE PEDAL	1		
9-20	K0000060152	BOLT, M6-15	1		
9-21	K5011016222	WASHER, SPCC 1-16-22	0-2	for adjustment	
9-22	K5010816222	WASHER, SPCC 0.8-16-22	0-2	for adjustment	
9-23	K1440000010	GREASE NIPPLE, STRAIGHT TYPE A	1		
9-24	LM331--0321ZD	FULCRUM, BRAKE PEDAL	1		
9-25	K1020000248	SPRING, W/U HOOK 2.3-1871.7	1		
9-26					

10.Rear wheel section

LM331

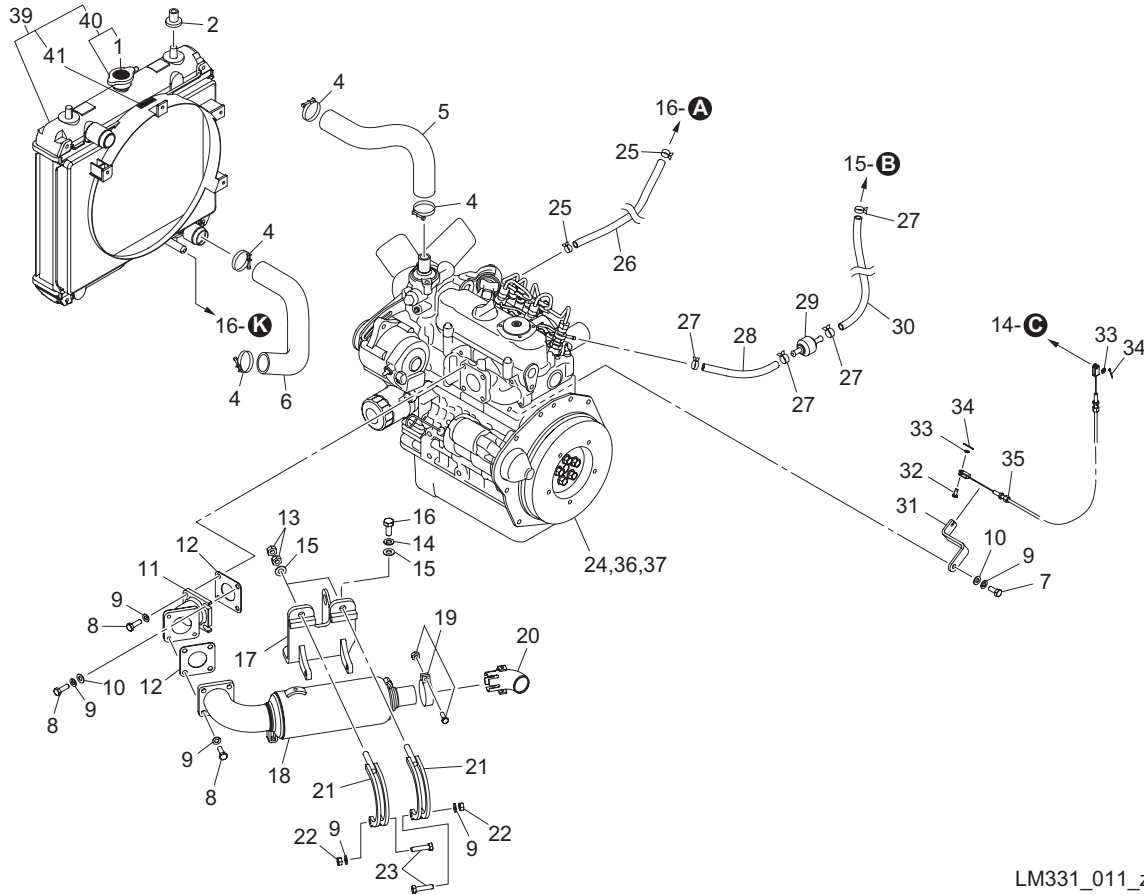


LM331_010_z00

Cat No.	Code No.	Part name	Qty	Remark	SN of application
10-1	K0010100402	BOLT, HT M10-40	4		
10-2	K0200100002	WASHER, SPRING M10	5		
10-3	K0100100002	NUT, M10	4		
10-4	K0010100252	BOLT, HT M10-25	1		
10-5	LM331--0403ZD	CAP, STEERING SHAFT	1		
10-6	K6000000420	BUSH, 35-42-30	2		
10-7	LM331--0404ZD	HOUSING, STEERING SHAFT	1		
10-8	K1440000030	GREASE NIPPLE, 67.5 TYPE B	1		
10-9	K0640511070	BEARING, BALL THRUST 51107	1		
10-10	K0880048000	O-RING, P48	1		
10-11	LM331--0401AD	FORK, REAR WHEEL	1		
10-12	GM1500A0240AD	MOUNT, FRONT WHEEL 90	1		
10-13	K5000240002	WASHER, M24	1		
10-14	K0138240002	NUT, HIGH SLOTTED P1.5 M24	1		
10-15	K0300050452	PIN, COTTER M5-45	1		
10-16	K2040000890	TIRE ASSY, 20*8.00-10	1		
10-17	K5000120002	WASHER, M12	6		
10-18	K0200120002	WASHER, SPRING M12	6		
10-19	K0011120302	BOLT, HT P1.5 M12-30	6		
10-20	K2041000520	TIRE, 20*8.00-10	1		
10-21	K209000093L	WHEEL, 10*60	1		
10-22	K2097000010	VALVE, RIM TR413	1		
10-23	K2092000020	CORE, VALVE NO.9000	1		
10-24	K2093000010	CAP, VALVE	1		

11.Engine & Electrical section A

LM331

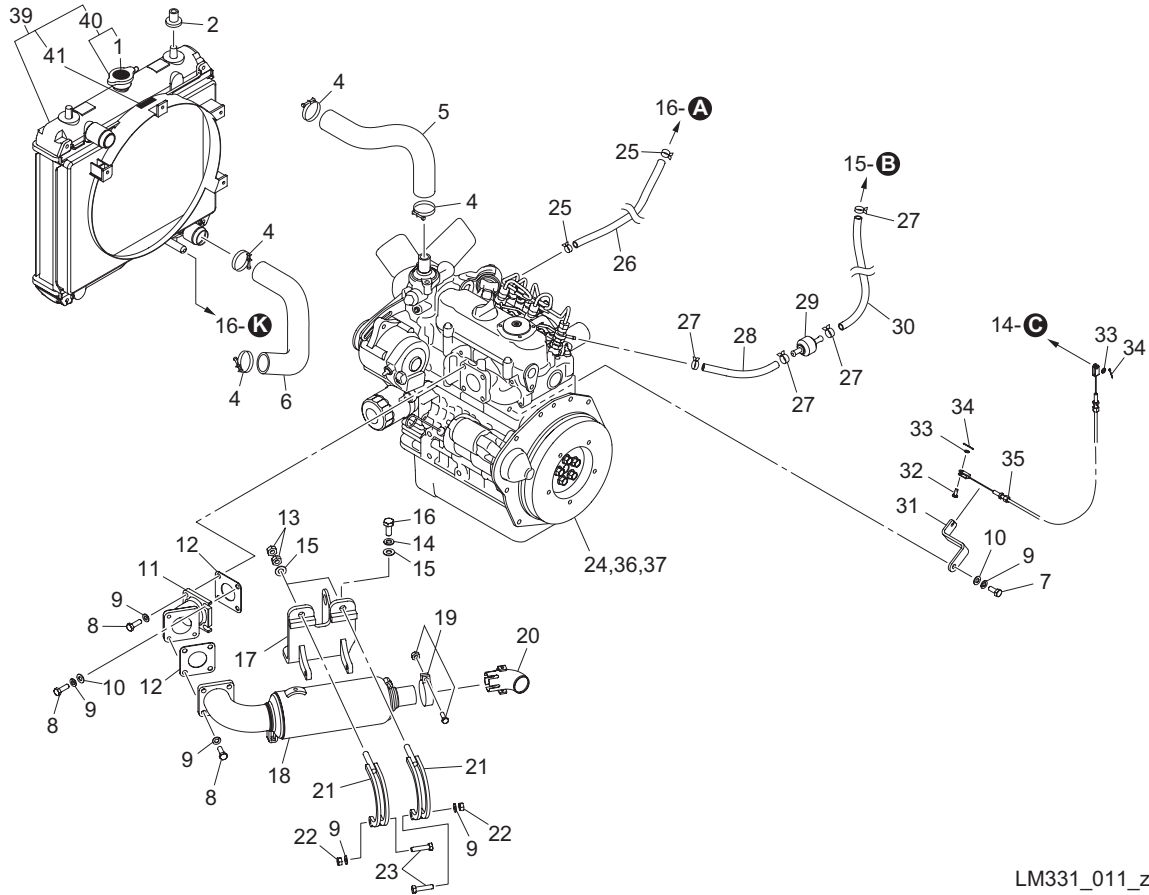


LM331_011_z02

Cat No.	Code No.	Part name	Qty	Remark	SN of application
11-1	K4205001970	DECAL, CAUTION SPOUTING COOLANT	1		
11-2	PF34070-1603-0	RUBBER (RADIATOR MOUNT)	4		
11-3					
11-4	K4260000190	CLAMP, HOSE JUBILEE BAND 1	4		
11-5	PF1G952-7294-0	HOSE, WATER 4	1		
11-6	PF1G952-7285-0	HOSE, WATER 1	1		
11-7	K0000080202	BOLT, M8-20	1		
11-8	K0000080252	BOLT, M8-25	8		
11-9	K0200080002	WASHER, SPRING M8	11		
11-10	K5000080002	WASHER, M8	3		
11-11	LM331--0513ZU	FLANGE, MUFFLER	1		
11-12	PF15263-1237-0	PACKING, MUFFLER NA	2		
11-13	K0100100002	NUT, M10	4		
11-14	K0200100002	WASHER, SPRING M10	3		
11-15	K5000100002	WASHER, M10	5		
11-16	K0000100252	BOLT, M10-25	3		
11-17	LM331--0511AU	SUPPORT, MUFFLER	1		
11-18	PF15262-1211-0	MUFFLER	1		
11-19	PF14431-1243-0	BAND, PIPE	1		
11-20	LM331--0514ZU	PIPE, MUFFLER	1		
11-21	LM331--0512ZU	BAND, MUFFLER	2		
11-22	K0100080002	NUT, M8	2		
11-23	K0000080352	BOLT, M8-35	2		
11-24	K2691000420	ENGINE, KUBOTA D902-E4B-LMKY-1	1		
11-25	K4260000172	CLAMP, HOSE KS-11-19	2		
11-26	K3180014100	HOSE, FUEL 8*1B1410	1		
11-27	K4260000270	CLIP, HOSE TS095	4		
11-28	K3182001500	HOSE, FUEL 4*1B150	1		
11-29	PF1C010-4246-0	VALVE, CHECK FUEL	1		
11-30	K3182018000	HOSE, FUEL 4*1B1800	1		

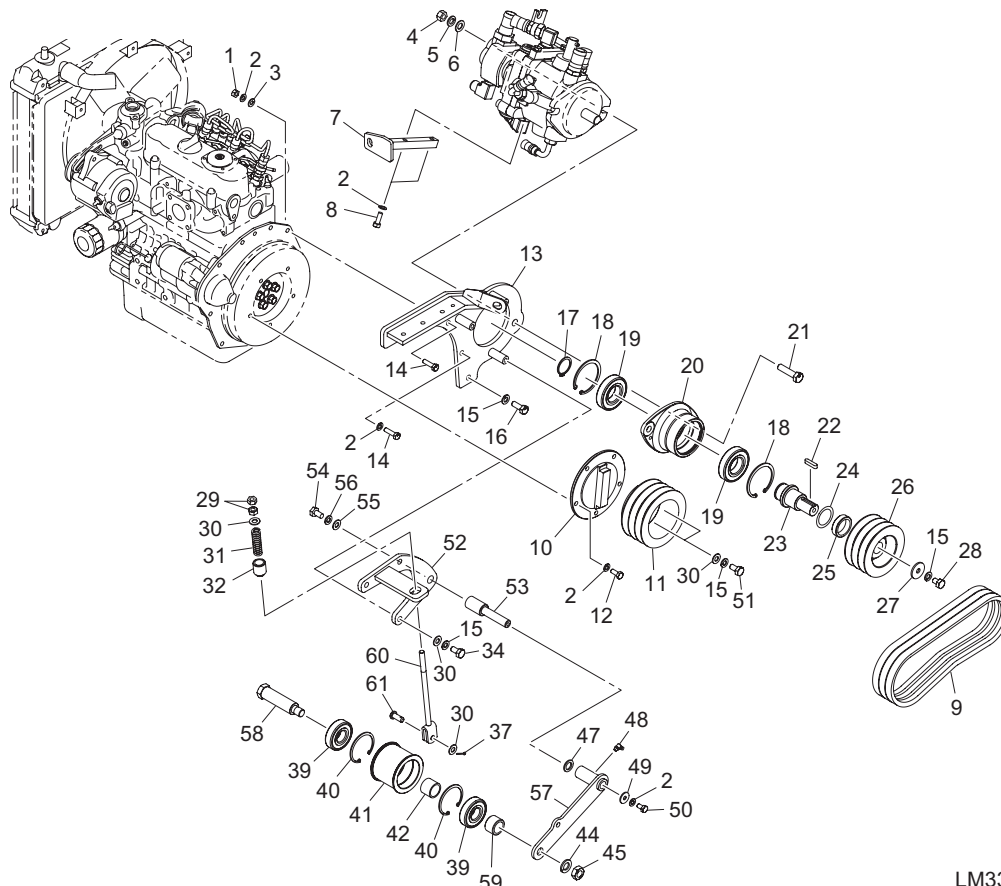
11.Engine & Electrical section A

LM331



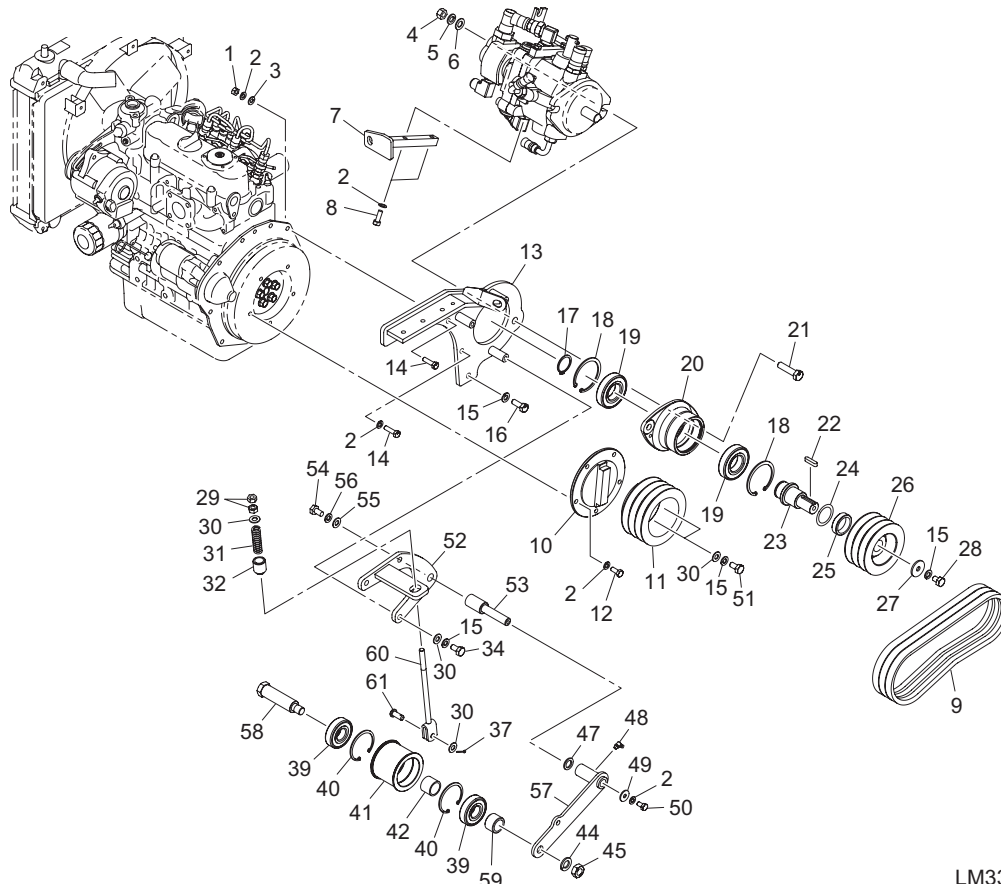
LM331_011_z02

Cat No.	Code No.	Part name	Qty	Remark	SN of application
11-31	LM331--0501Z2	BRACKET, THROTTLE WIRE	1		
11-32	K6030050122	PIN, FLAT HEAD M5-12	1		
11-33	K5000050002	WASHER, M5	2		
11-34	K0300016202	PIN, COTTER M1.6-20	2		
11-35	K1110097500	WIRE, THROTTLE 975	1		
11-36	PF15881-9701-0	BELT, V 34.5	1		
11-37	PF1J090-3243-0	FILTER, OIL CARTRIDGE	1		
11-38					
11-39	LM331--0588Z0	RADIATOR COMP	1		
11-40	LM331--0589Z0	CAP COMP, RADIATOR	1		
11-41	K4205001910	DECAL, CAUTION NOT TO GET CAUGHT IN	1		



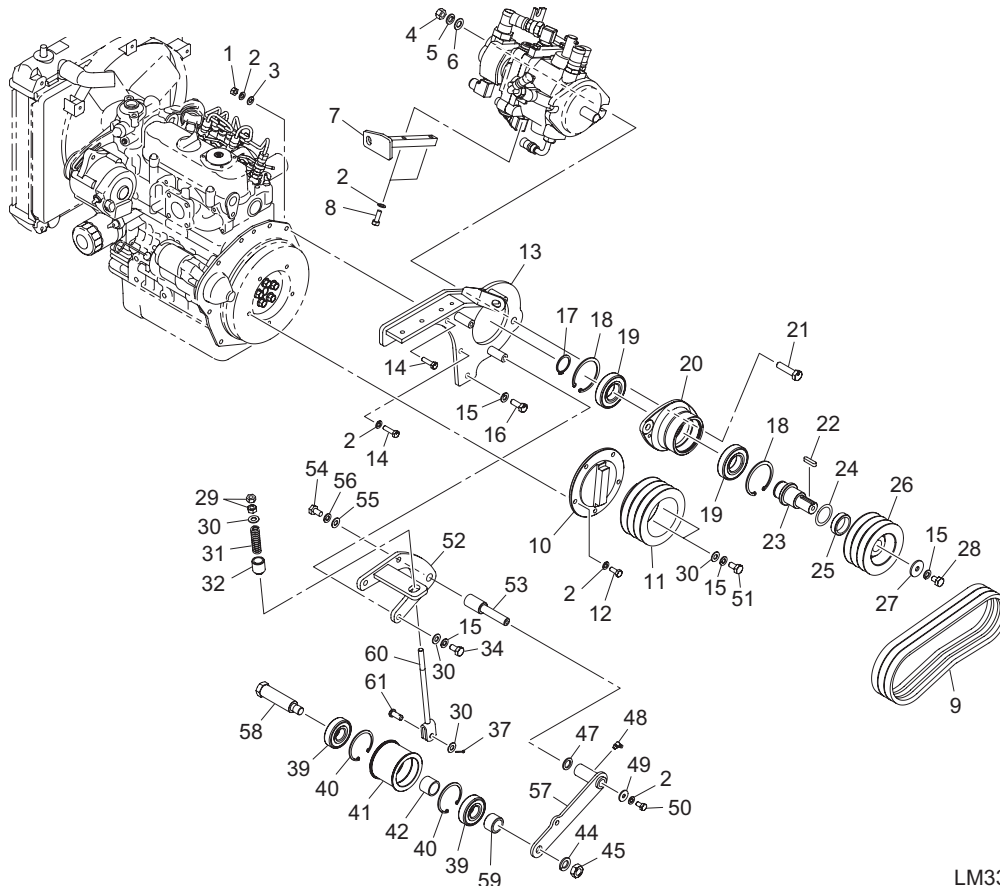
LM331_012_z02

Cat No.	Code No.	Part name	Qty	Remark	SN of application
12-1	K0100080002	NUT, M8	1		
12-2	K0200080002	WASHER, SPRING M8	12		
12-3	K5000080002	WASHER, M8	1		
12-4	K0100120002	NUT, M12	2		
12-5	K0200120002	WASHER, SPRING M12	2		
12-6	K5000120002	WASHER, M12	2		
12-7	LM331--0506Z2	STAY, PUMP	1		
12-8	K0000080252	BOLT, M8-25	2		
12-9	K2374230310	BELT, COGGED H-PX SB31 (3 PCS)	1	set of 3pcs	10174-10213
12a-9	K2375000310	BELT, TX X17BX31	3		10214-
12-10	LM331--0561Z2	FLANGE, EG PULLEY	1		
12-11	LM331--0568A2	PULLEY, ENGINE 126-3	1		
12-12	K0010080202	BOLT, HT M8-20	5		
12-13	LM331--0559Z2	BRACKET, PUMP	1		
12-14	K0010080302	BOLT, HT M8-30	4		
12-15	K0200100002	WASHER, SPRING M10	7		
12-16	K0000100302	BOLT, M10-30	1		
12-17	K0401035001	RING, RETAINING S M35	1		
12-18	K0402072001	RING, RETAINING R M72	2		
12-19	K0608062070	BEARING, BALL SEAL 2RS 6207	2		
12-20	LM331--0509Z2	HOUSING, PUMP SHAFT	1		
12-21	K0010120502	BOLT, HT M12-50	2		
12-22	K0500707310	KEY, BOTH ROUND M7-731.5	1		
12-23	LM331--0510Z0	SHAFT, DRIVING PUMP	1		
12-24	K5010635452	WASHER, SPCC 0.6-35-45	0-3	for adjustment	
12-25	K6212000972	COLLAR, STKM M35-45.1-12	1		
12-26	LM331--0569AD	PULLEY, PUMP 113-3	1		
12-27	K5073210352	WASHER, SPHC 3.2-10-35	1		
12-28	K0000100202	BOLT, M10-20	1		
12-29	K0100100002	NUT, M10	2		



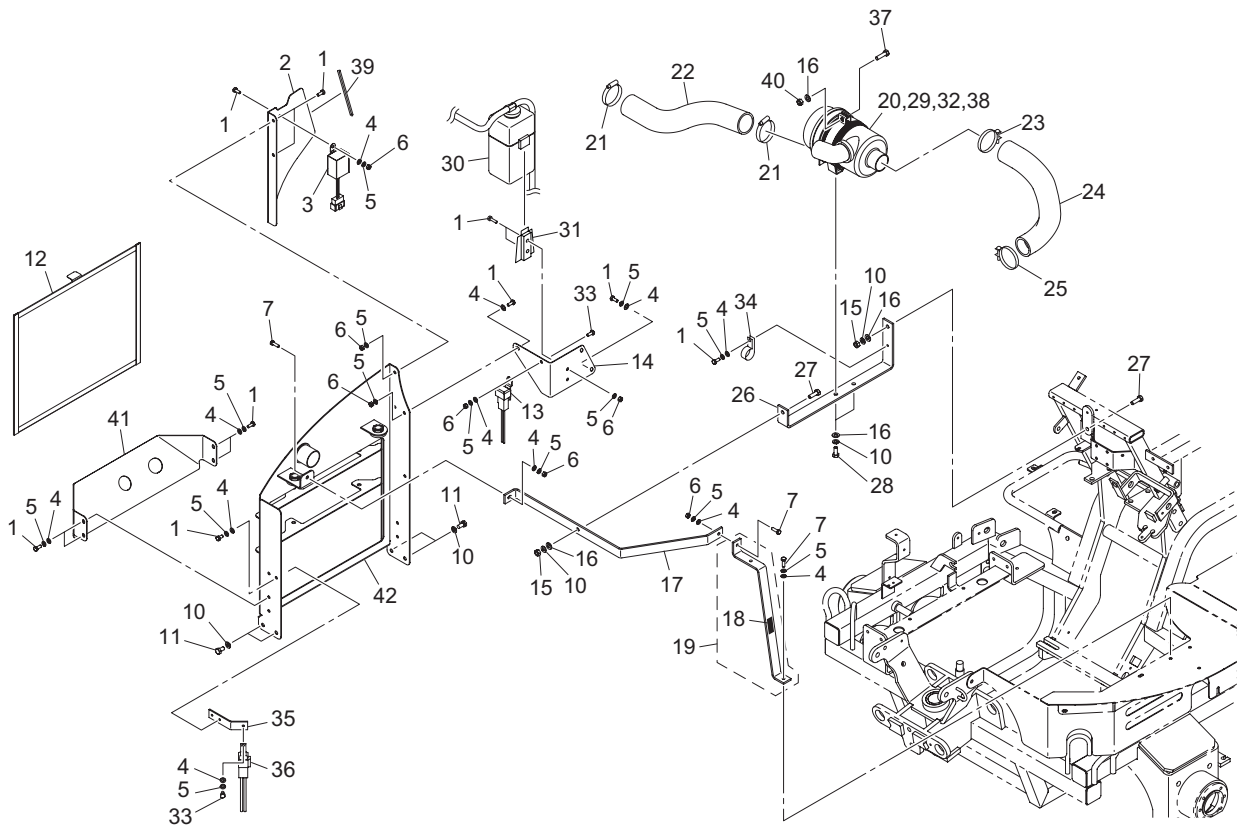
LM331_012_z02

Cat No.	Code No.	Part name	Qty	Remark	SN of application
12-30	K5000100002	WASHER, M10	5		
12-31	K1000000978	SPRING, COMPRESSION M3.5-17.5-60	1		
12-32	K6204000812	GUIDE, SPRING	1		
12-33					
12-34	K0000100252	BOLT, M10-25	2		
12-35					
12-36					
12-37	K0300025202	PIN, COTTER M2.5-20	1		
12-38					
12-39	K0612063050	BEARING, BALL SEAL 2RD 6305	2		
12-40	K0402062001	RING, RETAINING R M62	2		
12-41	K2473590782	PULLEY, TENSION 5978	1		
12-42	K6212000472	COLLAR, STKM M26-32-25	1		
12-43					
12-44	K0200160002	WASHER, SPRING M16	1		
12-45	K0105160002	NUT, P1.5 M16-3	1		
12-46					
12-47	K5051016240	WASHER, C5191P 1-16-24	1		
12-48	K1440000030	GREASE NIPPLE, 67.5 TYPE B	1		
12-49	K5012308242	WASHER, SPCC 2.3-8-24	1		
12-50	K0000080152	BOLT, M8-15	1		
12-51	K0010100252	BOLT, HT M10-25	2		
12-52	LM331--0583Z2	BRACKET, TENSION LEVER	1		
12-53	LM331--0584Z2	SHAFT, TENSION	1		
12-54	K0000100202	BOLT, M10-20	1		
12-55	K5073210352	WASHER, SPHC 3.2-10-35	1		
12-56	K0200100002	WASHER, SPRING M10	1		
12-57	LM331--0533Z2	LEVER, TENSION	1		
12-58	LM331--0534Z2	PIN, TENSION	1		
12-59	LM331--0535Z2	COLLAR, STKM 25-34-19.5	1		



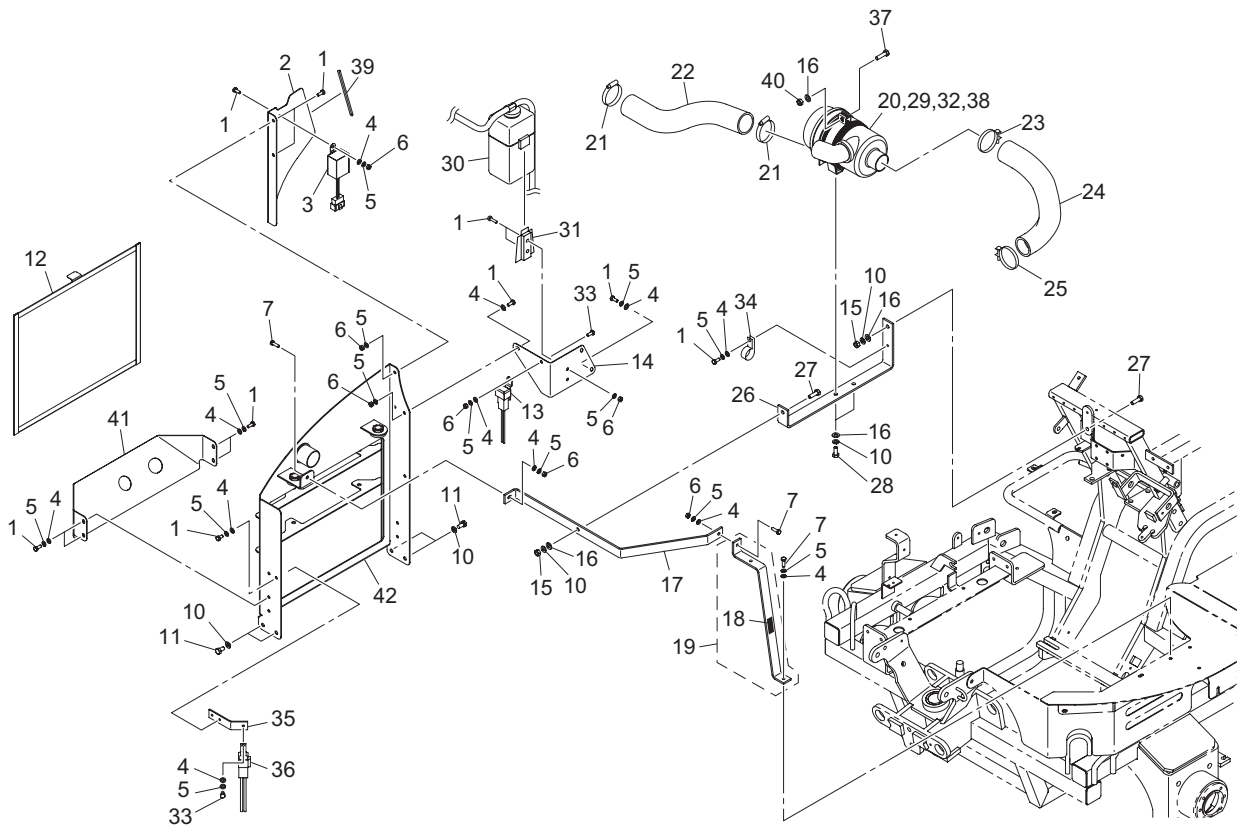
LM331_012_z02

Cat No.	Code No.	Part name	Qty	Remark	SN of application
12-60	LM331--0536Z2	ADJUSTER, LEVER 220	1		
12-61	K6031100288	PIN, FLAT HEAD HT M10-28	1		



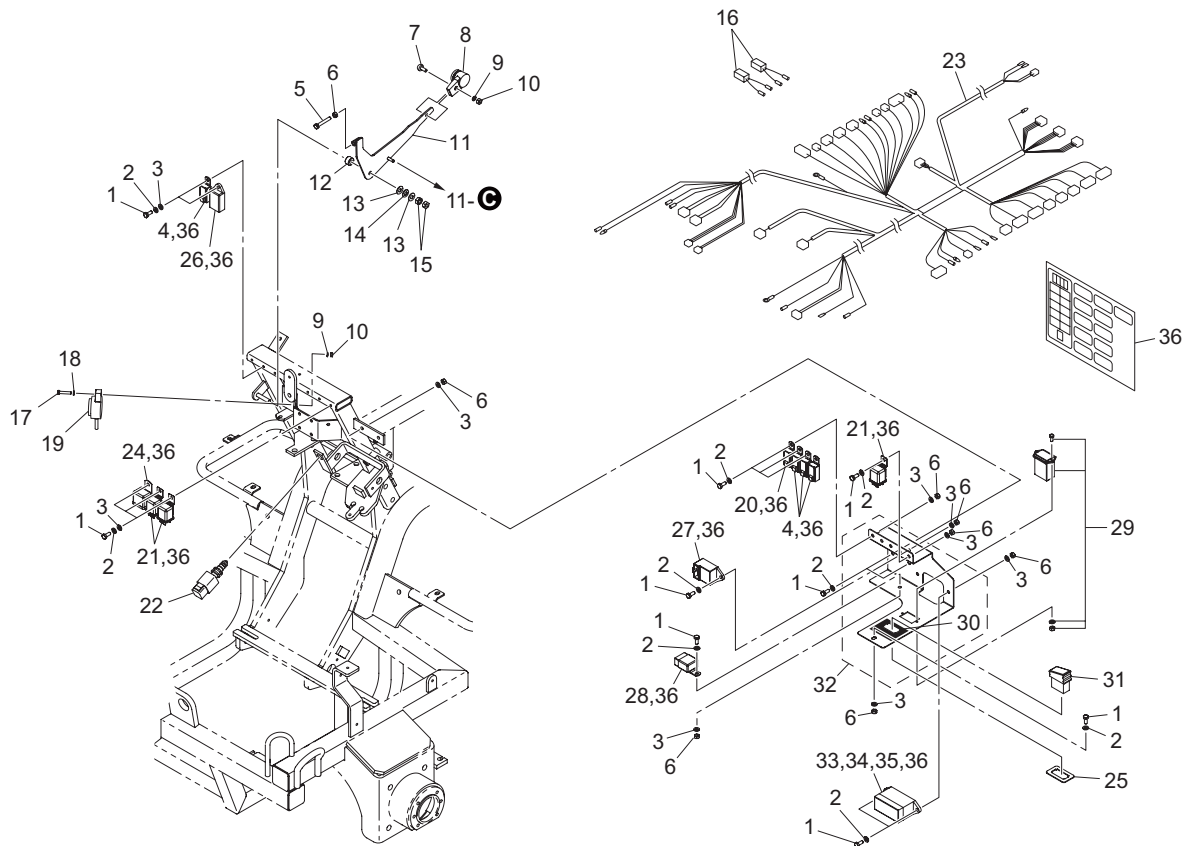
LM331_013_z02

Cat No.	Code No.	Part name	Qty	Remark	SN of application
13-1	K0000060152	BOLT, M6-15	16		
13-2	LM331--0522ZD	CROSS-PLATE	1		
13-3	K3683000010	TIMER, OFF DELAY 0.9S	1		
13-4	K5000060002	WASHER, M6	16		
13-5	K0200060002	WASHER, SPRING M6	20		
13-6	K0100060002	NUT, M6	9		
13-7	K0000060202	BOLT, M6-20	3		
13-8					
13-9					
13-10	K0200080002	WASHER, SPRING M8	8		
13-11	K0000080152	BOLT, M8-15	4		
13-12	LM331--0525Z2	NET, DUST PREVENTION	1		
13-13	K3630000160	FUSE BLOCK, FUSIBLE LINK 30A	1		
13-14	LM331--0523ZD	PLATE, MOUNTING RESERVE TANK	1		
13-15	K0100080002	NUT, M8	2		
13-16	K5000080002	WASHER, M8	5		
13-17	LM331--0527ZD	FRAME, ENGINE ROOM (UPPER)	1		
13-18	K4205001910	DECAL, CAUTION NOT TO GET CAUGHT IN	1		
13-19	LM331--0529Z0	FRAME COMP, ENGINE ROOM (SIDE)	1		
13-20	PF15371-1187-0	CUSHION	1		
13-21	LM331--0542Z0	BAND, LS-46	2		
13-22	LM331--0541Z0	HOSE, DUCT GL45-330	1		
13-23	PF15221-1172-0	BAND, PIPE	1		
13-24	LM331--0502Z0	HOSE, AIR CLEANER	1		
13-25	PF15261-1172-0	BAND, PIPE	1		
13-26	LM331--0526ZD	PLATE, MOUNTING AIR CLEANER	1		
13-27	K0000080252	BOLT, M8-25	2		
13-28	K0000080202	BOLT, M8-20	2		
13-29	PF15381-1125-0	BAND, AIR CLEANER	1		
13-30	PF19839-7240-0	TANK ASSY, RESERVE	1		



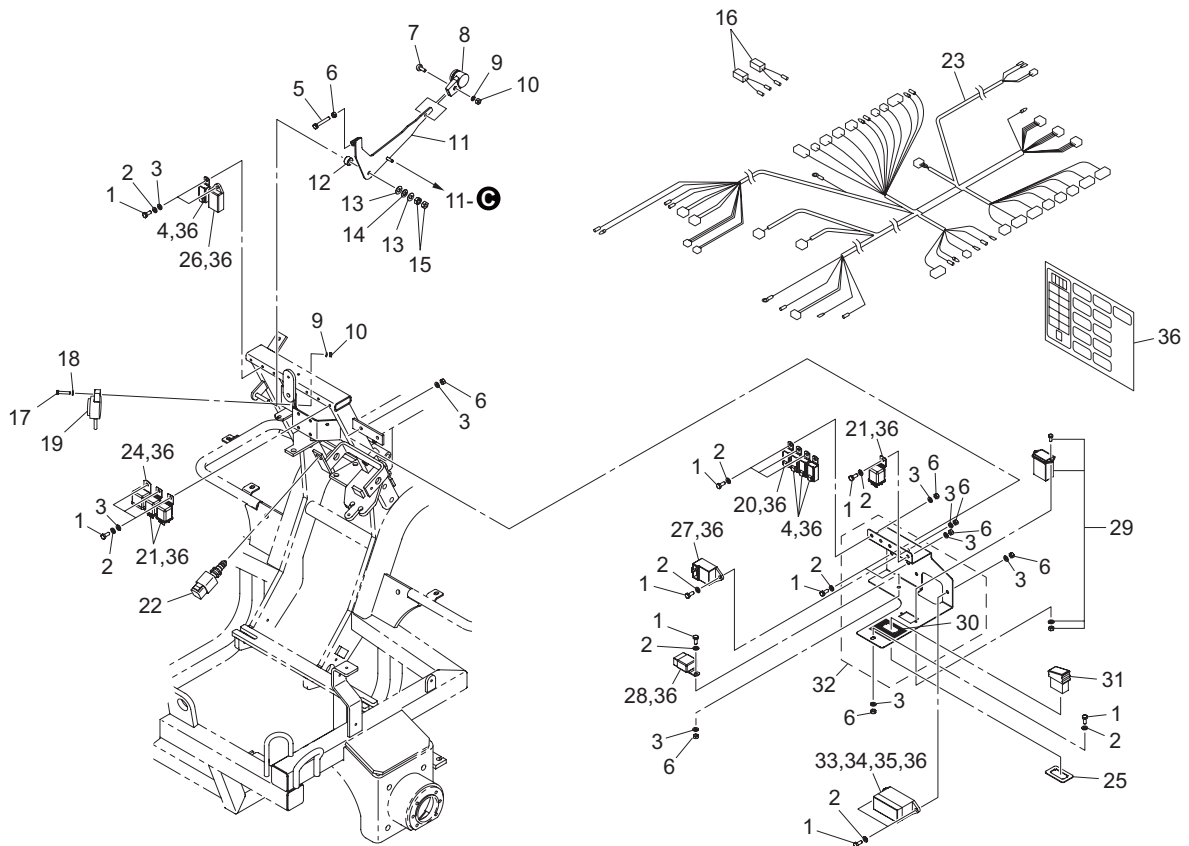
LM331_013_z02

Cat No.	Code No.	Part name	Qty	Remark	SN of application
13-31	PF11982-7246-0	STAY, RESERVE TANK	1		
13-32	PF67980-5830-6	AIR CLEANER ASSY	1		
13-33	K0000060102	BOLT, M6-10	1		
13-34	K4270035060	CLIP, HARNESS 35 M6	1		
13-35	LM331--0558ZD	BRACKET	1		
13-36	K3630000130	FUSE BLOCK, FUSIBLE LINK 50A	1		
13-37	K0000080602	BOLT, M8-60	1		
13-38	PFK7311-8239-2	ELEMENT (PRIMARY)	1		
13-39	K3198103900	TRIM, SEAL 6100-16C-390	1		
13-40	K0144080002	NUT, W/F-RING M8	1		
13-41	LM331--0520ZD	COVER, RADIATOR FRAME LOWER	1		
13-42	LM331--0519ZD	FRAME, RADIATOR	1		



LM331_014_z02

Cat No.	Code No.	Part name	Qty	Remark	SN of application
14-1	K0000060152	BOLT, M6-15	17		
14-2	K5000060002	WASHER, M6	17		
14-3	K0200060002	WASHER, SPRING M6	17		
14-4	K3681000060	RELAY, CA1aF-12V-N-5	4		10148-10238
14a-4	K3681000090	RELAY, ACA12135	4		10239-
14-5	K0000060502	BOLT, M6-50	1		
14-6	K0100060002	NUT, M6	13		
14-7	K0042050082	SCREW, + ROUND HEAD M5-8	1		
14-8	K1301000150	GRIP, PLASTIC THROTTLE LEVER	1		
14-9	K0200050002	WASHER, SPRING M5	2		
14-10	K0100050002	NUT, M5	2		
14-11	LM331--0543Z2	LEVER, THROTTLE	1		
14-12	K6212001702	COLLAR, STKM M8.5-17-10	1		
14-13	K5051008180	WASHER, C5191P 1-8-18	2		
14-14	K0212080002	WASHER, DISK SPRING 1L M8	1		
14-15	K0100080002	NUT, M8	2		
14-16	K3730000010	DIODE, V087860	2		
14-17	K0000050252	BOLT, M5-25	1		
14-18	K5000050002	WASHER, M5	1		
14-19	K3700000010	BUZZER, EBM-12 TYPE	1		
14-20	PF5H276-4125-0	RELAY COMP	1		
14-21	K3681000070	RELAY, MR5A411A1K	3		
14-22	K3671000110	SWITCH, LIMIT 2 CIRCUIT NC	1		
14-23	LM331--0585A0	HARNESS	1		
14-24	PF5H632-4251-0	RELAY, GLOW	1		
14-25	LM331--0557Z2	SPACER, FOR FIXING SWITCH	1		
14-26	PF1G386-6024-2	TIMER,SOLENOID 1 SEC	1		
14-27	PF15694-6599-0	TIMER, GLOW LAMP	1		
14-28	K3681000010	RELAY, CA1-DC12V-N	1		
14-29	K3650000130	HOUR METER, 636DC	1		

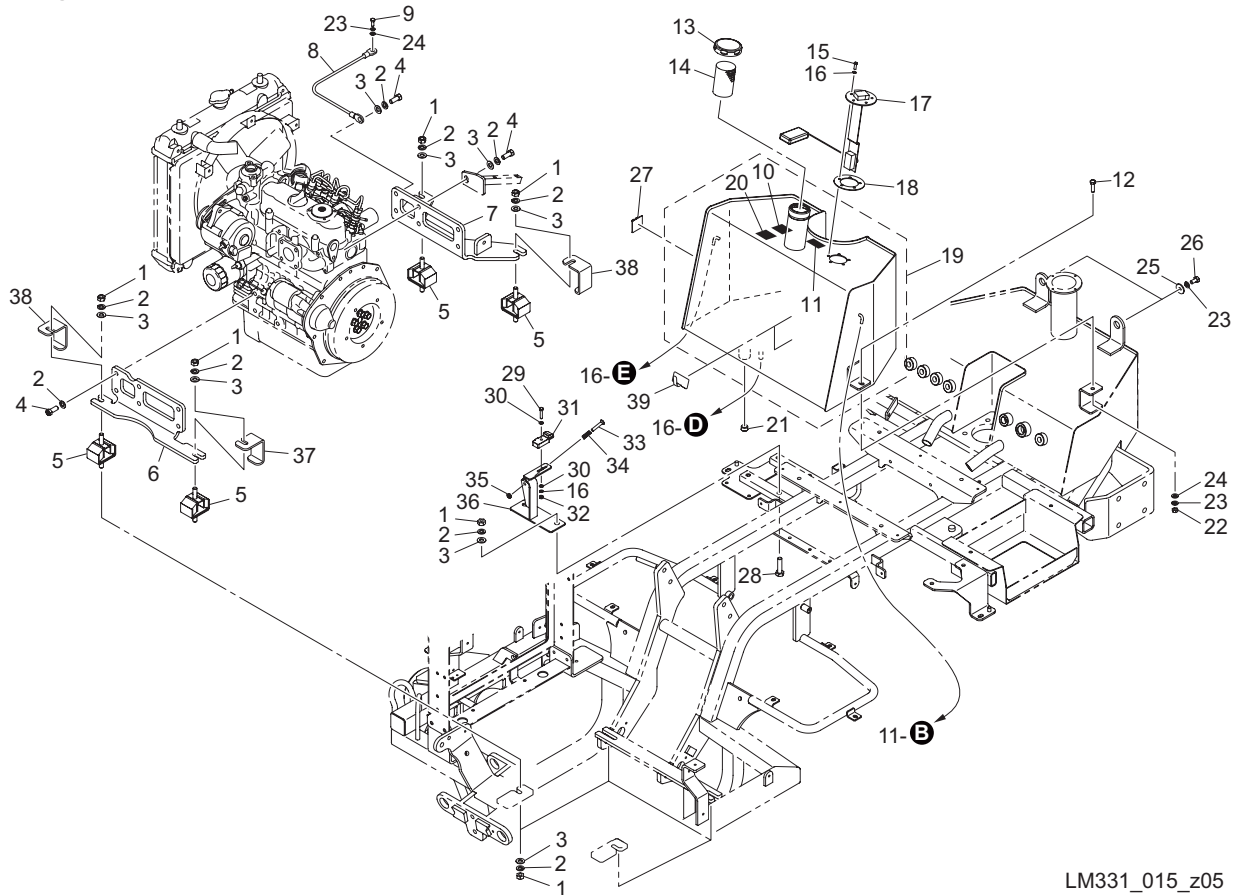


LM331_014_z02

Cat No.	Code No.	Part name	Qty	Remark	SN of application
14-30	LM331--0556Z0	DECAL, LAPPING SWITCH	1		
14-31	K3661000070	SWITCH, ROCKER RED	1		
14-32	LM331--0554A0	MOUNT COMP, RELAY	1		
14-33	K3630000090	FUSE BLOCK, MINI 10P-A	1		
14-34	K3631000070	FUSE, MINI BLADE 5A	8		
14-35	K3631000110	FUSE, MINI BLADE 15A	1		
14-36	LM331--0587Z0	LABEL, RELAY & FUSE	1		

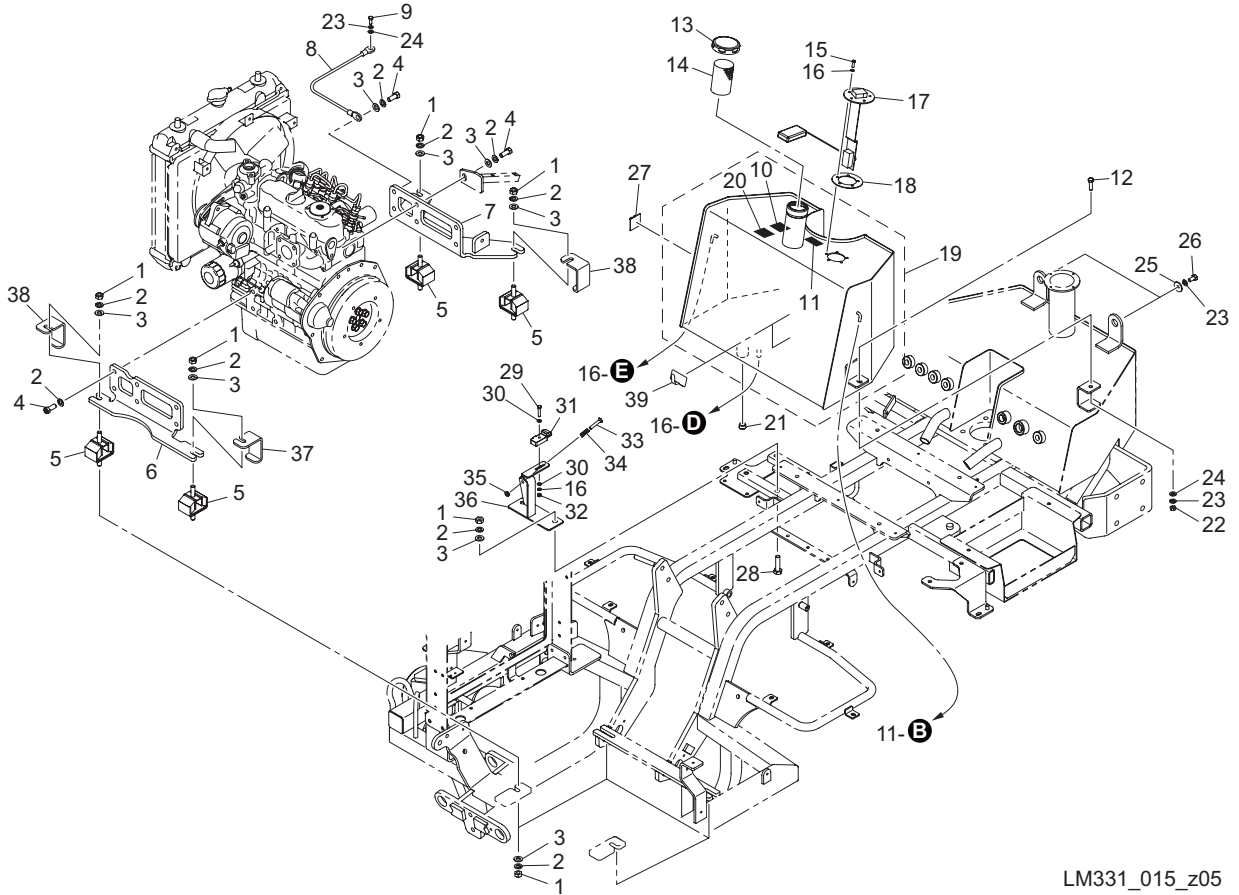
15.Engine & Electrical section E

LM331



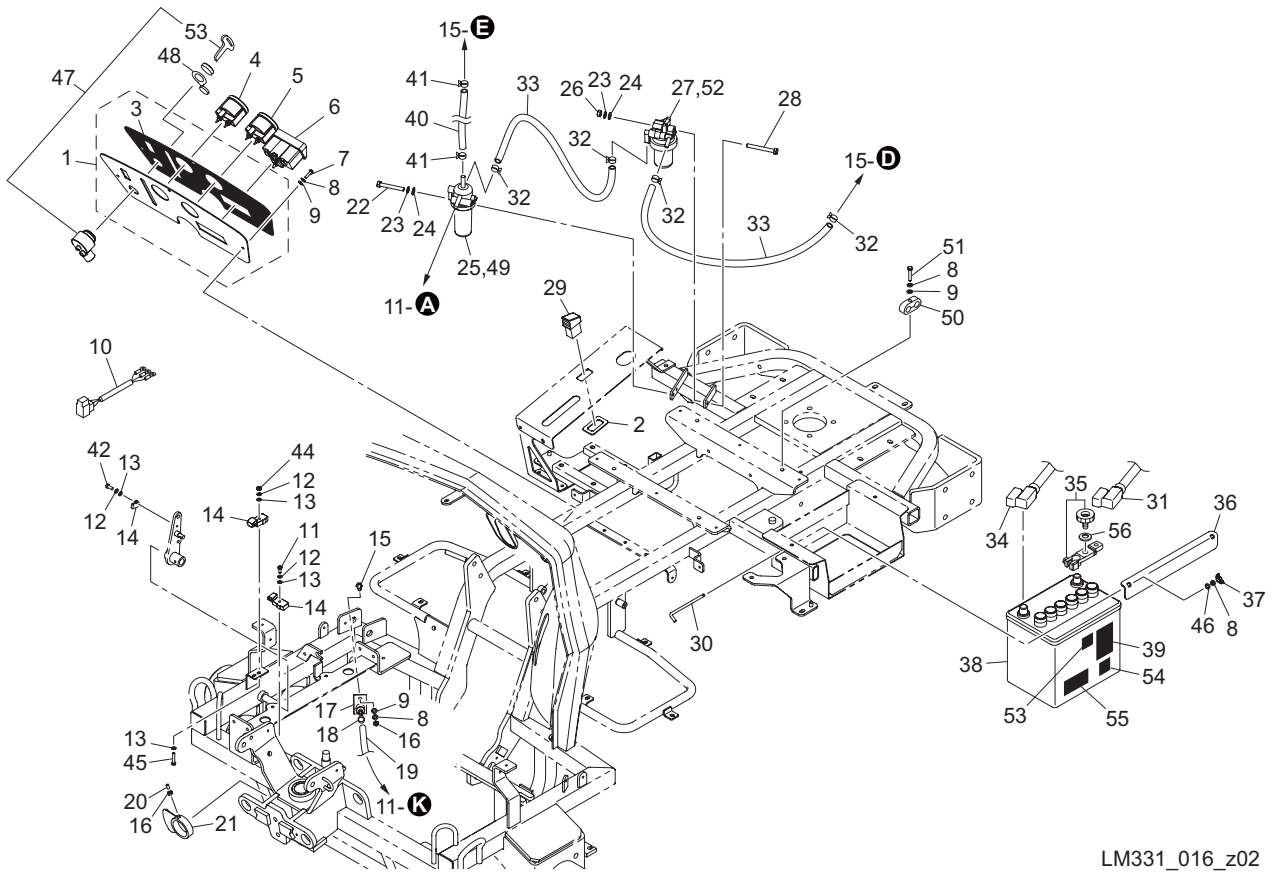
LM331_015_z05

Cat No.	Code No.	Part name	Qty	Remark	SN of application
15-1	K0100100002	NUT, M10	10		
15-2	K0200100002	WASHER, SPRING M10	22		
15-3	K5000100002	WASHER, M10	12		
15-4	K0017100252	BOLT, SMALL HT P1.25 M10-25	12		
15-5	K4043000010	RUBBER, ANTI VIBRATION 1340	4		
15-6	LM331--0503AD	BASE, ENGINE (FRONT)	1		
15-7	LM331--0504AD	BASE, ENGINE (REAR)	1		
15-8	K3611000430	WIRE, TO EARTH 500	1		
15-9	K0000080202	BOLT, M8-20	1		
15-10	K4209001000	DECAL, DIESEL OIL FILLER PORT	1		
15-11	K4205001940	DECAL, DANGER "NO FIRE"	1		
15-12	K0000080252	BOLT, M8-25	2		
15-13	K1410000120	PLUG, FUEL TANK	1		
15-14	K3420000090	FILTER ASSY, FUEL	1		
15-15	K0042050152	SCREW, + ROUND HEAD M5-15	5		
15-16	K0200050002	WASHER, SPRING M5	6		
15-17	K2721000130	GAUGE, FLOATING 175*115	1		
15-18	K2721000020	PACKING, OIL-SHEET	1		
15-19	LM331--0532Z0	TANK COMP, FUEL	1		
15-20	K4209001330	DECAL, DIESEL FUEL INDICATION	1		
15-21	K1422106001-Y	PLUG, TAPERED W/HEX HOLE T1 3/8	1		
15-22	K0100080002	NUT, M8	2		
15-23	K0200080002	WASHER, SPRING M8	5		
15-24	K5000080002	WASHER, M8	3		
15-25	K5012308262	WASHER, SPCC 2.3-8-26	2		
15-26	K0000080152	BOLT, M8-15	2		
15-27	K4251000020	LATCH, WIRE S20	1		
15-28	K0000100402	BOLT, M10-40	2		
15-29	K0000050252	BOLT, M5-25	1		
15-30	K5000050002	WASHER, M5	2		



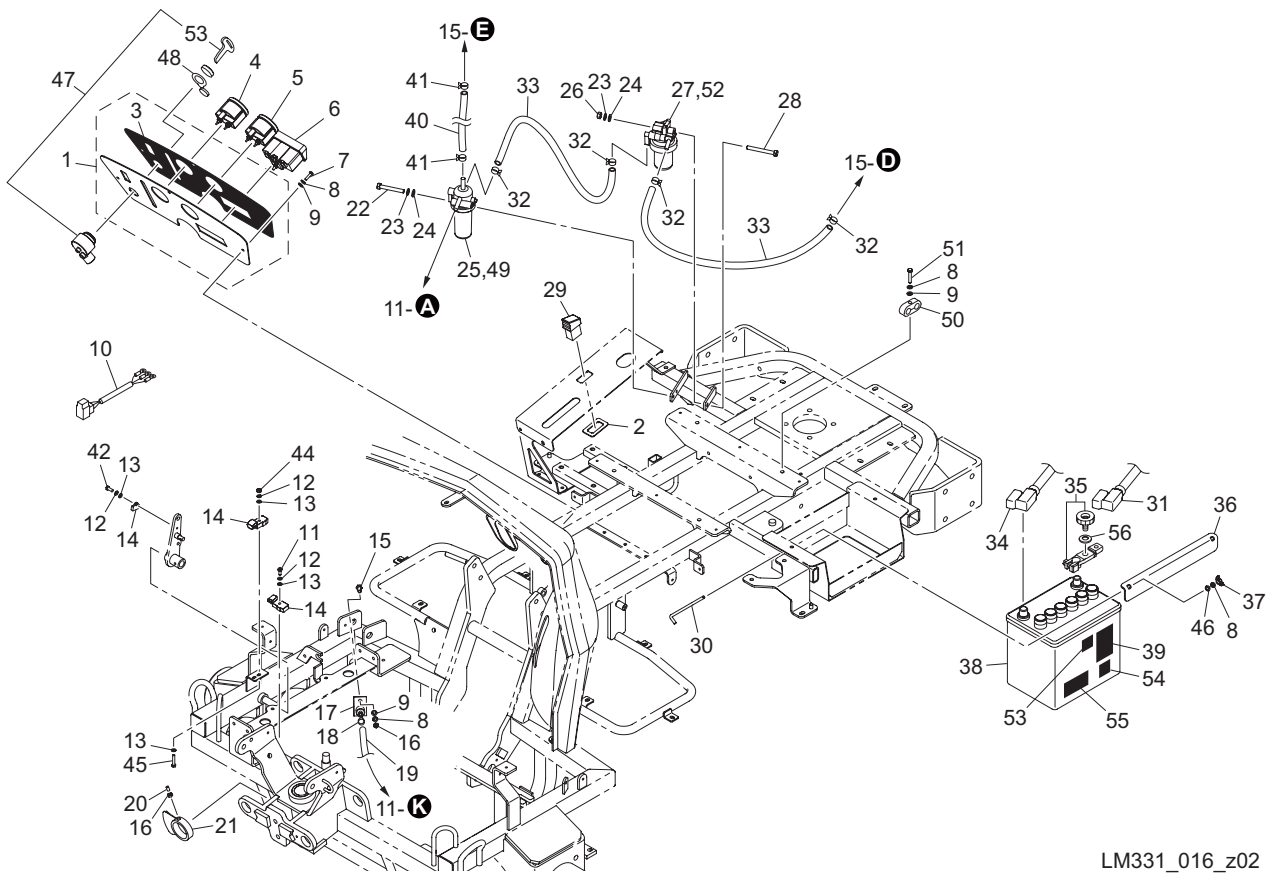
LM331_015_z05

Cat No.	Code No.	Part name	Qty	Remark	SN of application
15-31	K3720000160	SWITCH, PROXIMITY NO V-out	1		
15-32	K0100050002	NUT, M5	1		
15-33	K0041060352	SCREW, + FLAT HEAD M6-35	1		
15-34	K1000000260	SPRING, COMPRESSION M0.7-8.4-25	1		
15-35	K0144060002	NUT, W/F-RING M6	1		
15-36	LM331--0586A2	BRACKET, PROXIMITY SENSOR	1		
15-37	LM331--0515Z2	STOPPER, ENGINE (LH)	1		
15-38	LM331--0516Z2	STOPPER, ENGINE (RH)	2		
15-39	K4251000010	LATCH, WIRE S15	2		



LM331_016_z02

Cat No.	Code No.	Part name	Qty	Remark	SN of application
16-1	LM331--0551A0	PANEL COMP, METER	1		
16-2	LM331--0557Z2	SPACER, FOR FIXING SWITCH	1		
16-3	LM331--0553A0	STICKER, PANEL	1		
16-4	K3653000010	GAUGE, FUEL 52BG2	1		
16-5	PFR1401-5317-0	GAUGE, WATER TEMPERATURE	1		
16-6	K3641000070	LAMP, PILOT BOX	1		
16-7	K0042060202	SCREW, + ROUND HEAD M6-20	3		
16-8	K0200060002	WASHER, SPRING M6	6		
16-9	K5000060002	WASHER, M6	4		
16-10	LM331--0572Z0	WIRE, FUEL GAGE	1		
16-11	K0000050202	BOLT, M5-20	1		
16-12	K0200050002	WASHER, SPRING M5	3		
16-13	K5000050002	WASHER, M5	4		
16-14	K3720000160	SWITCH, PROXIMITY NO V-out	2		
16-15	K0000060202	BOLT, M6-20	1		
16-16	K0100060002	NUT, M6	2		
16-17	PF1G291-7317-0	JOINT, DRAIN PIPE	1		
16-18	K4260000172	CLAMP, HOSE KS-11-19	2		
16-19	K3180004500	HOSE, FUEL 8*1B450	1		
16-20	K0023060151	SETSCREW, M6-15	1		
16-21	LM331--0574A0	MAGNET COMP	1		
16-22	K0000080602	BOLT, M8-60	1		
16-23	K0200080002	WASHER, SPRING M8	2		
16-24	K5000080002	WASHER, M8	2		
16-25	PF15531-43013	FILTER ASSY, FUEL	1		
16-26	K0100080002	NUT, M8	1		
16-27	PF1G381-4335-0	FILTER ASSY	1		
16-28	K0000080702	BOLT, M8-70	1		
16-29	K3661000050	SWITCH, ROCKER	1		
16-30	LM331--0577Z2	ROD, W/M6 BOLT	2		

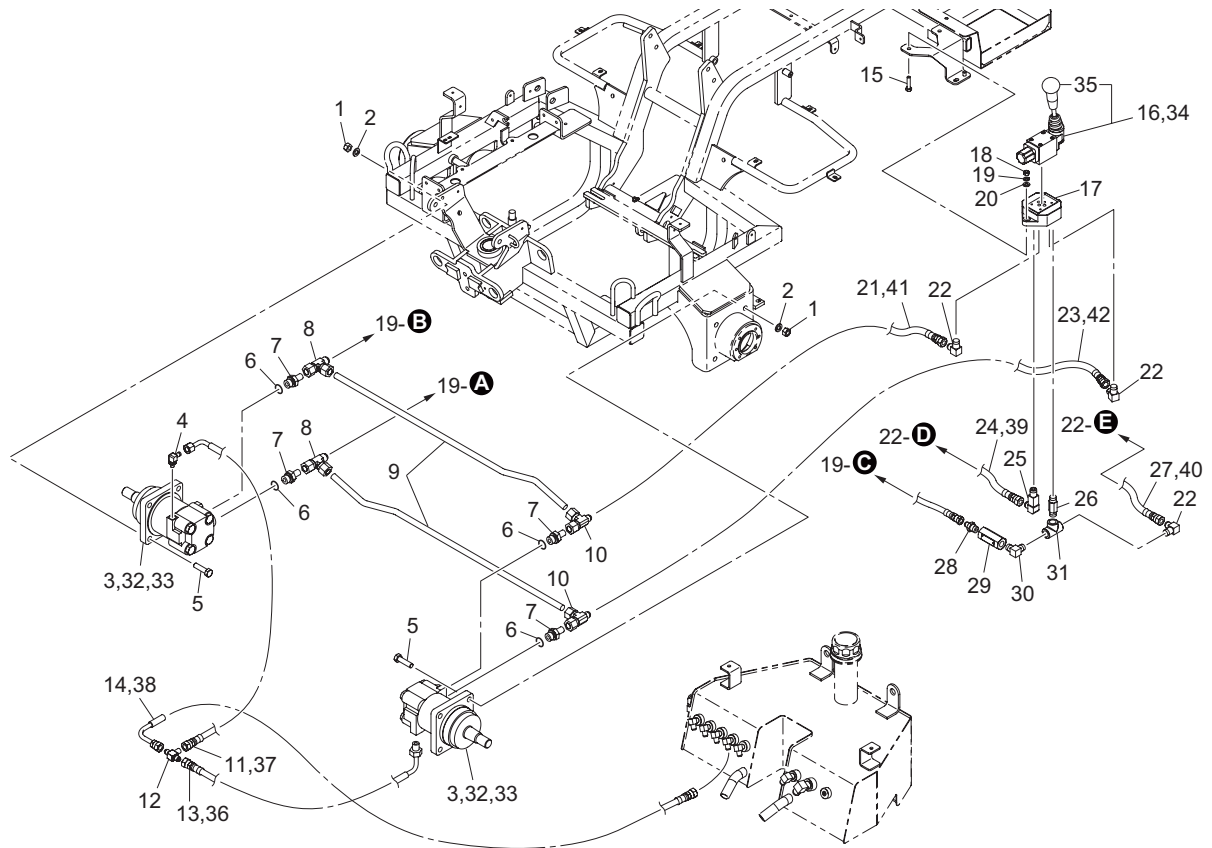


LM331_016_z02

Cat No.	Code No.	Part name	Qty	Remark	SN of application
16-31	K3611000500	WIRE, TO EARTH 1750	1		
16-32	K4260000240	CLIP, PIPE PF14911-42750	4		
16-33	PF09661-81200	TUBE, FUEL	2		
16-34	K3610000630	WIRE, BATTERY (+) 2500	1		
16-35	K3612000110	SWITCH, CUT OFF BATTERY	1		
16-36	LM285--0911Z2	CLAMPER, BATTERY	1		
16-37	K0141060002	NUT, WING M6-3	2		
16-38	K3600000160	BATTERY, FX75D23L	1		
16-39	K4205002030	DECAL, CROSSED-OUT DUST BIN	1		
16-40	K3182005000	HOSE, FUEL 4*1B500	1		
16-41	K4260000270	CLIP, HOSE TS095	2		
16-42	K0042050122	SCREW, + ROUND HEAD M5-12	1		
16-43	K4209001410	LABEL, CAPACITY OF BATTERY 75D23	1		
16-44	K0100050002	NUT, M5	1		
16-45	K0000050252	BOLT, M5-25	1		
16-46	K5012306162	WASHER, SPCC 2.3-6-16	2		
16-47	PF15248-6359-0	SWITCH ASSY, STARTER	1		
16-48	K1310000080	CAP, RUBBER FOR SWITCH	1		
16-49	PF1T021-4356-0	ELEMENT ASSY	1		
16-50	K4260000230	CLAMP, PIPE LNG15/15	1		
16-51	K0000060402	BOLT, M6-40	1		
16-52	PFRB101-5127-0	CUP, FILTER	1		
16-53	PF15248-6370-0	KEY, STARTER	1		
16-54	K4205001890	DECAL, RECYCLE MARK	1		
16-55	K4205001880	DECAL, CAUTION P/D-4	1		
16-56	K0210080002	SPRING, CONICAL DISC L M8	1		10200-

17. Hydraulic section A

LM331

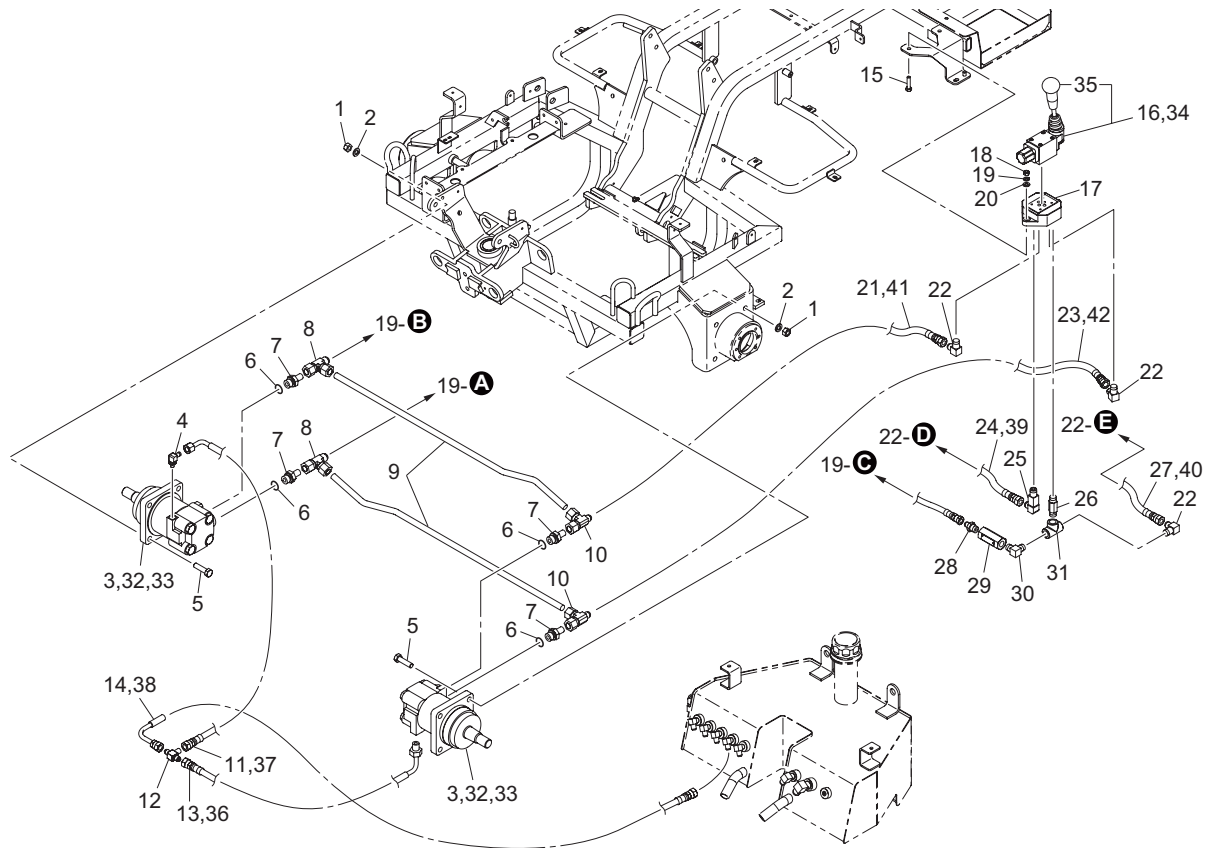


LM331_017_z02

Cat No.	Code No.	Part name	Qty	Remark	SN of application
17-1	K0100120002	NUT, M12	8		
17-2	K0200120002	WASHER, SPRING M12	8		
17-3	K3291000130	MOTOR, WHEEL 2-160BS4S-E341	2		
17-4	K3008000442-Y	ADAPTER, 90 1086-6	1		
17-5	K0000120452	BOLT, M12-45	8		
17-6	K0881018000	O-RING, P18B	4		
17-7	K3026515081-Y	CONNECTOR, KHB15-040E	4		
17-8	K3028315081-Y	TEE, KTJ15-040E	2		
17-9	LM331--0712Z2-Y	PIPE, CONNECTING FRONT MOTOR	2		
17-10	K3028315061-Y	TEE, KTJ15-030E	2		
17-11	K3100230400	HOSE, WP35-6-3-400	1		
17-12	K3008000092-Y	ADAPTER, TEE FOR HOSE PF1/4	1		
17-13	LM331--0761Z0	HOSE, NWP35-6-750	1		
17-14	K3100231850	HOSE, WP35-6-3-1850	1		
17-15	K0000080352	BOLT, M8-35	2		
17-16	K3302000050	VALVE, MANUAL SWITCH S	1		
17-17	K3314000050	SUB-PLATE, SHD025-03T3A	1		
17-18	K0100080002	NUT, M8	2		
17-19	K0200080002	WASHER, SPRING M8	2		
17-20	K5000080002	WASHER, M8	2		
17-21	K3105331400	HOSE, WP210-9-3-1400	1		
17-22	K3001090002-Y	ELBOW, 90 1033-9	3		
17-23	K3105331450	HOSE, WP210-9-3-1450	1		
17-24	K3105311900	HOSE, WP210-9-1-1900	1		
17-25	K3005000022-Y	ELBOW, LONG 3/8	1		
17-26	K3029000182-Y	NIPPLE, LONG PT3/8	1		
17-27	K3105311950	HOSE, WP210-9-1-1950	1		
17-28	K3007000062-Y	ADAPTER, ODD SIZED PT3/8*PF1/4	1		
17-29	K3341000010	VALVE, CHECK HK3-ET1-03A	1		
17-30	K3006000072-Y	ELBOW, PT3/8	1		

17. Hydraulic section A

LM331

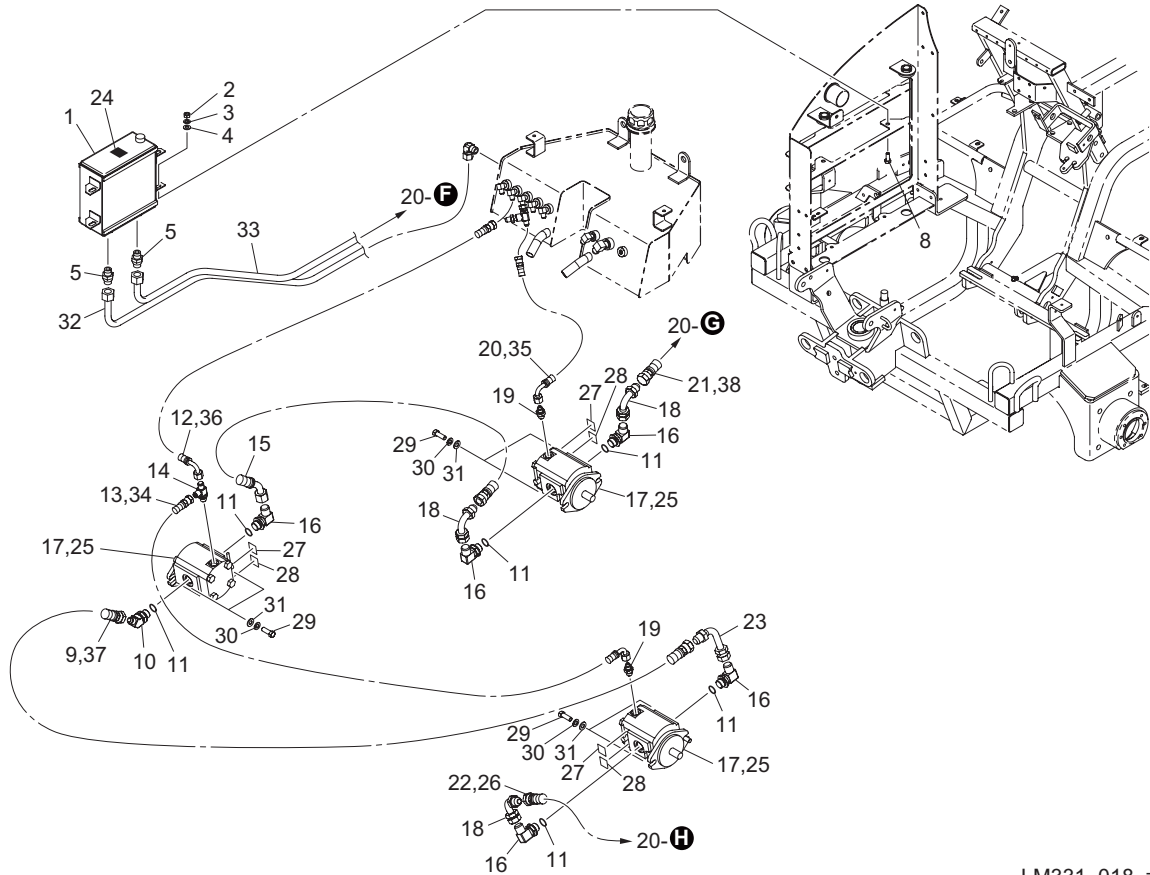


LM331_017_z02

Cat No.	Code No.	Part name	Qty	Remark	SN of application
17-31	K3021060002-Y	TEE, TEF PT3/8	1		
17-32	Y61091S	SEAL KIT, ORBIT MOTOR 2000 (SHAFT)	2		
17-33	Y61090S	SEAL KIT, ORBIT MOTOR 2000 (REAR)	2		
17-34	K0880009000	O-RING, P9	4		
17-35	K1300000040	GRIP, PLASTIC BLACK 9-35.5	1		
17-36	K3189006400	TUBE, SPIRAL SP-10 640	1		
17-37	K3189002900	TUBE, SPIRAL SP-10 290	1		
17-38	K3189017400	TUBE, SPIRAL SP-10 1740	1		
17-39	K3191017800	TUBE, SPIRAL SP-15 1780	1		
17-40	K3191018300	TUBE, SPIRAL SP-15 1830	1		
17-41	K3191012800	TUBE, SPIRAL SP-15 1280	1		
17-42	K3191013300	TUBE, SPIRAL SP-15 1330	1		

18. Hydraulic section B

LM331

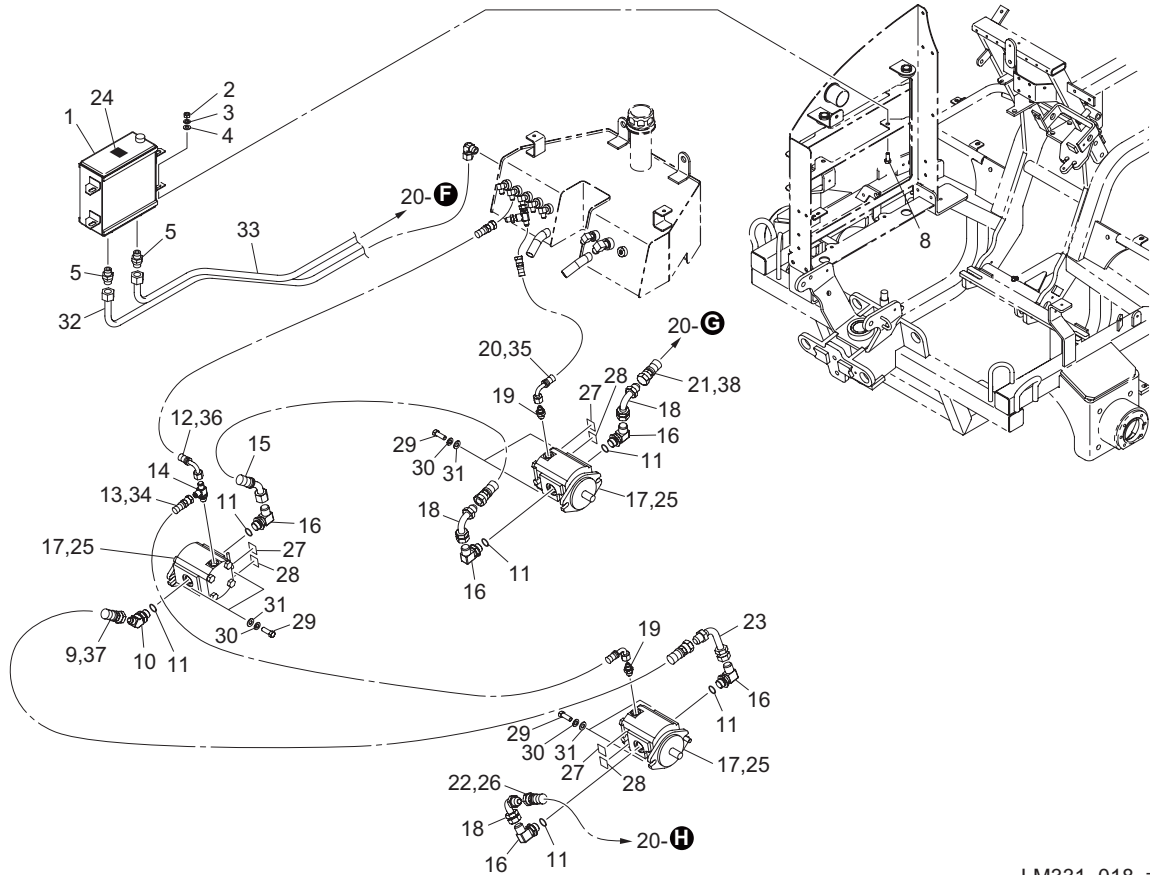


LM331_018_z04

Cat No.	Code No.	Part name	Qty	Remark	SN of application
18-1	K3430000050	COOLER, OIL	1		
18-2	K0100080002	NUT, M8	4		
18-3	K0200080002	WASHER, SPRING M8	4		
18-4	K5000080002	WASHER, M8	4		
18-5	K3026615061-Y	CONNECTOR, KCT15-030E	2		
18-6					
18-7					
18-8	K0000080202	BOLT, M8-20	4		
18-9	K3104410880	HOSE, WP175-12-1-880	1		
18-10	K3008000182-Y	ELBOW, ADJUSTABLE 45	1		
18-11	K0881018000	O-RING, P18B	6		
18-12	K3100233250	HOSE, WP35-6-3-3250	1		
18-13	K3100230900	HOSE, WP35-6-3-900	1		
18-14	K3008000852-Y	ADAPTER, TEE W/O-RING 8513-3105	1		
18-15	LM331--0763A0	HOSE, WP175-12-2-3350	1		
18-16	K3008000042-Y	ELBOW, ADJUSTABLE 90 1086-12	5		
18-17	K3282000060	MOTOR, GEAR PLM20.16	3		
18-18	K3025069082-Y	ADAPTER, FOR PIPE 069-08	3		
18-19	K3008000232-Y	CONNECTOR, W/O-RING PF1/4*PF1/4	2		
18-20	K3100232300	HOSE, WP35-6-3-2300	1		
18-21	K3104431800	HOSE, WP175-12-3-1800	1		10148-10289
18a-21	K3104431940	HOSE, WP175-12-3-1940	1		10290-
18-22	LM331--0762A0	HOSE, WP175-12-3-3400	1		
18-23	K302506L082-Y	ADAPTER, FOR PIPE 06L-08	1		
18-24	K4205001920	DECAL, CAUTION HOT PARTS	1		
18-25	YCA62029050	SEAL KIT, MOTOR PLM20-01S9R	3		
18-26	K3172307000	HOSE, VINYL 25*30-700	1		
18-27	K4203001300	DECAL, REEL ROTATION	1		
18-28	K4203001310	DECAL, REEL STOP	1		
18-29	K0008100302	BOLT, SMALL M10-30	6		

18. Hydraulic section B

LM331

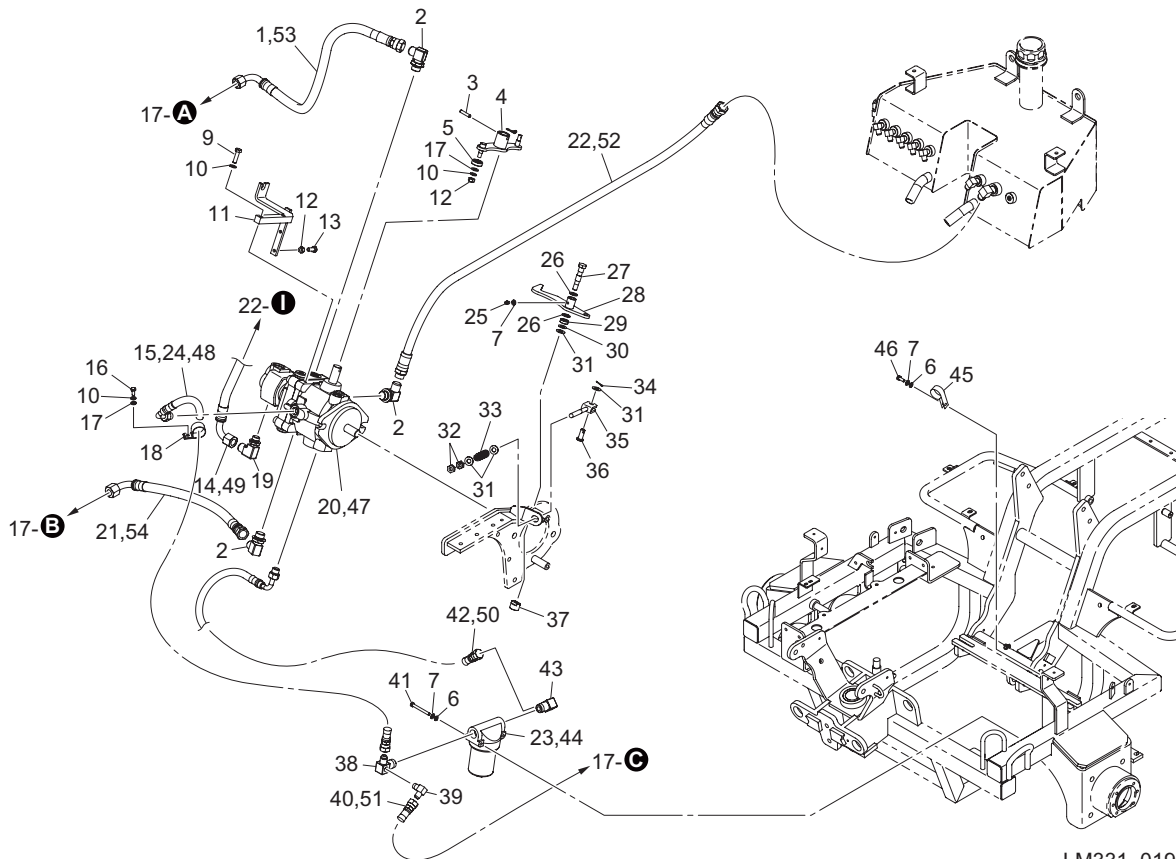


LM331_018_z04

Cat No.	Code No.	Part name	Qty	Remark	SN of application
18-30	K0200100002	WASHER, SPRING M10	6		
18-31	K5000100002	WASHER, M10	6		
18-32	LM331--0789Z2-Y	PIPE, OIL COOLER OUT	1		
18-33	LM331--0788Z2-Y	PIPE, OIL COOLER IN	1		
18-34	K3189007900	TUBE, SPIRAL SP-10 790	1		
18-35	K3189021900	TUBE, SPIRAL SP-10 2190	1		
18-36	K3189031400	TUBE, SPIRAL SP-10 3140	1		
18-37	K3192007500	TUBE, SPIRAL SP-20 750	1		
18-38	K3192016600	TUBE, SPIRAL SP-20 1660	1		10148-10289
18a-38	K3192018000	TUBE, SPIRAL SP-20 1800	1		10290-

19. Hydraulic section C

LM331

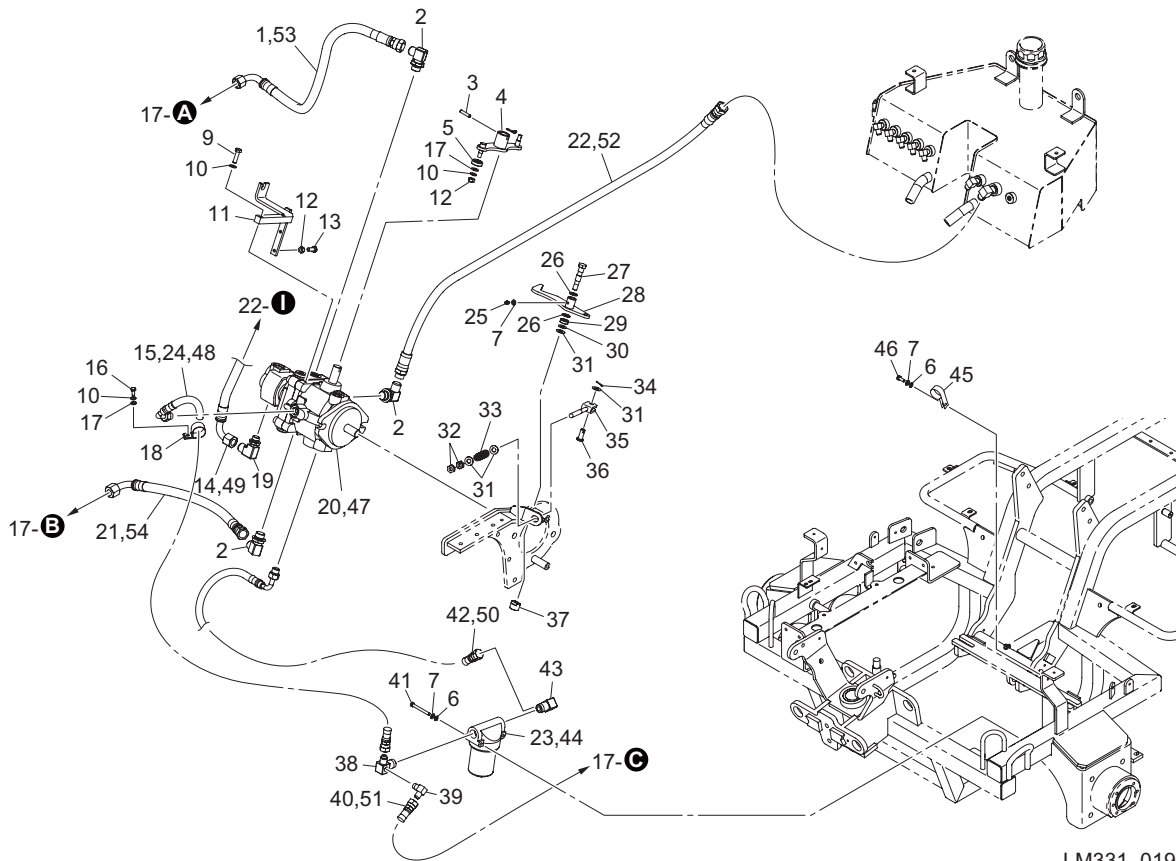


LM331_019_z03

Cat No.	Code No.	Part name	Qty	Remark	SN of application
19-1	K3105430690	HOSE, WP210-12-3-690	1		
19-2	K3008000042-Y	ELBOW, ADJUSTABLE 90 1086-12	3		
19-3	K0324060321	PIN, SPIRAL M6-32	1		
19-4	LM331--0704Z2	LEVER, TRANION	1		
19-5	K0608006290	BEARING, BALL SEAL 2RS 629	1		
19-6	K5000060002	WASHER, M6	3		
19-7	K0200060002	WASHER, SPRING M6	4		
19-8					
19-9	K0000080302	BOLT, M8-30	2		
19-10	K0200080002	WASHER, SPRING M8	4		
19-11	LM331--0703Z2	BRACKET, WIRE	1		
19-12	K0100080002	NUT, M8	3		
19-13	K0000080202	BOLT, M8-20	2		
19-14	LM331--0755Z0	HOSE, NWP175-12-440 W/90DIG FITTING	1		
19-15	LM331--0754Z0	HOSE, CHARGE 9-550	1		
19-16	K0000080152	BOLT, M8-15	1		
19-17	K5000080002	WASHER, M8	2		
19-18	K4270030080	CLIP, HARNESS 30 M8	1		
19-19	K3008000192-Y	ADAPTER, ODD SIZED 90 PF1/2*PF3/8	1		
19-20	K3241000220	PUMP, PISTON PSV-16AHG-2	1		
19-21	K3105430470	HOSE, WP210-12-3-470	1		
19-22	K3101411250	HOSE, WP70-12-1-1250	1		
19-23	K3412000080	FILTER, CARTRIDGE DT-04A-10X	1		10148-10289
19a-23	K3412000120	FILTER, CARTRIDGE DTII-40-30	1		10290-
19-24	K4231305000	TUBE, HEAT-INSULATING CA30*500	1		
19-25	K1440000030	GREASE NIPPLE, 67.5 TYPE B	1		
19-26	K5011012202	WASHER, SPCC 1-12-20	2		
19-27	LM331--0706Z8	BOLT, CAM LEVER SHAFT	1		
19-28	LM331--0705Z2	LEVER, CAM NUTRAL	1		
19-29	LM331--0707Z2	COLLAR, STEPPED 10-20-6.5	1		

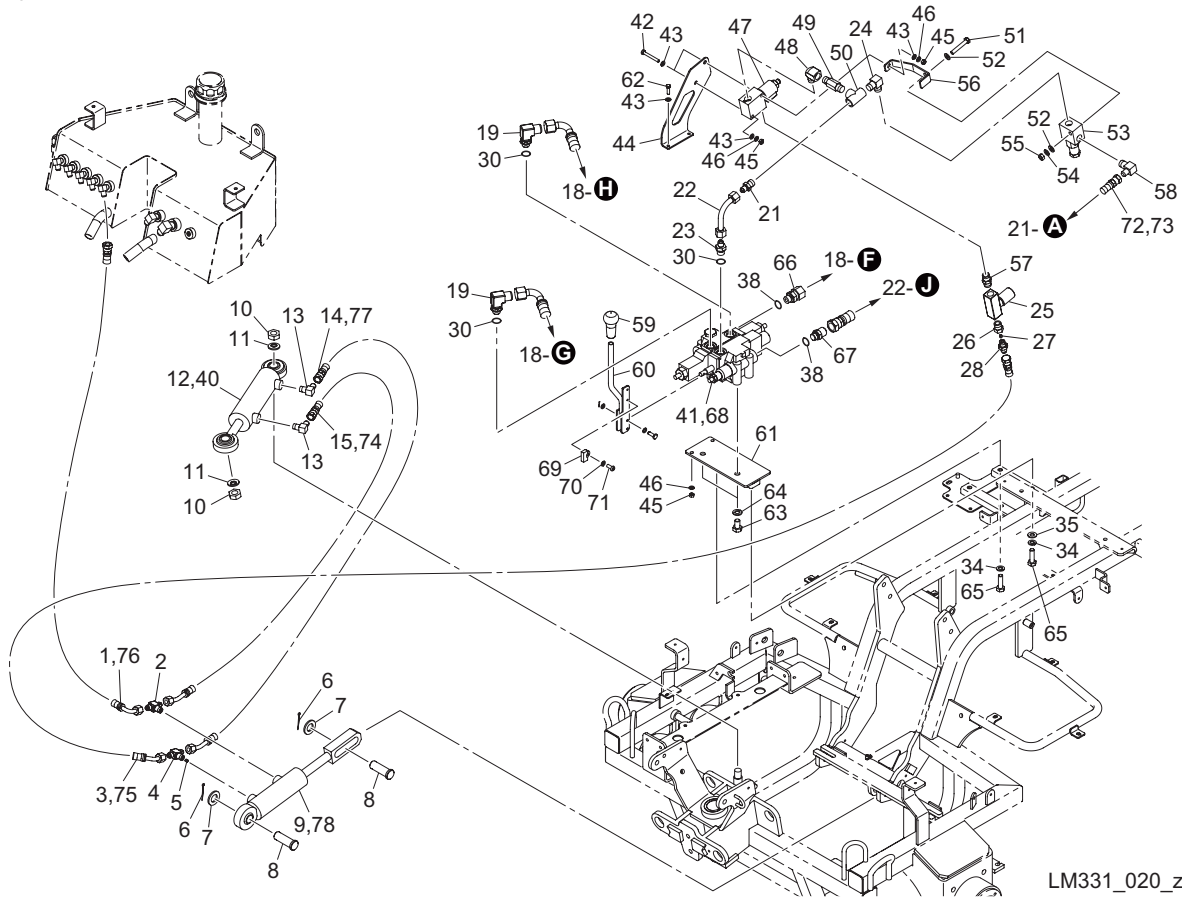
19. Hydraulic section C

LM331



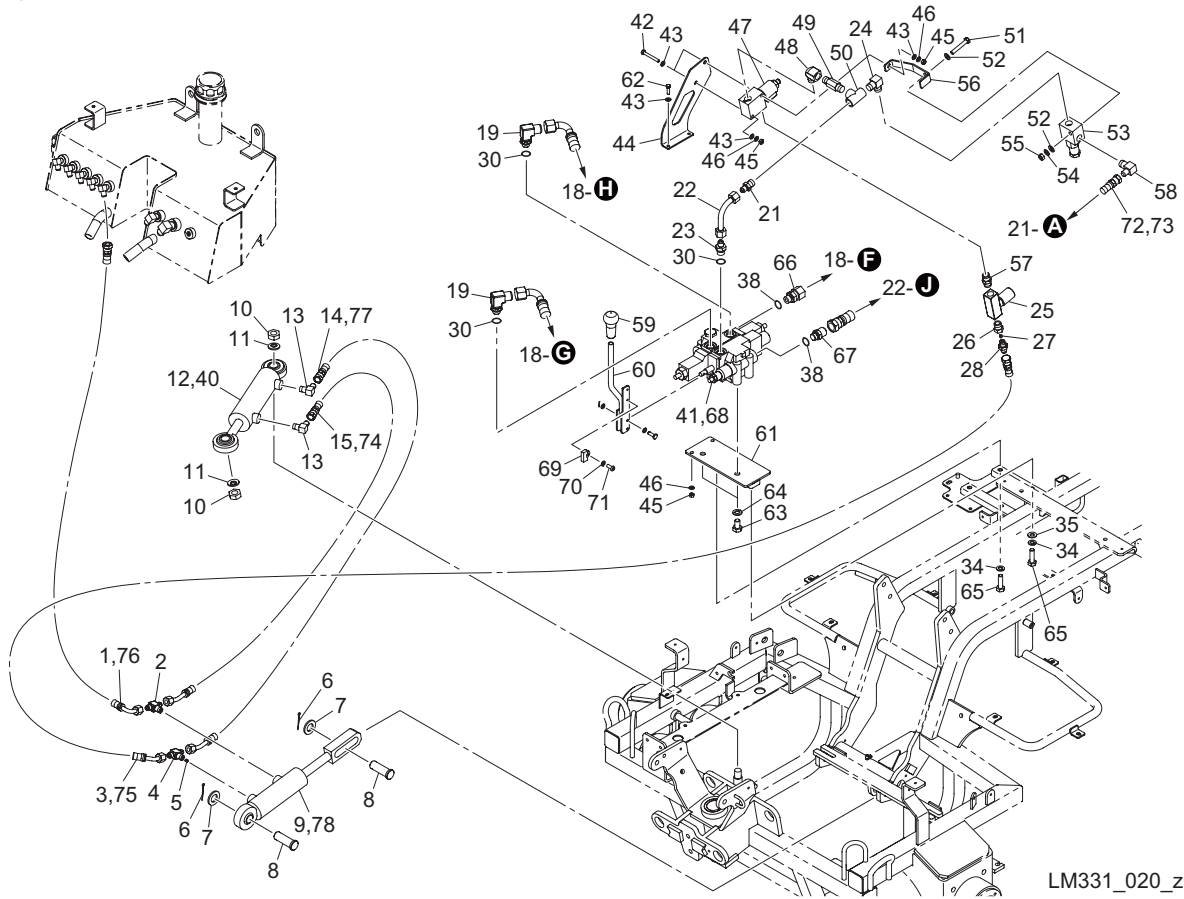
LM331_019_z03

Cat No.	Code No.	Part name	Qty	Remark	SN of application
19-30	K0213100002	WASHER, DISK SPRING 1H M10	1		
19-31	K5000100002	WASHER, M10	4		
19-32	K0100100002	NUT, M10	2		
19-33	K1000000048	SPRING, COMPRESSION M3.2-16.9-60	1		
19-34	K0300025202	PIN, COTTER M2.5-20	1		
19-35	K7303000092	ADJUSTER, LEVER	1		
19-36	K6031100258	PIN, FLAT HEAD HT M10-25	1		
19-37	K0160000522	NUT, SCREW SEAT	1		
19-38	SP05---0413Z2-Y	ELBOW	1		
19-39	K3001060002-Y	ELBOW, ADJUSTABLE 90 1086-12	1		
19-40	K3101211700	HOSE, WP70-6-1-1700	1		
19-41	K0000060602	BOLT, M6-60	2		
19-42	LM331--0756Z0	HOSE, CHARGE 9-600	1		
19-43	K3006000022-Y	ELBOW, ODD SIZED PT1/2*PF3/8	1		
19-44	K3412000090	FILTER, CARTRIDGE DTE-04A-10X (SUBSTITUTE)	1		
19-45	K4270035060	CLIP, HARNESS 35 M6	1		
19-46	K0000060152	BOLT, M6-15	1		
19-47	Y2063A-25176	REPAIR KIT, PSV16C-2-GP	1		
19-48	K3191004600	TUBE, SPIRAL SP-15 460	1		
19-49	K3192002900	TUBE, SPIRAL SP-20 290	1		
19-50	K3191004800	TUBE, SPIRAL SP-15 480	1		
19-51	K3189015900	TUBE, SPIRAL SP-10 1590	1		
19-52	K3192011200	TUBE, SPIRAL SP-20 1120	1		
19-53	K3192005500	TUBE, SPIRAL SP-20 550	1		
19-54	K3192003300	TUBE, SPIRAL SP-20 330	1		



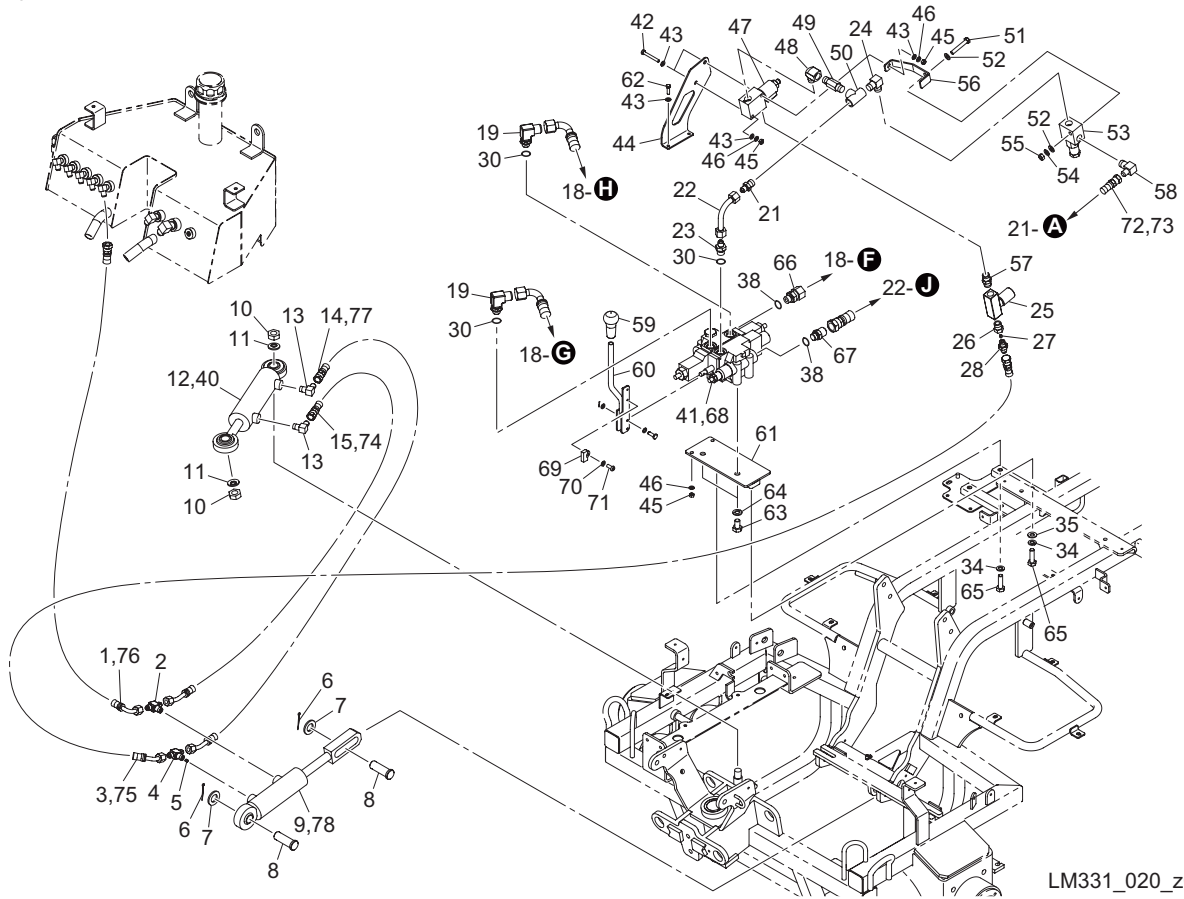
LM331_020_z06

Cat No.	Code No.	Part name	Qty	Remark	SN of application
20-1	K3103231750	HOSE, WP140-6-3-1750	1		
20-2	K3029000352-Y	TEE, PT1/4*PF1/4	1		
20-3	K3103222200	HOSE, WP140-6-2-2200	1		
20-4	K3029000391-Y	TEE, PT1/4*PF1/4M6	1		
20-5	K0023000081-Y	SETSCREW, M6-6-2.5	1		
20-6	K0300032402	PIN, COTTER M3.2-40	2		
20-7	K5012320402	WASHER, SPCC 2.3-20-40	2		
20-8	K6030200572	PIN, FLAT HEAD M20-57	2		
20-9	K3224000010	CYLINDER, 40-60 280+60	1		
20-10	K0144160002	NUT, W/F-RING M16	2		
20-11	K0215160001	WASHER, DISK SPRING 2H M16	2		
20-12	K3216000010	CYLINDER, 45-110 270	1		
20-13	K3001060002-Y	ELBOW, 90 1033-6	2		
20-14	K3103210600	HOSE, WP140-6-1-600	1		
20-15	K3103210650	HOSE, WP140-6-1-650	1		
20-16					
20-17					
20-18					
20-19	K3008000192-Y	ADAPTER, ODD SIZED 90 PF1/2*PF3/8	2		
20-20					
20-21	K3026612061-Y	CONNECTOR, KCT 12-030E	1		
20-22	LM331--0713Z2-Y	PIPE, CONNECTING STOP VALVE	1		
20-23	K3026312061-Y	CONNECTOR, KCO 12-030E	1		
20-24	K3006000072-Y	ELBOW, PT3/8	1		
20-25	K3332000030	VALVE, SLOW RETURN HT728-03-86	1		-10140, 10148-10205
20a-25	K3334000020	VALVE, FCL-03 W/CHECK VALVE	1		10141-10147, 10206-
20-26	K3020060401-Y	BUSHING, BUT 3/8*1/4	1		
20-27	K0023000061-Y	SETSCREW, M6-6-1.6	1		
20-28	K3009000272-Y	ADAPTER, 1013-6M6	1		
20-29					



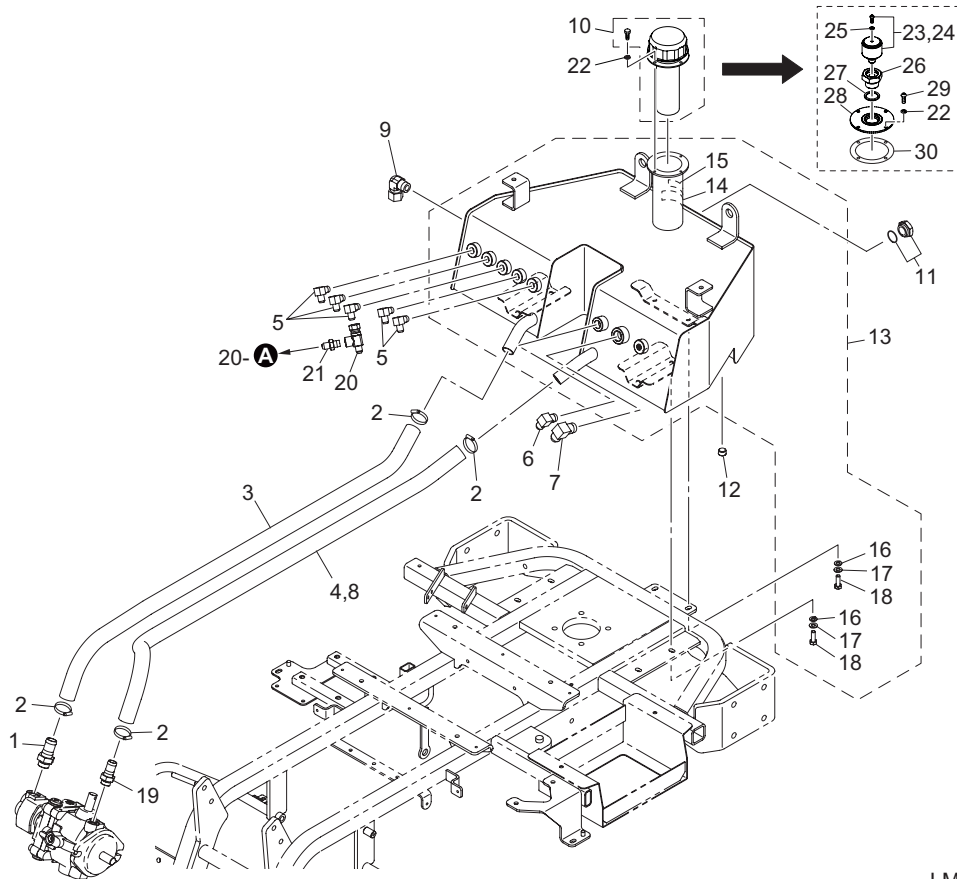
LM331_020_z06

Cat No.	Code No.	Part name	Qty	Remark	SN of application
20-30	K0881014000	O-RING, P14B	3		
20-31					
20-32					
20-33					
20-34	K0200100002	WASHER, SPRING M10	4		
20-35	K5000100002	WASHER, M10	2		
20-36					
20-37					
20-38	K0881018000	O-RING, P18B	2		
20-39					
20-40	K3216000010-SK	SEAL KIT	1		
20-41	K3303000050-SK	SEAL KIT, D50603090-1	1		
20-42	K0000060502	BOLT, M6-50	2		
20-43	K5000060002	WASHER, M6	6		
20-44	LM331--0785Z2	BRACKET, VALVE OF MAGNETIC CHUCK	1		
20-45	K0100060002	NUT, M6	4		
20-46	K0200060002	WASHER, SPRING M6	4		
20-47	K3313000040	VALVE, SOLENOID V4029	1		
20-48	K3022060002-Y	ELBOW, FEMALE-MALE STEPT3/8	1		
20-49	K3029000182-Y	NIPPLE, LONG PT3/8	1		
20-50	K3024000042-Y	JOINT, CAST IRON PT3/8*PF3/8	1		
20-51	K0000080502	BOLT, M8-50	1		
20-52	K5000080002	WASHER, M8	2		
20-53	K3315000050	VALVE, RELIEF	1		
20-54	K0200080002	WASHER, SPRING M8	1		
20-55	K0100080000	NUT, M8	1		
20-56	LM331--0786A2	BRACKET, RELIEF VALVE	1		
20-57	K3023060001-Y	NIPPLE, NS PT3/8	1		
20-58	K3006000012-Y	ELBOW, ODD SIZED PT3/8*PF1/4	1		
20-59	K1300000030	GRIP, PLASTIC BLACK 11-36	1		



LM331_020_z06

Cat No.	Code No.	Part name	Qty	Remark	SN of application
20-60	LM331--0783A2	LEVER, LIFTING	1		
20-61	LM331--0784ZD	BRACKET, STACKED VALVE	1		
20-62	K0000060202	BOLT, M6-20	2		
20-63	K0000120202	BOLT, M12-20	2		
20-64	K0200120002	WASHER, SPRING M12	2		
20-65	K0000100352	BOLT, M10-35	2		
20-66	K3026315061-Y	CONNECTOR, KCO 15-030E	1		
20-67	K3009000172-Y	ADAPTER, PF3/8*PF1/2	1		
20-68	K3303000060	VALVE, MULTI DOUBLE	1		
20-69	K1510000110	MAGNET, W/PLASTIC BASE	1		
20-70	K0200050002	WASHER, SPRING M5	1		
20-71	K0042050122	SCREW, + ROUND HEAD M5-12	1		
20-72	K3100210450	HOSE, WP35-6-1-450	1		
20-73	K3189003400	TUBE, SPIRAL SP-10 340	1		
20-74	K3189005400	TUBE, SPIRAL SP-10 540	1		
20-75	K3189020700	TUBE, SPIRAL SP-10 2070	1		
20-76	K3189016400	TUBE, SPIRAL SP-10 1640	1		
20-77	K3189004900	TUBE, SPIRAL SP-10 490	1		
20-78	K3224000010-SK	SEAL KIT	1		

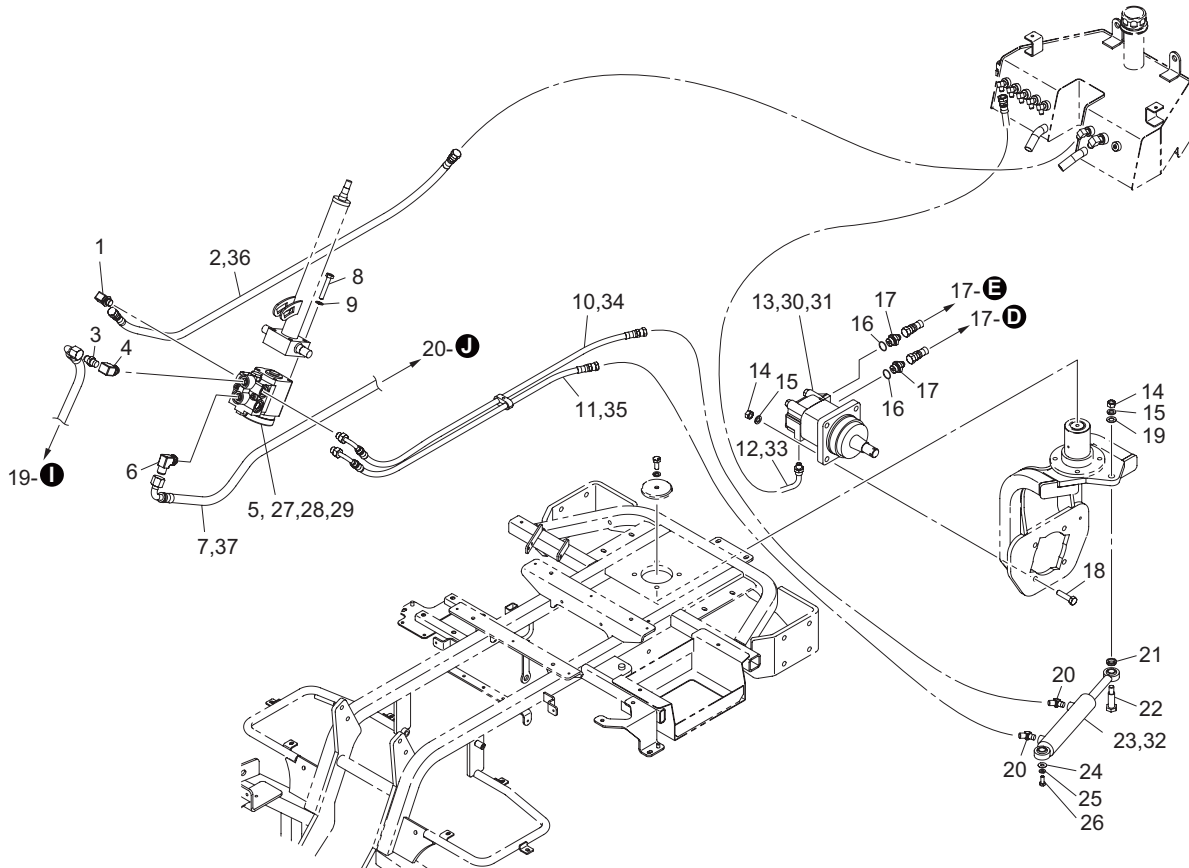


LM331_021_z03

Cat No.	Code No.	Part name	Qty	Remark	SN of application
21-1	K3009000302-Y	CONNECTOR, HOSE 25	1		
21-2	K4260000200	CLAMP, HOSE JUBILEE BAND 2A	4		
21-3	K3149011150	HOSE, S-25-1150	1		
21-4	K3149011250	HOSE, S-25-1250	1		
21-5	K3001060002-Y	ELBOW, 90 1033-6	5		
21-6	K3001090002-Y	ELBOW, 90 1033-9	1		
21-7	K3001120002-Y	ELBOW, 90 1033-12	1		
21-8	K3172503000	HOSE, VINYL 38*44-300	1		
21-9	K3028015081-Y	ELBOW, KLN 15-040E	1		
21-10	K3400000020	BREATHER, FILLER PORT FA-50	1		10148-10278
21-11	K1400000046-Y	GAUGE, OIL G3/4 TYPE M	1		
21-12	K1422106001-Y	PLUG, TAPERED W/HEX HOLE T1 3/8	1		
21-13	LM331--0782Z0	TANK COMP, HYDRAULIC	1		
21-14	K4209000980	DECAL, HYDRAULIC OIL	1		
21-15	K4205001920	DECAL, CAUTION HOT PARTS	1		
21-16	K0200080002	WASHER, SPRING M8	6		
21-17	K5000080002	WASHER, M8	6		
21-18	K0000080252	BOLT, M8-25	6		
21-19	K3009000322-Y	CONNECTOR, HOSE 25-1/2	1		
21-20	K3090000312-Y	CONNECTION, BRANCH 1/4	1		
21-21	K3000060002-Y	ADAPTER, 1013-6	1		
21-22	K0200050002	WASHER, SPRING M5	4		
21-23	K1430000030	BREATHER, AIR AP-02	1		10279-
21-24	K1430000060	ELEMENT, AIR P-AP-02-20U	1		10279-
21-25	K0922040000	SEAL, WASHER 4WF	1		10279-
21-26	K3029000402-Y	BUSHING, R1/4*G3/4	1		10279-
21-27	K0881024000	O-RING, P24B	1		10279-
21-28	K7180000072-Y	BRACKET, PORT FILLER	1		10279-
21-29	K0042050152	SCREW, + ROUND HEAD M5-15	4		10279-
21-30	K4011000340	PACKING, OIL-SHEET 1-6788	1		10279-

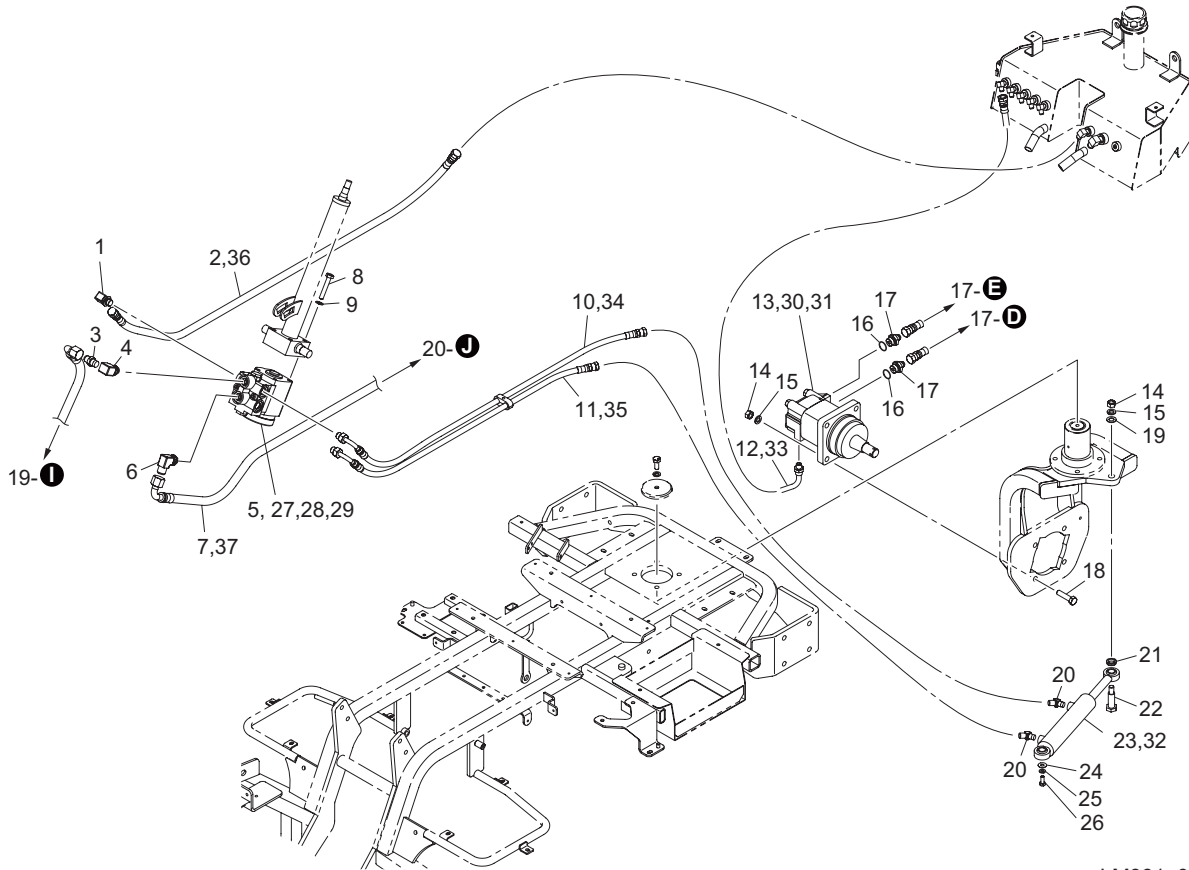
22.Hydraulic section F

LM331



LM331_022_z02

Cat No.	Code No.	Part name	Qty	Remark	SN of application
22-1	K3008000032-Y	ELBOW, ADJUSTABLE 90 1086-9	1		
22-2	K3101311250	HOSE, WP70-9-1-1250	1		
22-3	K3009000192-Y	ADAPTER, PT3/8*PF1/2	1		
22-4	K3008000072-Y	ELBOW, ADJUSTABLE 90 1125-9	1		
22-5	K3294000040	STEERING CNTL UNIT, ORBITROL W/VD5XMED	1		
22-6	K3008000192-Y	ADAPTER, ODD SIZED 90 PF1/2*PF3/8	1		
22-7	K3104431600	HOSE, WP175-12-3-1600	1		
22-8	K0000100602	BOLT, M10-60	4		10148-10263
22a-8	K0000100502	BOLT, M10-50	4		10264-
22-9	K0200100002	WASHER, SPRING M10	4		
22-10	LM331--0758Z0	HOSE, STEERING 1100	1		
22-11	LM331--0759Z0	HOSE, STEERING 950	1		
22-12	LM331--0757Z0	HOSE, NWP35-6-1500	1		
22-13	K3291000190	MOTOR, WHEEL 2-200BS4S	1		
22-14	K0100120002	NUT, M12	5		
22-15	K0200120002	WASHER, SPRING M12	5		
22-16	K0881018000	O-RING, P18B	2		
22-17	K3009000022-Y	ADAPTER, PF1/2*PF3/8	2		
22-18	K0000120502	BOLT, M12-50	4		
22-19	K5000120002	WASHER, M12	1		
22-20	K3003060002-Y	ELBOW, 45 1035-6	2		
22-21	K6212000242	COLLAR, STKM M16-25-5.5	1		
22-22	LM331--0722Z2	BOLT, STEPPED M12	1		
22-23	K3213000350	CYLINDER, DOUBLE ACTING 35-140-312	1		
22-24	K5012308242	WASHER, SPCC 2.3-8-24	1		
22-25	K0200080002	WASHER, SPRING M8	1		
22-26	K0000080202	BOLT, M8-20	1		
22-27	YBA0272A	SEAL KIT, ORBITROL UAS070A08B2D	1		
22-28	Y64009	BEARING KIT, NEEDLE	1		
22-29	YBA0056A	SEAL KIT, ORBITROL UBS070A08B2D	1		

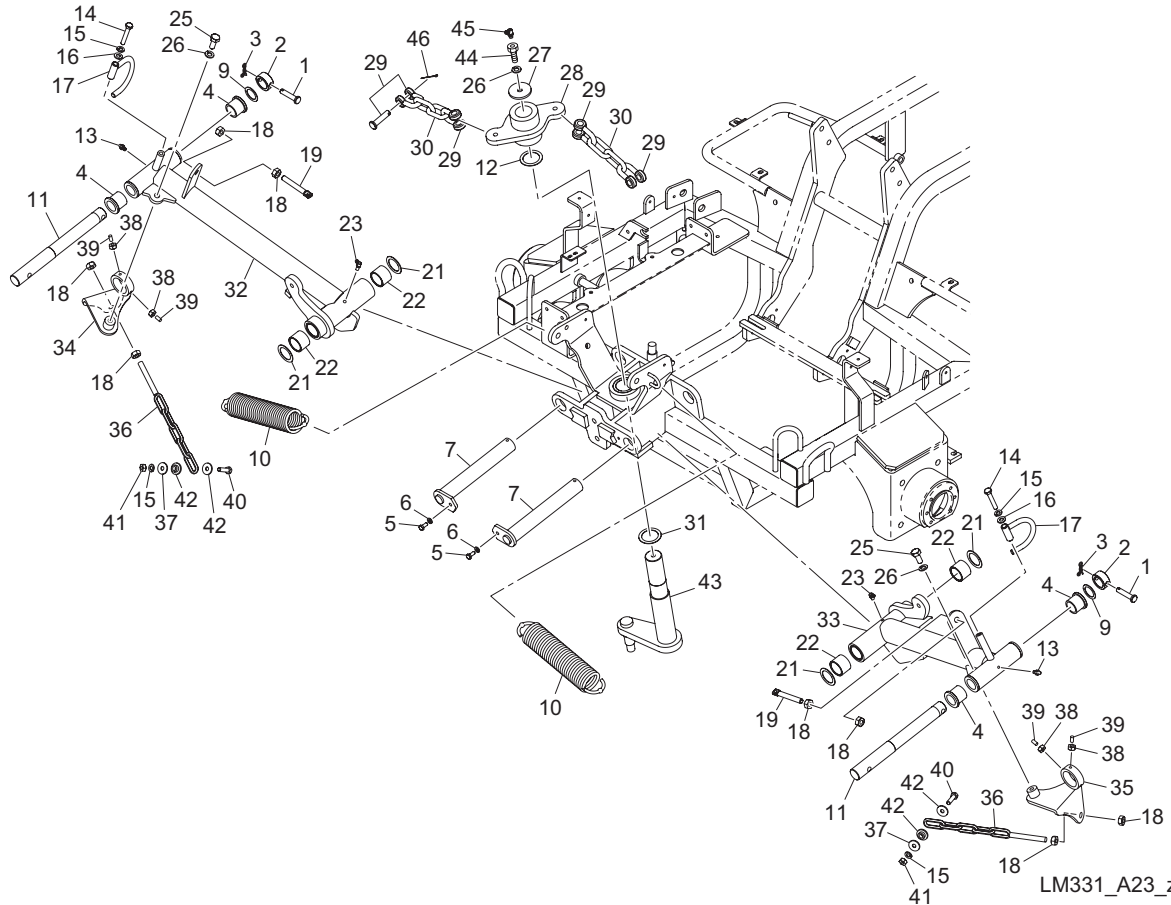


LM331_022_z02

Cat No.	Code No.	Part name	Qty	Remark	SN of application
22-30	Y61091S	SEAL KIT, ORBIT MOTOR 2000 (SHAFT)	1		
22-31	Y61090S	SEAL KIT, ORBIT MOTOR 2000 (REAR)	1		
22-32	YIS-35A-SK	SEAL KIT, CYLINDER	1		
22-33	K3189013900	TUBE, SPIRAL SP-10 1390	1		
22-34	K3189009900	TUBE, SPIRAL SP-10 990	1		
22-35	K3189008400	TUBE, SPIRAL SP-10 840	1		
22-36	K3191011300	TUBE, SPIRAL SP-15 1130	1		
22-37	K3192014800	TUBE, SPIRAL SP-20 1480	1		

A23.Lift arm section A for MC mower unit

LM331

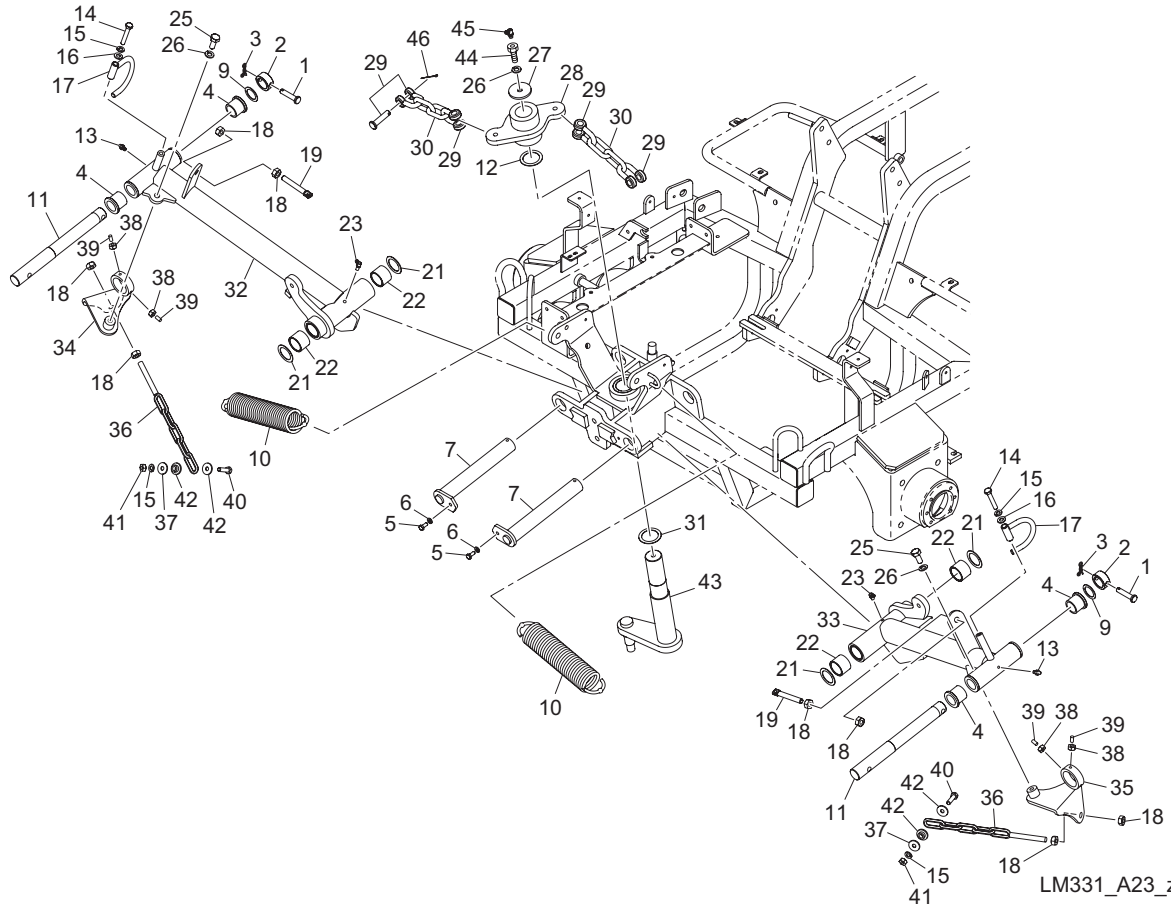


LM331_A23_z02

Cat No.	Code No.	Part name	Qty	Remark	SN of application
A23-1	K6031090458	PIN, FLAT HEAD HT M9.6-45.5	2		
A23-2	K6215000412	COLLAR, STKM W/HOLE M25.5-36-16	2		
A23-3	K0341000002	PIN, SNAP W/RETAINER M10	2		
A23-4	K6010000150	BUSH, FLANGED 25-32-30	4		
A23-5	K0000060152	BOLT, M6-15	2		10148-10289
A23a-5	K0000080252	BOLT, M8-25	2		10290-
A23-6	K0200060002	WASHER, SPRING M6	2		10148-10289
A23a-6	K0200080002	WASHER, SPRING M8	2		10290-
A23-7	LM331--0205Z2	SHAFT, FRONT LIFT ARM	2		10148-10289
A23a-7	LM331--0263Z2	SHAFT, FRONT LIFT ARM	2		10290-
A23-8					
A23-9	K5011025372	WASHER, SPCC 1-25.4-37	0-2	for adjustment	
A23-10	K1030000178	SPRING, W/U HOOK M6-51-235	2		
A23-11	LM2700-0202Z0	SHAFT	2		
A23-12	K5051035470	WASHER, C5191P 1-35-47	1		
A23-13	K1440000010	GREASE NIPPLE, STRAIGHT TYPE A	2		
A23-14	K0000080502	BOLT, M8-50	2		
A23-15	K0200080002	WASHER, SPRING M8	4		
A23-16	K5000080002	WASHER, M8	2		
A23-17	LM331--0213Z2	GUIDE, HOSE	2		
A23-18	K0100100002	NUT, M10	6		
A23-19	K6122000312	BOLT, ADJUSTING M10-80	2		
A23-20					
A23-21	K5051030420	WASHER, C5191P 1-30-42	4		
A23-22	K6000000080	BUSH, COPPER 30-36-30	4		
A23-23	K1440000020	GREASE NIPPLE, 90 TYPE C	2		
A23-24					
A23-25	K0000100252	BOLT, M10-25	2		
A23-26	K0200100002	WASHER, SPRING M10	3		
A23-27	K5074510422	WASHER, SPHC 4.5-10-42	1		

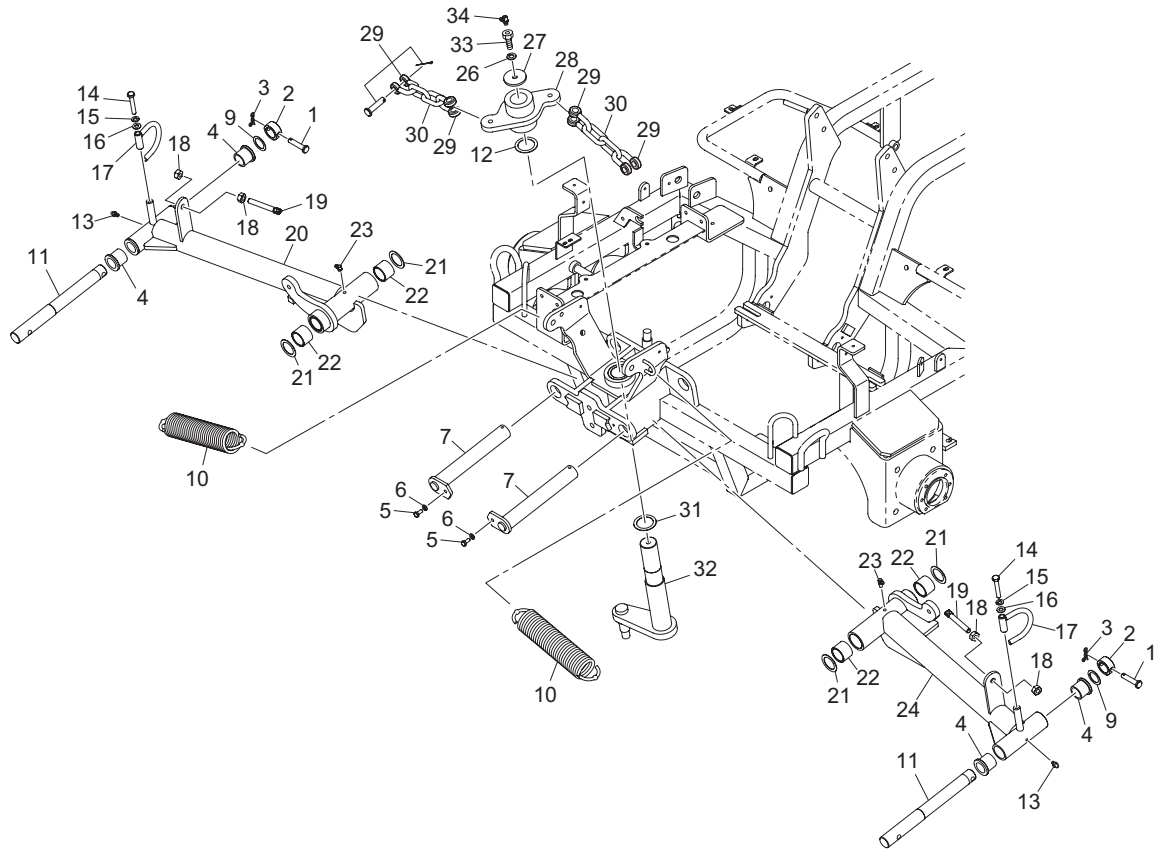
A23.Lift arm section A for MC mower unit

LM331



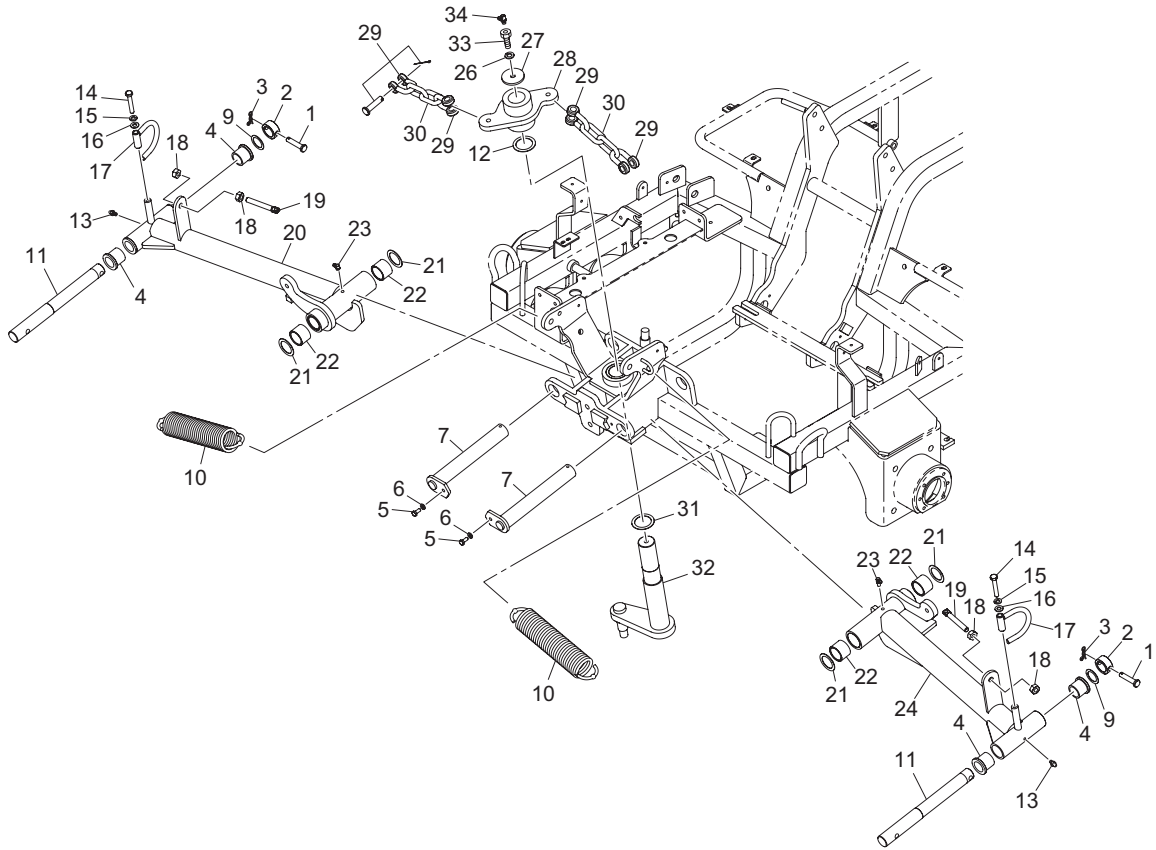
LM331_A23_z02

Cat No.	Code No.	Part name	Qty	Remark	SN of application
A23-28	LM331--0242A2	LEVER, MOWER LIFT CAM	1		
A23-29	K0411000002	SHACKLES, M10	4		
A23-30	K4534000032	CHAINS, SIDE LINK A9-2 LINKS	2		
A23-31	K5051040520	WASHER, C5191P 1-40-52	1		
A23-32	LM331--0262ZD	ARM, FRONT LIFT (RH)	1		
A23-33	LM331--0261ZD	ARM, FRONT LIFT (LH)	1		
A23-34	LM331--0252Z2	BRACKET, CONNECTING CHAIN (RH)	1		
A23-35	LM331--0251Z2	BRACKET, CONNECTING CHAIN (LH)	1		
A23-36	LM331--0253Z2	CHAIN, W/M10 SCREW SHAFT	2		
A23-37	LM331--0254Z2	COLLAR, STEPPED	2		
A23-38	K0100060002	NUT, M6	4		
A23-39	K0023060151	SETSCREW, M6-15	4		
A23-40	K0010080302	BOLT, HT M8-30	2		
A23-41	K0100080002	NUT, M8	2		
A23-42	K5012308242	WASHER, SPCC 2.3-8-24	4		
A23-43	LM331--0241AD	LEVER, LIFTING MOWER	1		
A23-44	K0071001202	BOLT, M10-25 W/ NIPPLE HOLE	1		
A23-45	K1440000030	GREASE NIPPLE, 67.5 TYPE B	1		
A23-46	K0300032222	PIN, COTTER M3.2-22	4		10200-



LM331_B23_z01

Cat No.	Code No.	Part name	Qty	Remark	SN of application
B23-1	K6031090458	PIN, FLAT HEAD HT M9.6-45.5	2		
B23-2	K6215000412	COLLAR, STKM W/HOLE M25.5-36-16	2		
B23-3	K0341000002	PIN, SNAP W/RETAINER M10	2		
B23-4	K6010000150	BUSH, FLANGED 25-32-30	4		
B23-5	K0000060152	BOLT, M6-15	2		10148-10289
B23a-5	K0000080252	BOLT, M8-25	2		10290-
B23-6	K0200060002	WASHER, SPRING M6	2		10148-10289
B23a-6	K0200080002	WASHER, SPRING M8	2		10290-
B23-7	LM331--0205Z2	SHAFT, FRONT LIFT ARM	2		10148-10289
B23a-7	LM331--0263Z2	SHAFT, FRONT LIFT ARM	2		10290-
B23-8					
B23-9	K5011025372	WASHER, SPCC 1-25.4-37	0-2	for adjustment	
B23-10	K1030000178	SPRING, W/U HOOK M6-51-235	2		
B23-11	LM2700-0202Z0	SHAFT	2		
B23-12	K5051035470	WASHER, C5191P 1-35-47	1		
B23-13	K1440000010	GREASE NIPPLE, STRAIGHT TYPE A	2		
B23-14	K0000080502	BOLT, M8-50	2		
B23-15	K0200080002	WASHER, SPRING M8	2		
B23-16	K5000080002	WASHER, M8	2		
B23-17	LM331--0213Z2	GUIDE, HOSE	2		
B23-18	K0100100002	NUT, M10	4		
B23-19	K6122000312	BOLT, ADJUSTING M10-80	2		
B23-20	LM331--0204ZD	ARM, FRONT LIFT (RH)	1		
B23-21	K5051030420	WASHER, C5191P 1-30-42	4		
B23-22	K6000000080	BUSH, COPPER 30-36-30	4		
B23-23	K1440000020	GREASE NIPPLE, 90 TYPE C	2		
B23-24	LM331--0202ZD	ARM, FRONT LIFT (LH)	1		
B23-25					
B23-26	K0200100002	WASHER, SPRING M10	1		
B23-27	K5074510422	WASHER, SPHC 4.5-10-42	1		

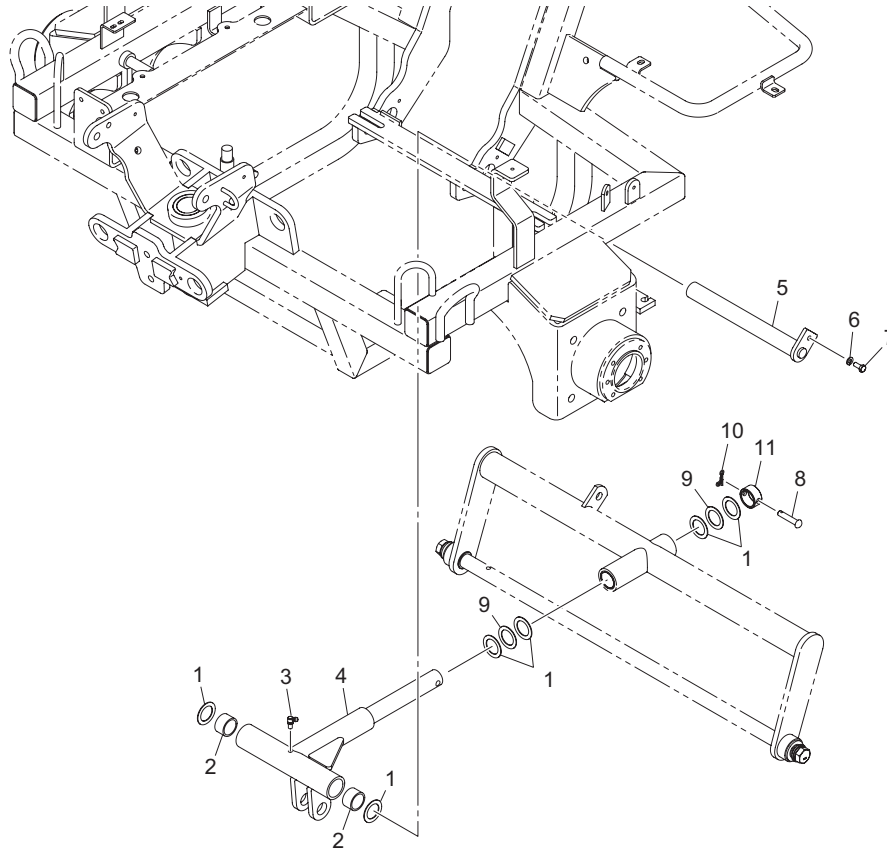


LM331_B23_z01

Cat No.	Code No.	Part name	Qty	Remark	SN of application
B23-28	LM331--0242A2	LEVER, MOWER LIFT CAM	1		
B23-29	K0411000002	SHACKLES, M10	4		
B23-30	K4534000032	CHAINS, SIDE LINK A9-2 LINKS	2		
B23-31	K5051040520	WASHER, C5191P 1-40-52	1		
B23-32	LM331--0241AD	LEVER, LIFTING MOWER	1		
B23-33	K0071001202	BOLT, M10-25 W/ NIPPLE HOLE	1		
B23-34	K1440000030	GREASE NIPPLE, 67.5 TYPE B	1		

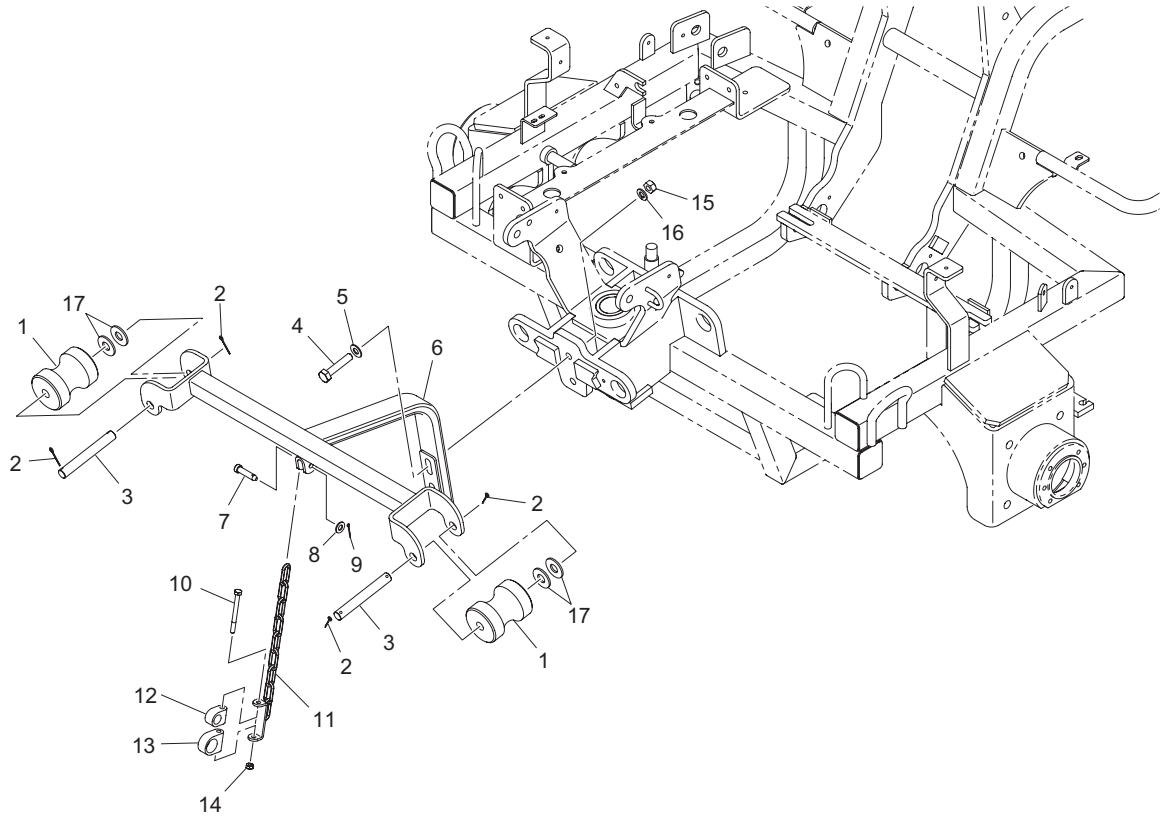
24.Lift arm section C

LM331



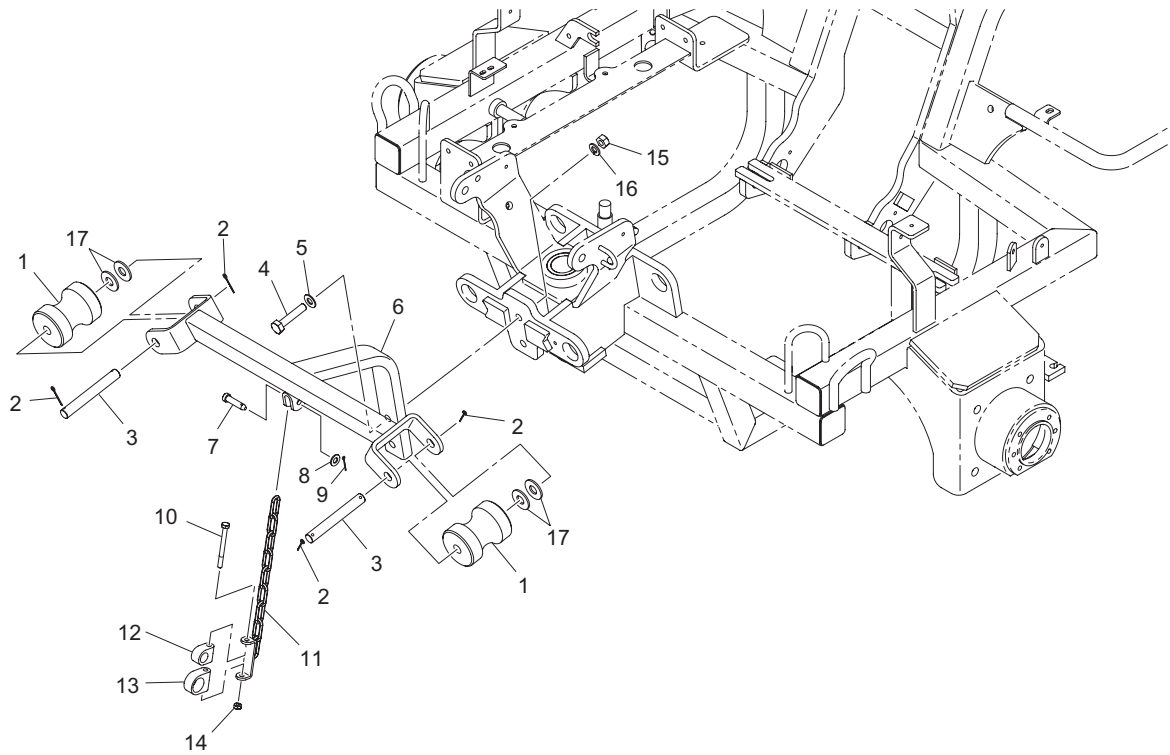
LM331_024_z00

Cat No.	Code No.	Part name	Qty	Remark	SN of application
24-1	K5051025370	WASHER, C5191P 1-25.4-37	6		
24-2	K6000000390	BUSH, COPPER 25.4-30.2-20	2		
24-3	K1440000020	GREASE NIPPLE, 90 TYPE C	1		
24-4	LM331--0207ZD	ARM, REAR LIFT	1		
24-5	LM331--0208Z2	SHAFT, REAR LIFT ARM	1		
24-6	K0200060002	WASHER, SPRING M6	1		
24-7	K0000060152	BOLT, M6-15	1		
24-8	K6040080402	PIN, ROUND HEAD M8-40	1		
24-9	K5011025372	WASHER, SPCC 1-25.4-37	2		
24-10	K0340800002	PIN, SNAP W/RETAINER M8	1		
24-11	K6215000142	COLLAR, STKM W/HOLE M26-32-15	1		



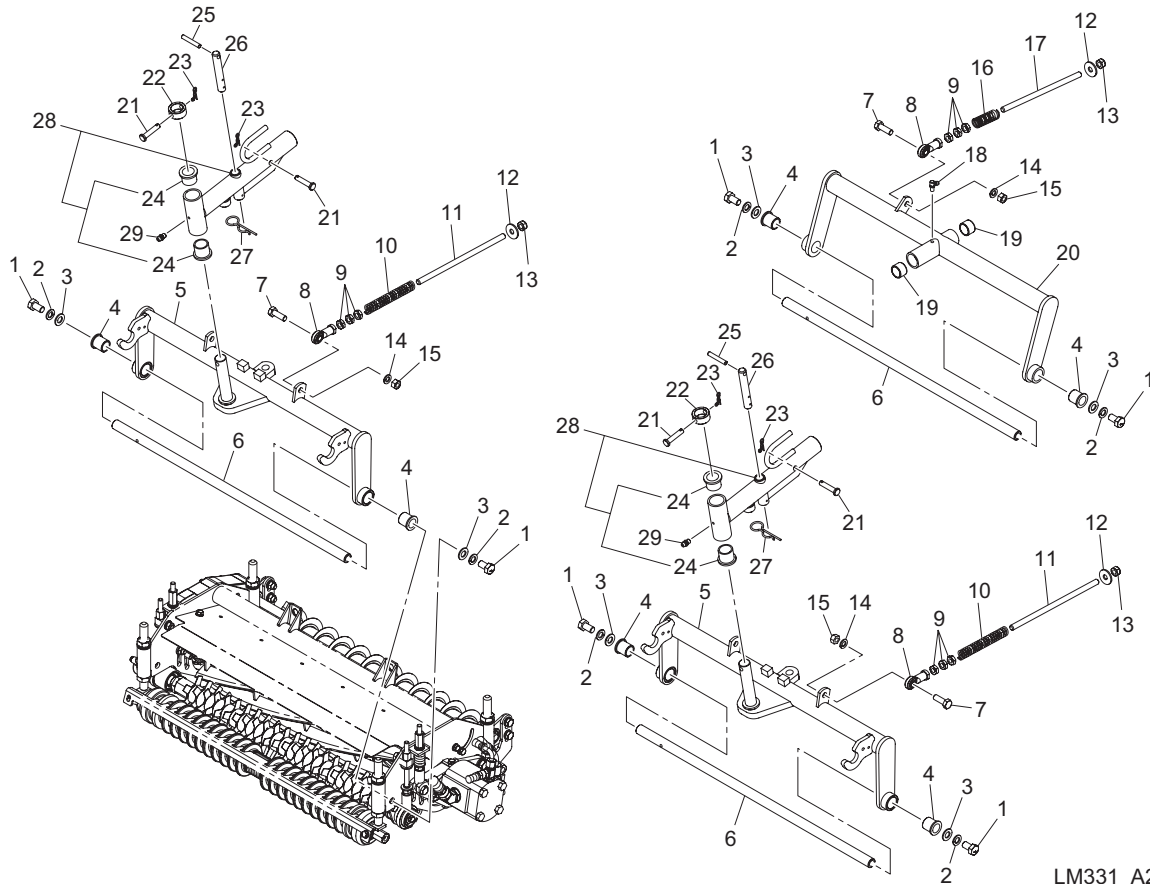
LM331_A25_z02

Cat No.	Code No.	Part name	Qty	Remark	SN of application
A25-1	LM331--0232Z0	ROLLER, GROOVED REAR	2		
A25-2	K0300032222	PIN, COTTER M3.2-22	4		
A25-3	LM331--0233Z2	SHAFT	2		10174-10221
A25a-3	LM331--0256Z2	SHAFT	2		10222-
A25-4	K0000100502	BOLT, M10-50	2		
A25-5	K5000100002	WASHER, M10	2		
A25-6	LM331--0231AD	STOPPER, OSCIRATION OF FRONT MOWER	1		10174-10221
A25a-6	LM331--0255ZD	STOPPER, SWINGABLE FOR FRONT MOWER	1		10222-
A25-7	K6031080352	PIN, FLAT HEAD HT M8.2-35	1		
A25-8	K5000080002	WASHER, M8	1		
A25-9	K0300020202	PIN, COTTER M2-20	1		
A25-10	K0000060702	BOLT, M6-70	1		
A25-11	LM331--0234Z2	CHAIN, HANGING	1		
A25-12	K4260000220	CLAMP, PIPE LN15	1		
A25-13	K4260000260	CLAMP, PIPE LN22	1		
A25-14	K0144060002	NUT, W/F-RING M6	1		
A25-15	K0100100002	NUT, M10	2		
A25-16	K0200100002	WASHER, SPRING M10	2		
A25-17	K5074514322	WASHER, SPHC 4.5-14-32	4		10222-



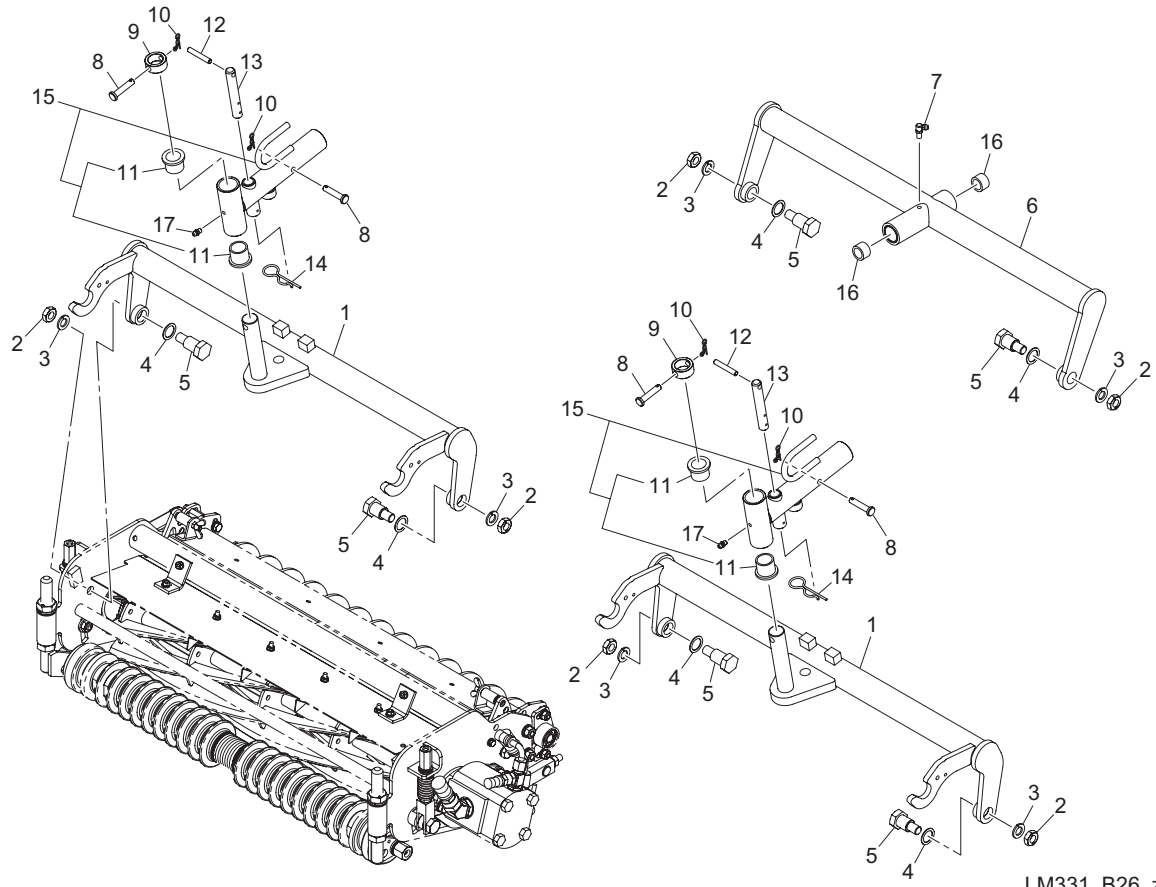
LM331_B25_z01

Cat No.	Code No.	Part name	Qty	Remark	SN of application
B25-1	LM331--0232Z0	ROLLER, GROOVED REAR	2		
B25-2	K0300032222	PIN, COTTER M3.2-22	4		
B25-3	LM331--0233Z2	SHAFT	2		10174-10218
B25a-3	LM331--0256Z2	SHAFT	2		10219-
B25-4	K0000100502	BOLT, M10-50	2		
B25-5	K5000100002	WASHER, M10	2		
B25-6	LM331--6221ZD	STOPPER, OSCIRATION OF FRONT MOWER	1		10174-10218
B25a-6	LM331--6222ZD	STOPPER, SWINGABLE FOR FRONT MOWER	1		10219-
B25-7	K6031080352	PIN, FLAT HEAD HT M8.2-35	1		
B25-8	K5000080002	WASHER, M8	1		
B25-9	K0300020202	PIN, COTTER M2-20	1		
B25-10	K0000060702	BOLT, M6-70	1		
B25-11	LM331--0234Z2	CHAIN, HANGING	1		
B25-12	K4260000220	CLAMP, PIPE LN15	1		
B25-13	K4260000260	CLAMP, PIPE LN22	1		
B25-14	K0144060002	NUT, W/F-RING M6	1		
B25-15	K0100100002	NUT, M10	2		
B25-16	K0200100002	WASHER, SPRING M10	2		
B25-17	K5074514322	WASHER, SPHC 4.5-14-32	4		10219-



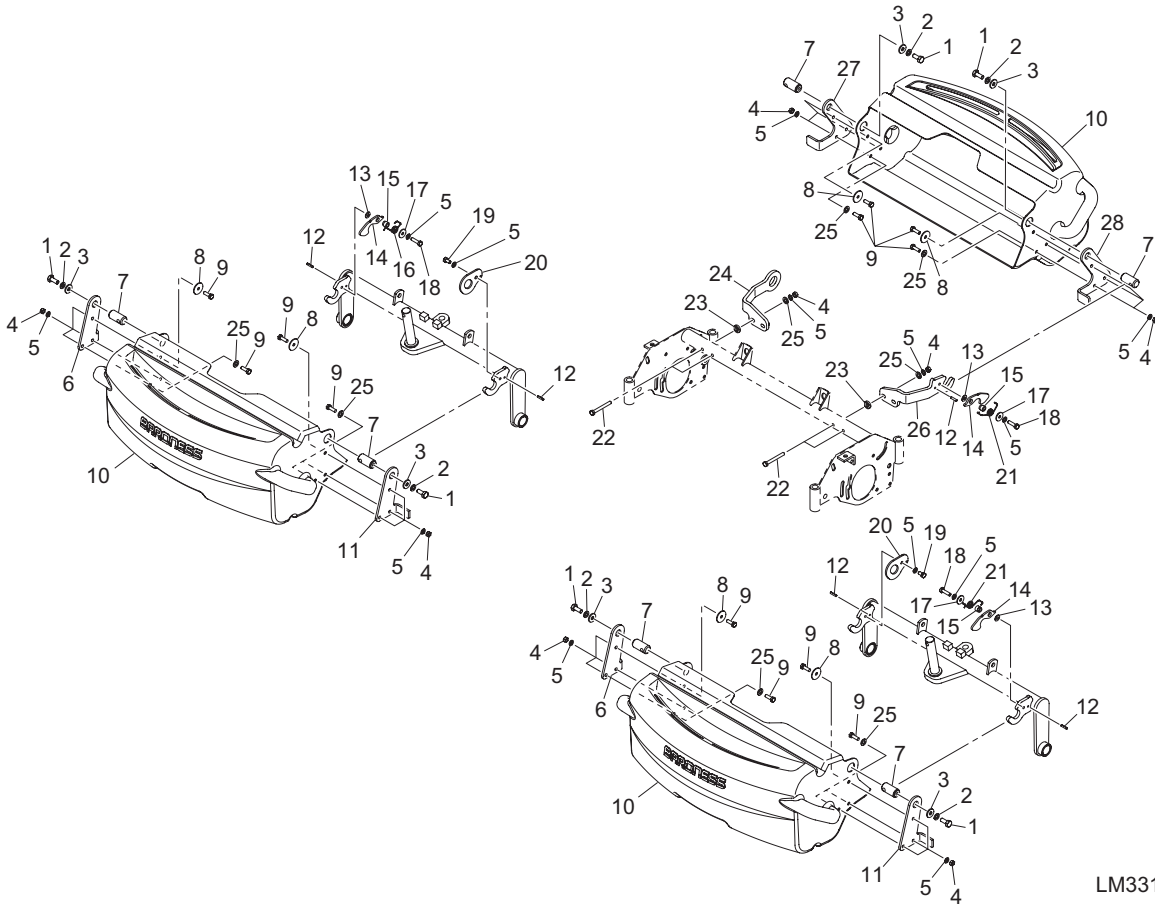
LM331_A26_z00

Cat No.	Code No.	Part name	Qty	Remark	SN of application
A26-1	K0001140252	BOLT, P1.5 M14-25	6		
A26-2	K0200140002	WASHER, SPRING M14	6		
A26-3	K5000140002	WASHER, M14	6		
A26-4	K6010000130	BUSH, FLANGED 22-28-30	6		
A26-5	LM331--0102ZR	ARM, FRONT MOWER	2		
A26-6	LM2700-0140Z8	STAY, FRONT	3		
A26-7	K0000120352	BOLT, M12-35	3		
A26-8	K1607120000	JOINT, SPHERICAL PHS12EC	3		
A26-9	K0102120002	NUT, M12-3	9		
A26-10	K1000000118	SPRING, COMPRESSION M3-21-150	2		
A26-11	LM331--0121Z2	SHAFT, SCREWED M12-280	2		
A26-12	K5073212352	WASHER, SPHC 3.2-12-35	3		
A26-13	K0144120002	NUT, W/F-RING M12	3		
A26-14	K0200120002	WASHER, SPRING M12	3		
A26-15	K0100120002	NUT, M12	3		
A26-16	K1000000968	SPRING, COMPRESSION M2.3-19.6-70	1		
A26-17	LM2700-0219Z2	SHAFT, THREADED M12-240	1		
A26-18	K1440000020	GREASE NIPPLE, 90 TYPE C	1		
A26-19	K6000000120	BUSH, 25.4-30.1-20	2		
A26-20	LM331--0112ZR	ARM, REAR MOWER	1		
A26-21	K6031090458	PIN, FLAT HEAD HT M9.6-45.5	4		
A26-22	K6215000412	COLLAR, STKM W/HOLE M25.5-36-16	2		
A26-23	K0341000002	PIN, SNAP W/RETAINER M10	4		
A26-24	K6010000150	BUSH, FLANGED 25-32-30	4		
A26-25	K0320080501	PIN, SPRING M8-50	2		
A26-26	LM526A-0208A8	SHAFT, STOPPER	2		
A26-27	K0332200008	PIN, SNAP M22	2		
A26-28	LM331--0222ZR	JOINT, MOWER	2		
A26-29	K1440000010	GREASE NIPPLE, STRAIGHT TYPE A	2		



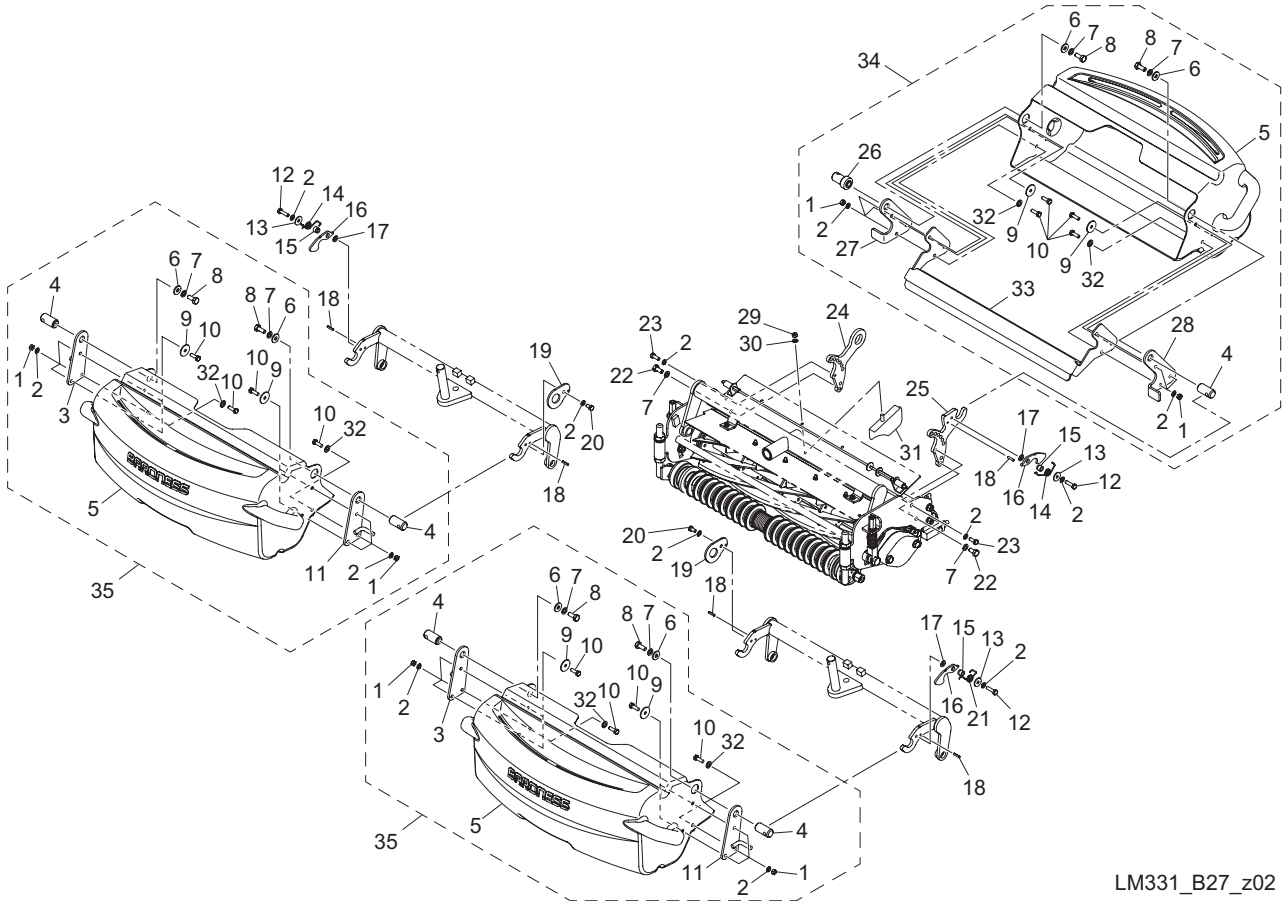
LM331_B26_z00

Cat No.	Code No.	Part name	Qty	Remark	SN of application
B26-1	LM331--6101AR	ARM, FRONT MOWER	2		10174-10206
B26a-1	LM331--6101BR	ARM, FRONT MOWER	2		10207-
B26-2	K0105140002	NUT, P1.5 M14-3	6		
B26-3	K0212140002	WASHER, DISK SPRING 1L M14	6		
B26-4	K5011020282	WASHER, SPCC 1-20-28	6		
B26-5	K6082000132	BOLT, STEPPED FOR FIXING FRAME	6		
B26-6	LM331--6102ZR	ARM, REAR MOWER	1		
B26-7	K1440000020	GREASE NIPPLE, 90 TYPE C	1		
B26-8	K6031090458	PIN, FLAT HEAD HT M9.6-45.5	4		
B26-9	K6215000412	COLLAR, STKM W/HOLE M25.5-36-16	2		
B26-10	K0341000002	PIN, SNAP W/RETAINER M10	4		
B26-11	K6010000150	BUSH, FLANGED 25-32-30	4		
B26-12	K0320080501	PIN, SPRING M8-50	2		
B26-13	LM526A-0208A8	SHAFT, STOPPER	2		
B26-14	K0332200008	PIN, SNAP M22	2		
B26-15	LM331--6212ZR	JOINT, MOWER	2		
B26-16	K6000000120	BUSH, 25.4-30.1-20	2		
B26-17	K1440000010	GREASE NIPPLE, STRAIGHT TYPE A	2		



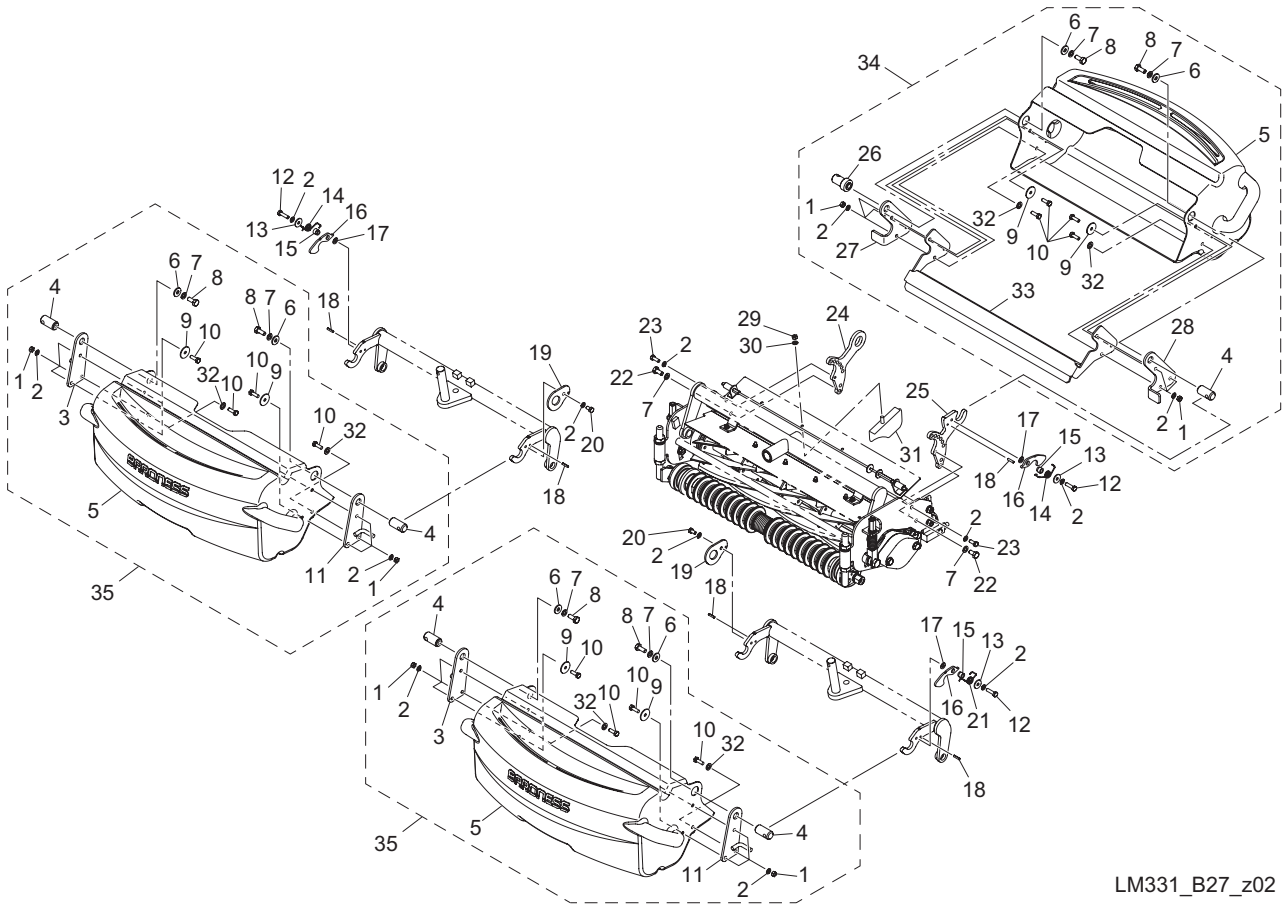
LM331_A27_z01

Cat No.	Code No.	Part name	Qty	Remark	SN of application
A27-1	K0000100252	BOLT, M10-25	6		
A27-2	K0200100002	WASHER, SPRING M10	6		
A27-3	K5073210262	WASHER, SPHC 3.2-10-26	6		
A27-4	K0100080002	NUT, M8	22		
A27-5	K0200080002	WASHER, SPRING M8	27		
A27-6	LH6690-6101ZD	BRACKET, (LH)	2		
A27-7	LS66---6101Z2	PIN, GRASS CATCHER	6		
A27-8	K5012308352	WASHER, SPCC 2.3-8-35	12		
A27-9	K0000080252	BOLT, M8-25	18		
A27-10	LS66---6001Z0	GRASS CATCHER, 26	3		
A27-11	LH6690-6102ZD	BRACKET, (RH)	2		
A27-12	K0320050221	PIN, SPRING M5-22	5		
A27-13	K5051008180	WASHER, C5191P 1-8-18	3		
A27-14	LS66---6102AD	HOOK	3		
A27-15	LS66---6103Z2	COLLAR, 8.5	3		
A27-16	LS66---6104Z8	SPRING, TORSION W/U-SHAPED END (RH)	1		
A27-17	K5012308262	WASHER, SPCC 2.3-8-26	3		
A27-18	K0000080302	BOLT, M8-30	3		
A27-19	K0000080152	BOLT, M8-15	2		
A27-20	LM331--7306ZD	HOLDER, BUCKET	2		
A27-21	LS66---6105Z8	SPRING, TORSION W/U-SHAPED END (LH)	2		
A27-22	K0000080702	BOLT, M8-70	4		
A27-23	K6500000102	WASHER, SS41 M5-10.5-22	4		
A27-24	LM331--1302ZR	RECEIVER, GRASS CATCHER REAR (RH)	1		
A27-25	K5000080002	WASHER, M8	10		
A27-26	LM331--1301ZR	RECEIVER, GRASS CATCHER REAR (LH)	1		
A27-27	LM331--1306ZD	BRACKET, GRASS CATCHER (RH)	1		
A27-28	LM331--1305ZD	BRACKET, GRASS CATCHER (LH)	1		



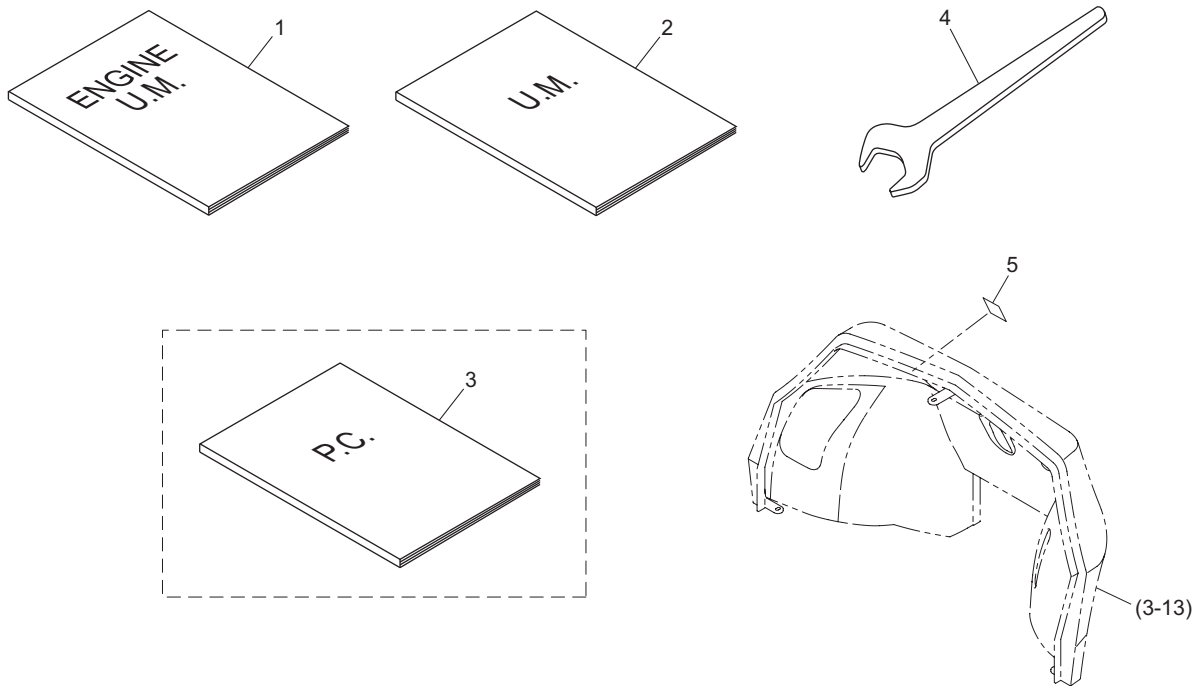
LM331_B27_z02

Cat No.	Code No.	Part name	Qty	Remark	SN of application
B27-1	K0100080002	NUT, M8	18		
B27-2	K0200080002	WASHER, SPRING M8	25		
B27-3	LS66---6108ZD	BRACKET, (RH)	2		
B27-4	LS66---6101Z2	PIN, GRASS CATCHER	5		
B27-5	LS66---6001Z0	GRASS CATCHER, 26	3		
B27-6	K5073210262	WASHER, SPHC 3.2-10-26	6		
B27-7	K0200100002	WASHER, SPRING M10	8		
B27-8	K0000100252	BOLT, M10-25	6		
B27-9	K5012308352	WASHER, SPCC 2.3-8-35	12		
B27-10	K0000080252	BOLT, M8-25	18		
B27-11	LS66---6107ZD	BRACKET, (LH)	2		
B27-12	K0000080302	BOLT, M8-30	3		
B27-13	K5012308262	WASHER, SPCC 2.3-8-26	3		
B27-14	LS66---6105Z8	SPRING, TORSION W/U-SHAPED END (LH)	2		
B27-15	LS66---6103Z2	COLLAR, 8.5	3		
B27-16	LS66---6102AD	HOOK	3		
B27-17	K5051008180	WASHER, C5191P 1-8-18	3		
B27-18	K0320050221	PIN, SPRING M5-22	5		
B27-19	LM331--7306ZD	HOLDER, BUCKET	2		
B27-20	K0000080152	BOLT, M8-15	2		
B27-21	LS66---6104Z8	SPRING, TORSION W/U-SHAPED END (RH)	1		
B27-22	K0000100202	BOLT, M10-20	2		
B27-23	K0000080202	BOLT, M8-20	2		
B27-24	LM331--7304ZR	RECEIVER, GRASS CATCHER REAR (RH)	1		
B27-25	LM331--7303ZR	RECEIVER, GRASS CATCHER REAR (LH)	1		
B27-26	LM331--7305Z2	PIN, STEPPED	1		
B27-27	LM331--7302ZD	BRACKET, GRASS CATCHER (RH)	1		
B27-28	LM331--7301ZD	BRACKET, GRASS CATCHER (LH)	1		
B27-29	K0144060002	NUT, W/F-RING M6	4		
B27-30	K0213060001	WASHER, DISK SPRING 1H M6	4		



LM331_B27_z02

Cat No.	Code No.	Part name	Qty	Remark	SN of application
B27-31	LM331--7307ZD	FIN, FOR REAR DISCHARGE	4		
B27-32	K5000080002	WASHER, M8	6		
B27-33	LS66---7004AD	PLATE, EXTENTION	1		
B27-34	LS66---7311Z0	GRASS CATCHER ASSY, #1 MOWER	1		
B27-35	LS66---7312Z0	GRASS CATCHER ASSY, #2 #3 MOWER	2		



LM331_028_z03

Cat No.	Code No.	Part name	Qty	Remark	SN of application
28-1	PF1J090-8916-0	OPERATING MANUAL, ENGINE D902	1		
28-2	750101-122-A	OWNERS OPERATING MANUAL, LM331	1		
28-3	750101-122-B	PARTS CATALOG, LM331	1	Available for sale	10264-
28-4	K4811270002	WRENCH, SINGLE HEAD 27	1		
28-5	LM331--4503Z0	LABEL, QR CODE LM331	1		10264-

MEMO

BARONESS[®]
Quality on Demand

 **KYOEISHA CO., LTD.**
Head Office 1-26, Miyuki-cho, Toyokawa-city, Tel :+81-533-84-1390
Aichi-pref, 442-8530 JAPAN Fax :+81-533-84-1220