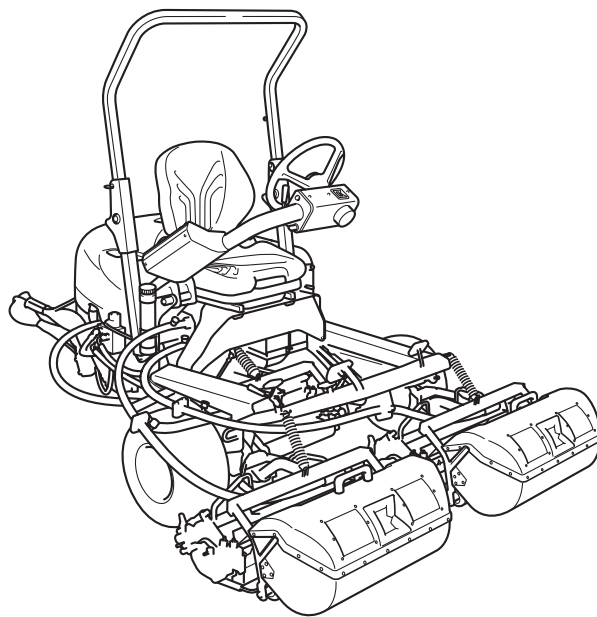


LM315GC

Riding Greens Mower (Diesel Model)

Parts catalog



BARONESS
Quality on Demand

Greeting

Thank you for purchasing Baroness machine.

This machine has been shipped from the factory after comprehensive test runs and inspections. However, the optimum performance of the machine depends on how you use and maintain it, including routine inspections, adjustments, and fuel supplies before and after the operation.

We hope you will use the machine safely, and take advantage of its best performance.

Note

(For inquiry about this machine)

Since the type of machine may be changed sequentially, inform us of the type and the serial number.

The information described in this manual is subject to change without prior notice.

When replacing parts, be sure to use Baroness parts or parts designated by Kyo-eisha.

Note that the Baroness product warranty may not apply to defects caused by the use of parts from other companies.

(For ordering parts)

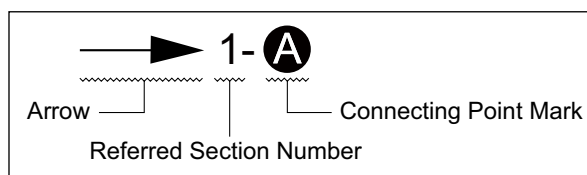
For prevention of delivery of wrong parts, be sure to inform us of the code number and the part name.

Example:	Code No.	Part Name	Qty
	K0200100002	WASHER, SPRING M10	8

<Indication of the connecting point shown on the other page>

(Example and description)

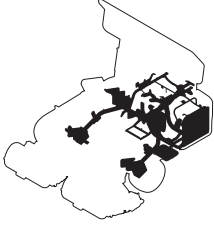


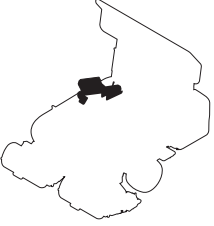




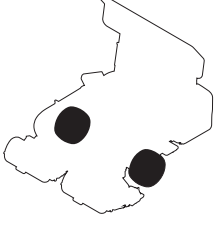
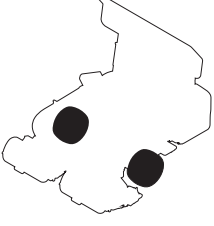
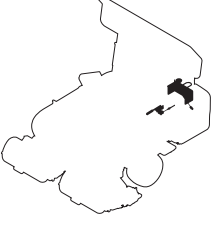
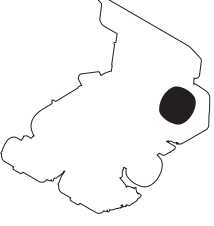
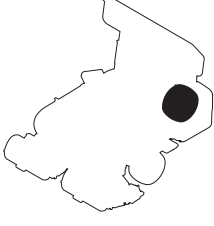

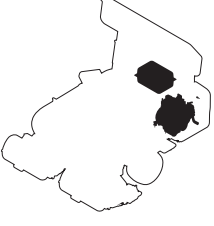

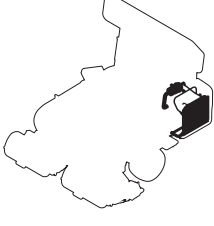

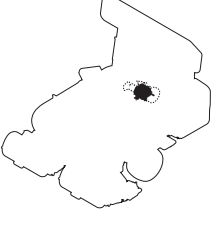

The following indication shows the connecting point of the part shown on the other page.




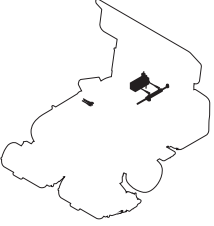
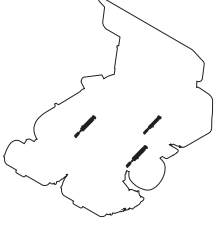



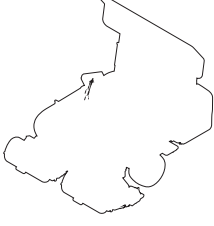

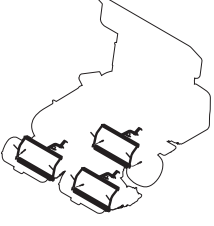


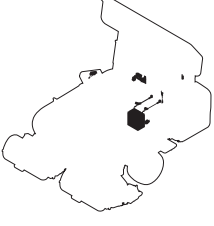
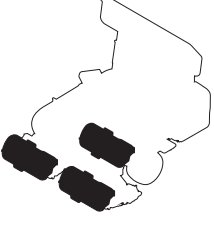
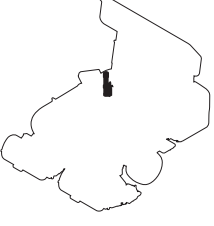

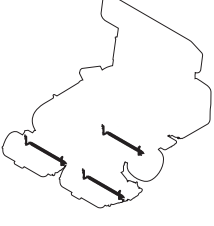
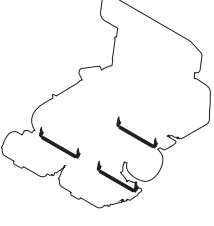
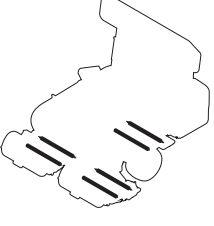


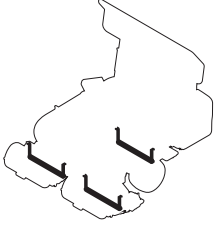
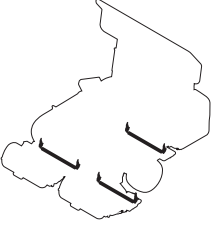
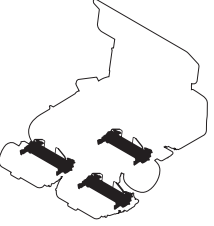
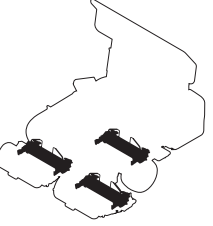
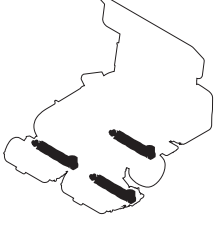

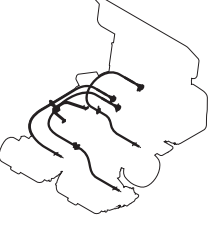



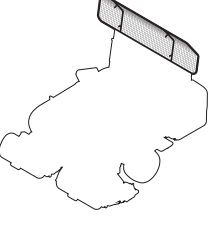

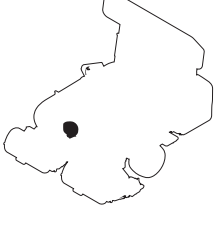
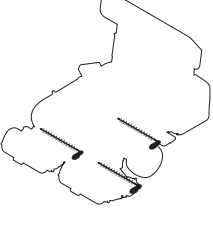
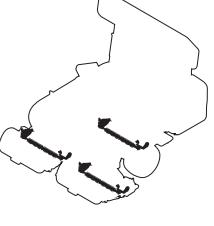

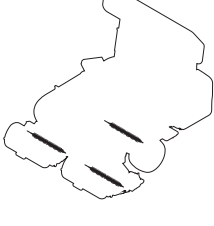
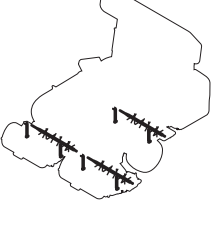
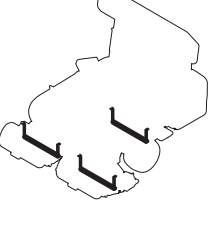
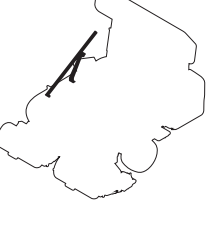
→ 1- **A** : Refer to the point **A** in the illustration of the section No.1

→ 2- **B** : Refer to the point **B** in the illustration of the section No.2

Contents

<p>1. Frame section7</p> 	<p>2. Front frame & Transitions section A.....8</p> 	<p>3. Front frame & Transitions section B (Pedal).....9</p> 	<p>4. Steering section A (Operating panel) 11</p> 
<p>5. Steering section B (Steering)13</p> 	<p>A6. Seat section14</p> 	<p>7. Cover section A16</p> 	<p>8. Cover section B.....17</p> 
<p>9. Front wheel section A (SO tire).....18</p> 	<p>A9. Front wheel section B (PD tire).....19</p> 	<p>10. Rear wheel & Brake section A20</p> 	<p>11. Rear wheel & Brake section B for 2WD21</p> 
<p>12. Rear wheel & Brake section C for 3WD22</p> 	<p>13. Engine section A (Tension pulley / Pump joint)24</p> 	<p>14. Engine section B25</p> 	<p>15. Engine section C27</p> 
<p>A15. Engine section D.....29</p> 	<p>16. Transmission section A30</p> 	<p>17. Transmission section B31</p> 	<p>18. Transmission section C33</p> 

<p>19. Transmission section D34</p> 	<p>20. Hydraulic section A (Hydraulic tank)35</p> 	<p>21. Hydraulic section B (Front wheel motor)37</p> 	<p>22. Hydraulic section C39</p> 
<p>23. Hydraulic section D (Mower cylinder)41</p> 	<p>24. Hydraulic section E42</p> 	<p>25. Hydraulic section F (Piston pump)43</p> 	<p>26. Hydraulic section G for 3WD45</p> 
<p>27. Hydraulic section H for 3WD47</p> 	<p>28. Lift fork section48</p> 	<p>29. Mower arm section49</p> 	<p>30. Electrical section A51</p> 
<p>31. Electrical section B53</p> 	<p>32. Electrical section C55</p> 	<p>33. Grass catcher section56</p> 	<p>34. Manual case section57</p> 
<p>35. Additional parts for CE compliance58</p> 	<p>A36. Mower unit section A (Front roller)59</p> 	<p>B36. Mower unit section B (Rear roller)61</p> 	<p>C36. Mower unit section C (Split roller)62</p> 

<p>D36. Mower unit section D (Split roller / Front)63</p> 	<p>E36. Mower unit section E (Split roller / Rear)65</p> 	<p>37. Mower unit section F66</p> 	<p>A37. Mower unit section G69</p> 
<p>38. Mower unit section H (Gearbox).....72</p> 	<p>39. Mower unit section I (Gearbox).....74</p> 	<p>40. Mower unit section J (Flexible wire).....75</p> 	<p>41. Accessories78</p> 
<p>42. Maintenance supplies79</p> 	<p>43. ROPS section A.....80</p> 	<p>44. ROPS section B (Ball proof net).....81</p> 	<p>45. Front wheel weight section82</p> 
<p>46. Light section83</p> 	<p>47. CR brush section.....84</p> 	<p>A48. Groomer ASSY & Dethatching reel ASSY & Dethatching brush ASSY86</p> 	<p>A49. Groomer & Dethatching reel & Dethatching brush section.....87</p> 
<p>50. Groomer & Dethatching reel section.....89</p> 	<p>51. Dethatching brush section90</p> 	<p>52. Smooth front roller section91</p> 	<p>53. Broom & Swisher holder section.....92</p> 

54. Joystick section93

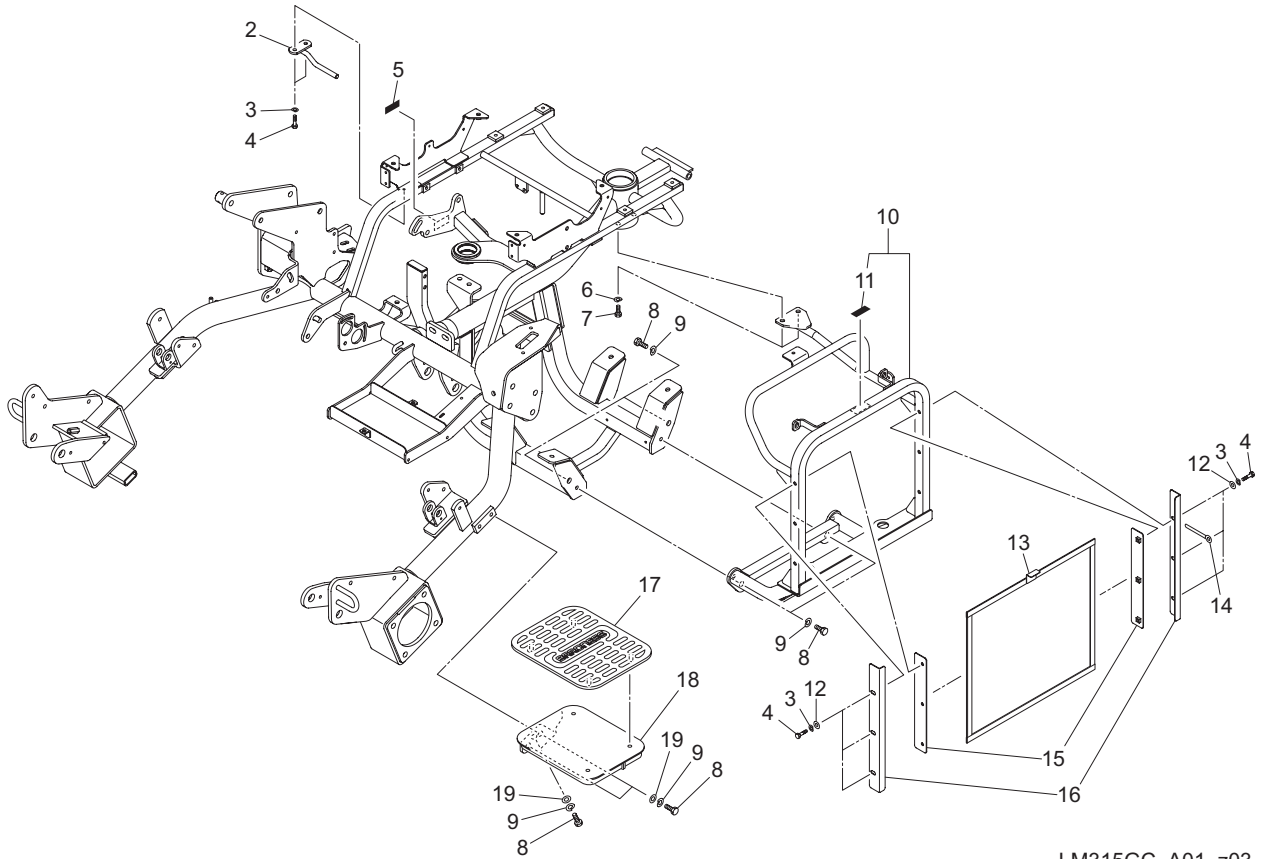


56. Armrest section94



1. Frame section

LM315GC

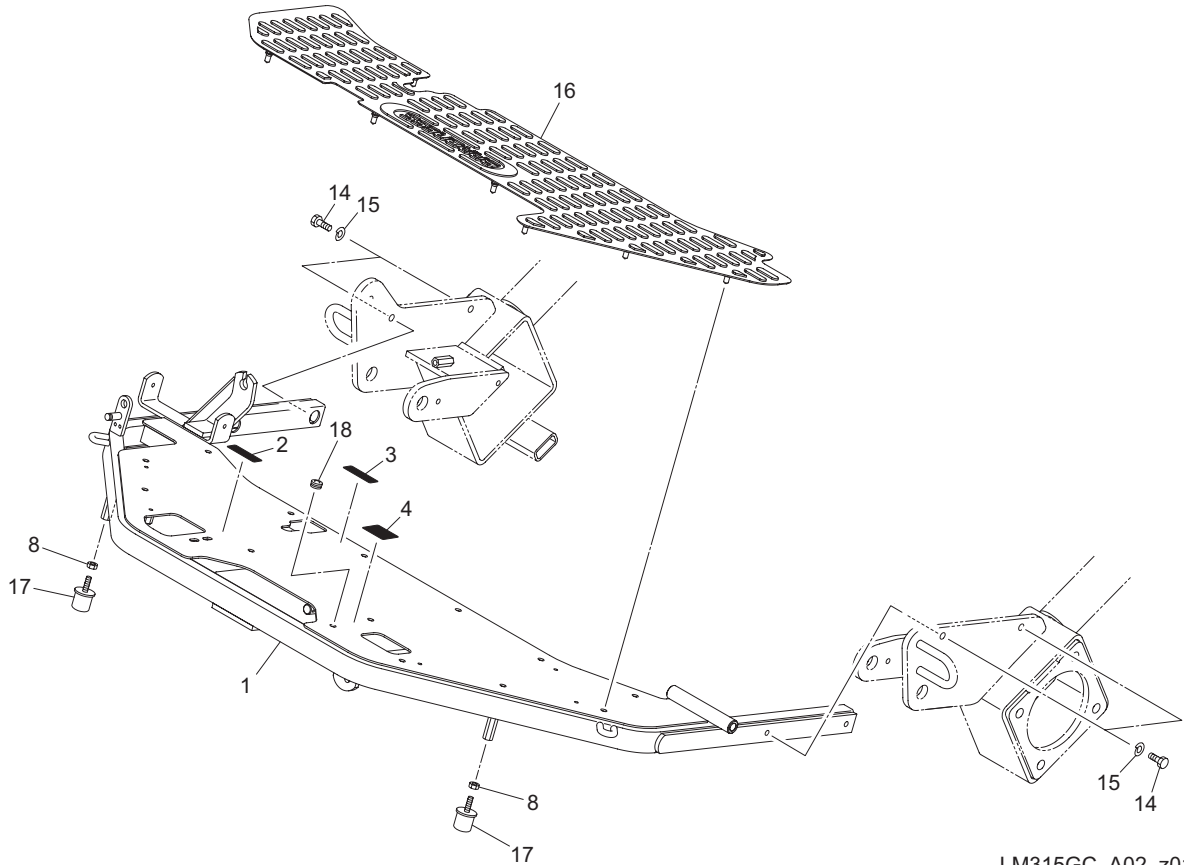


LM315GC_A01_z03

Cat No.	Code No.	Part name	Qty	Remark	SN of application
1-1					
1-2	LM315GC0207ZD	HARDWARE, GUIDING	1		
1-3	K0200060002	WASHER, SPRING M6	8		
1-4	K0000060402	BOLT, M6-40	8		
1-5	K4205001910	DECAL, CAUTION NOT TO GET CAUGHT IN	1		
1-6	K0200080002	WASHER, SPRING M8	2		
1-7	K0000080152	BOLT, M8-15	2		
1-8	K0000100202	BOLT, M10-20	7		
1-9	K0200100002	WASHER, SPRING M10	7		
1-10	LM315GC0220Z0	BASE COMP, RADIATOR	1		
1-11	K4205001920	DECAL, CAUTION HOT PARTS	1		
1-12	K5011606202	WASHER, SPCC 1.6-6-20	6		
1-13	LM315GC0206A2	MESH, ANTIDUST	1		
1-14	K4281000020	CLAMP, HARNESS 8.5 80	1		
1-15	LM315GC0205ZD	PLATE, DUCT	2		
1-16	LM315GC0203AD	PLATE, GUIDING MESH	2		
1-17	LM315GC0903Z0	SHEET, RUBBER FOR STEP	1		
1-18	LM315GC0902ZD	STEP	1		
1-19	K5000100002	WASHER, M10	3		
1-20					

2. Front frame & Transitions section A

LM315GC

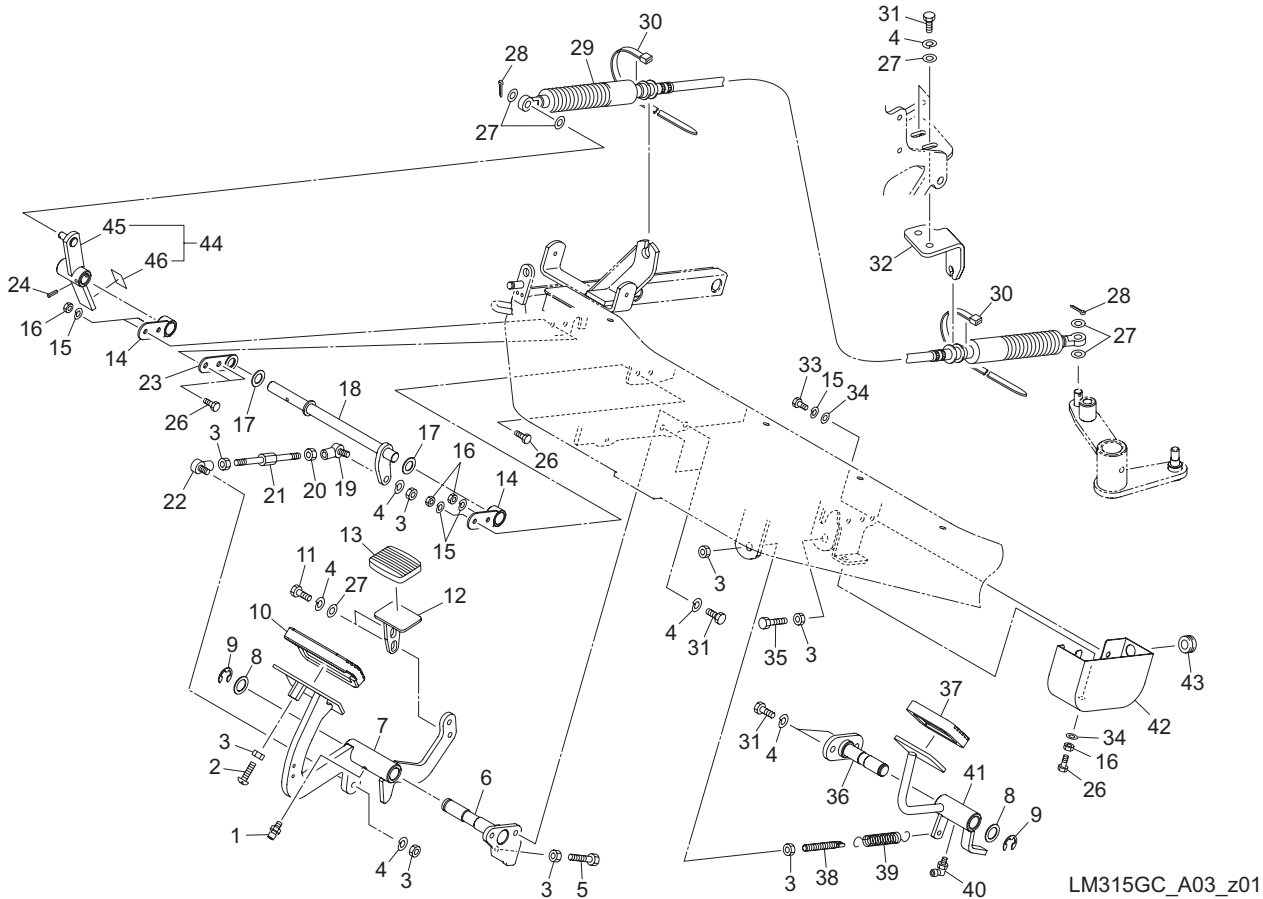


LM315GC_A02_z01

Cat No.	Code No.	Part name	Qty	Remark	SN of application
2-1	LM315GC0301AD	FRAME, FRONT	1		
2-2	K4203001430	DECAL, FORWARD	1		
2-3	K4203001440	DECAL, BACKWARD	1		
2-4	K4203001520	DECAL, LIFTING UNITS	1		
2-5					
2-6					
2-7					
2-8	K0100080002	NUT, M8	2		
2-9					
2-10					
2-11					
2-12					
2-13					
2-14	K0010080202	BOLT, HT M8-20	4		
2-15	K0200080002	WASHER, SPRING M8	4		
2-16	LM315GC0302Z0	SHEET, RUBBER LARGE FOR STEP	1		
2-17	K4049030000	RUBBER, STOPPER KI-30	2		
2-18	K0900300090	GROMMET, W/SEALING	1		

3. Front frame & Transitions section B (Pedal)

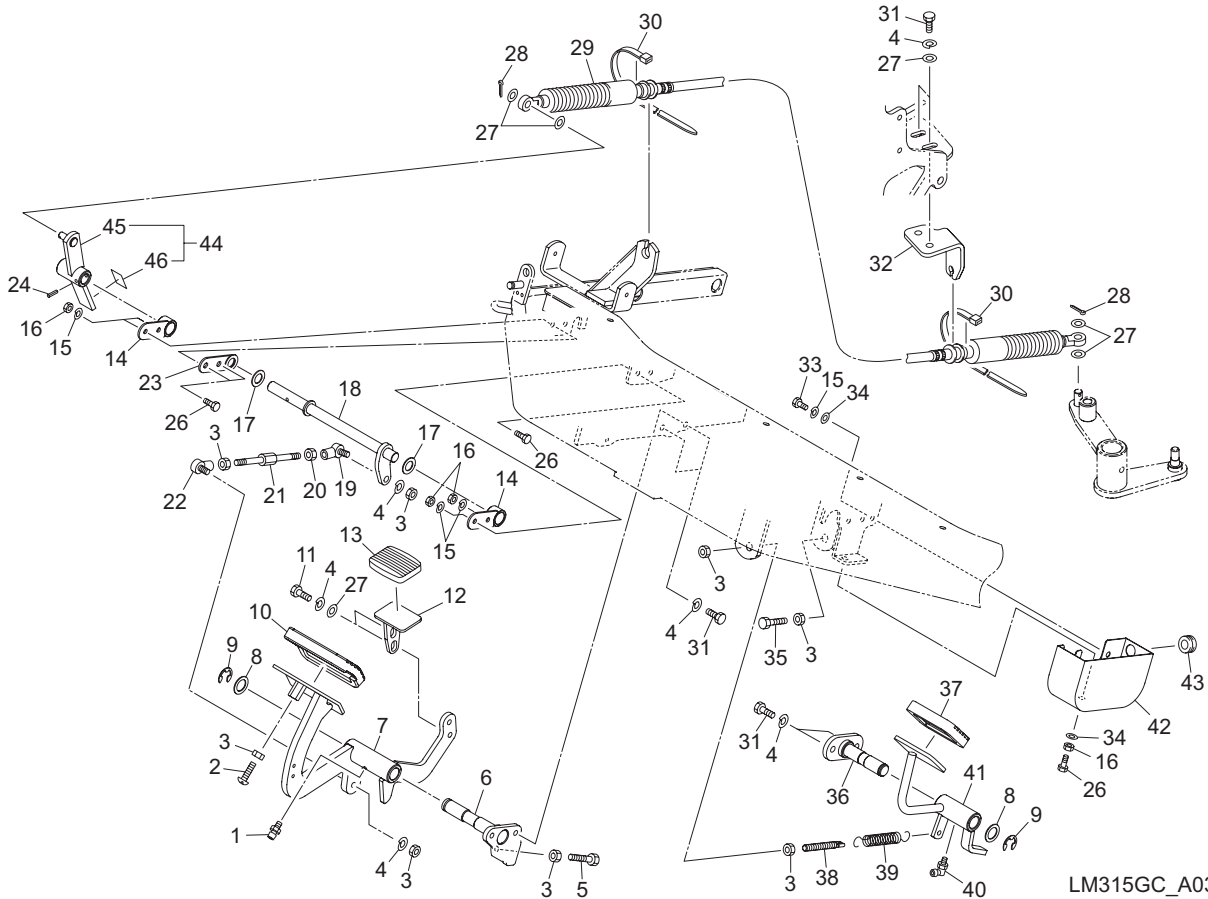
LM315GC



Cat No.	Code No.	Part name	Qty	Remark	SN of application
3-1	K1440000010	GREASE NIPPLE, STRAIGHT TYPE A	1		
3-2	K0045080302	SCREW, + TRUSS HEAD M8-30	1		
3-3	K0100080002	NUT, M8	8		
3-4	K0200080002	WASHER, SPRING M8	10		
3-5	K0000080302	BOLT, M8-30	1		
3-6	LM315GC0303ZD	FULCRUM, TRAVELING PEDAL	1		
3-7	LM315GC0304AD	PEDAL, TRAVELLING	1		
3-8	K5051016240	WASHER, C5191P 1-16-24	2		
3-9	K0400012002	RING, RETAINING E M12	2		
3-10	K4050000050	RUBBER, FOR PEDAL 70100	1		
3-11	K0000080152	BOLT, M8-15	2		
3-12	LM315GC0305AD	PEDAL, BACKWARD	1		
3-13	K4050000020	RUBBER, FOR PEDAL 4560	1		
3-14	LM315GB0314A2	HARDWARE, FULCRUM	2		
3-15	K0200060002	WASHER, SPRING M6	5		
3-16	K0100060002	NUT, M6	5		
3-17	K5051013220	WASHER, C5191P 1-13-22	2		
3-18	LM315GC0306Z2	SHAFT, INTERMEDIATE LEVER	1		
3-19	K16080800L0	JOINT, SPHERICAL SQ8L	1		
3-20	K0180080002	NUT, LEFT-HANDED M8	1		
3-21	K6084000122	SHAFT, ADJUSTING THREADED M8	1		
3-22	K1608080000	JOINT, SPHERICAL SQ8	1		
3-23	LM315GB0318Z2	SPACER	1		
3-24	K0324040251	PIN, SPIRAL M4-25	1		
3-25					
3-26	K0000060202	BOLT, M6-20	5		
3-27	K5000080002	WASHER, M8	8		
3-28	K0300020202	PIN, COTTER M2-20	2		
3-29	K1160121010	CABLE, PUSH-PULL 1210	1		
3-30	K4241000120	BAND, PLASTIC TRCV-100W	2		

3. Front frame & Transitions section B (Pedal)

LM315GC

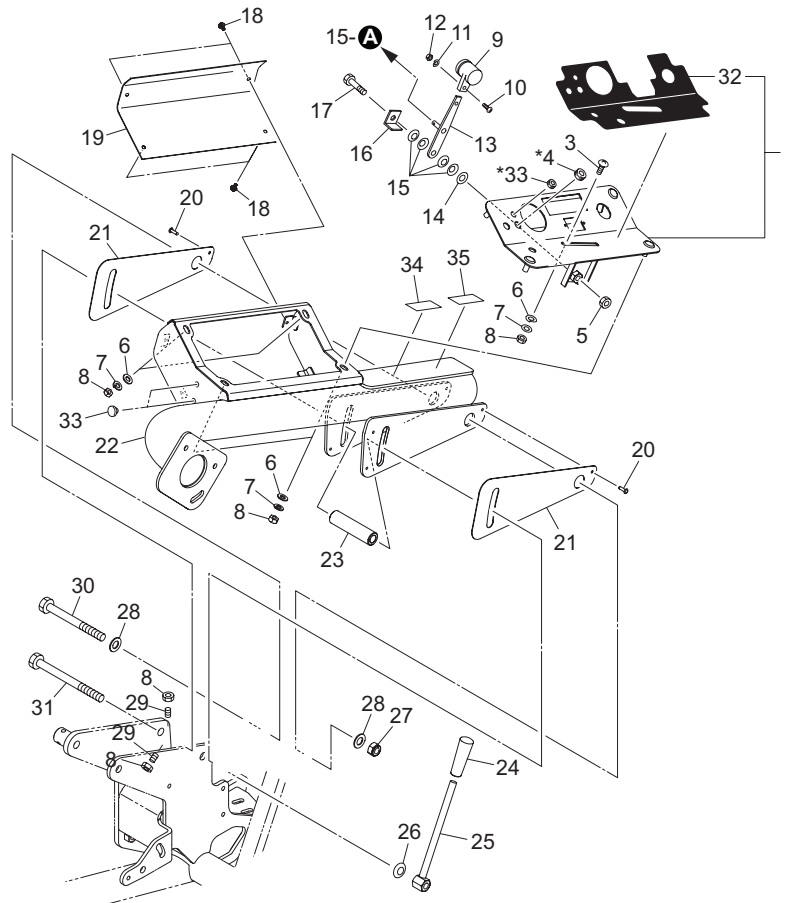


LM315GC_A03_z01

Cat No.	Code No.	Part name	Qty	Remark	SN of application
3-31	K0000080202	BOLT, M8-20	6		
3-32	LM315GC0310ZD	BRACKET, CABLE	1		
3-33	K0000060102	BOLT, M6-10	1		
3-34	K5000060002	WASHER, M6	2		
3-35	K0000080352	BOLT, M8-35	1		
3-36	LM315GB0310Z2	SHAFT, FULCRUM PEDAL	1		
3-37	K4050000010	RUBBER, FOR PEDAL 5575	1		
3-38	K6122000142	SHAFT, TAPPED W/HOLE M8-70	1		
3-39	K1020000088	SPRING, W/ROUND HOOK M2.3-17-78	1		
3-40	K1440000020	GREASE NIPPLE, 90 TYPE C	1		
3-41	LM315GB0309ZD	PEDAL, MOWER	1		
3-42	LM315GB0311ZD	COVER, SWITCH	1		
3-43	K0900300160	GROMMET, W/SEALING C30SG16A	1		
3-44	LM315GC0311Z0	LEVER COMP, CABLE	1		
3-45	LM315GC0312ZD	LEVER, CABLE	1		
3-46	LM315GC0313Z0	TAPE, ANTIFRICTION 0.5-20-30	1		

4. Steering section A (Operating panel)

LM315GC



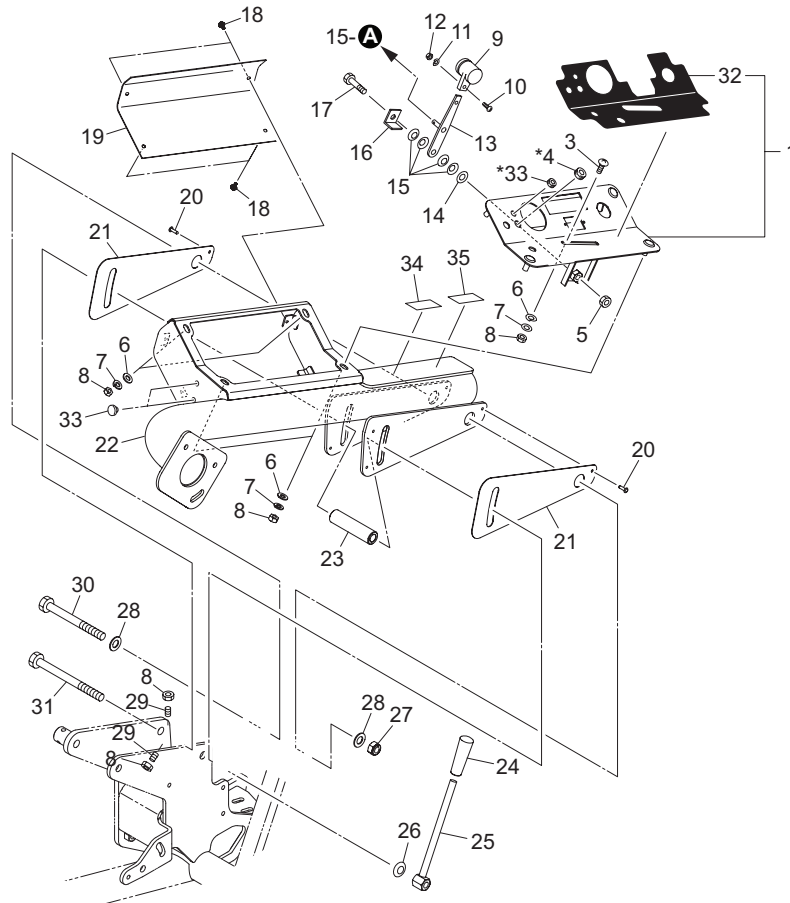
* 2WD only

LM315GC_A04_a02

Cat No.	Code No.	Part name	Qty	Remark	SN of application
4-1	LM315GC0501B0	PANEL, OPERATING DIESEL TYPE	1		
4-2					
4-3	K0056080200	SCREW, SUS + TRUSS M8-20	1		
4-4	K0900300120	GROMMET, W/SEALING C30SG12A	1	2WD only	
4-5	K0100100002	NUT, M10	1		
4-6	K5000080002	WASHER, M8	5		
4-7	K0200080002	WASHER, SPRING M8	5		
4-8	K0100080002	NUT, M8	7		
4-9	K1301000150	GRIP, PLASTIC THROTTLE LEVER	1		
4-10	K0042050082	SCREW, + ROUND HEAD M5-8	1		
4-11	K0200050002	WASHER, SPRING M5	1		
4-12	K0100050002	NUT, M5	1		
4-13	SP05---0340ZD	LEVER, THROTTLE	1		
4-14	K5000100002	WASHER, M10	1		
4-15	K0212100001	WASHER, DISK SPRING 1L M10	4		
4-16	SP05---0341Z2	PLATE, RETAINING	1		
4-17	K0000100352	BOLT, M10-35	1		
4-18	K0044040103	SCREW, + ROUND HEAD W/W/SW M4-10	4		
4-19	LM315GC0404ZD	COVER, OPERATION PANEL	1		
4-20	K4510615160	RIVET, BLIND AVEX 1661-0516	6		
4-21	LM315GB1102Z0	FACING	2		
4-22	LM315GC0403BD	ARM, HANDLE	1		
4-23	K621200305D	COLLAR, STKM 12.8-22-76	1		
4-24	K1300000070	GRIP, RUBBER BLACK 9-22	1		
4-25	LM315GB1108ZD	LEVER, TILTING	1		
4-26	K0213120002	WASHER, DISK SPRING 1H M12	1		
4-27	K0144120002	NUT, W/F-RING M12	1		
4-28	K5000120002	WASHER, M12	2		
4-29	K0023080151	SETSCREW, M8-15	2		
4-30	K0003121202	BOLT, M12-120	1		

4. Steering section A (Operating panel)

LM315GC



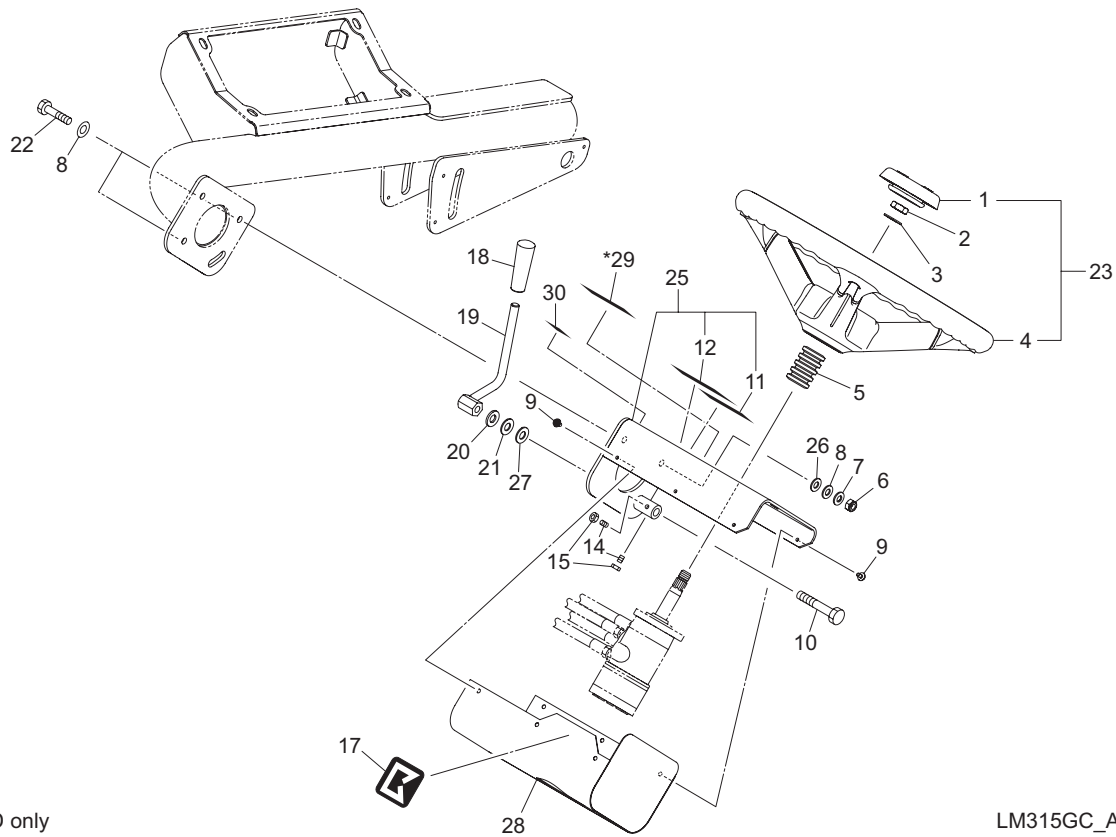
* 2WD only

LM315GC_A04_a02

Cat No.	Code No.	Part name	Qty	Remark	SN of application
4-31	K0003121502	BOLT, M12-150	1		
4-32	LM315GC0504B0	STICKER, OPERATION TYPE D	1		
4-33	K0900300090	GROMMET, W/SEALING	3		
4-34					
4a-34	K4205002140	LABEL, WARNING CA P65 FOR RIDING MOWER	1	For the State of CA,USA	
4a-35	K4205002200	DECAL, WARNING SPARK ARRESTER	1	For the State of CA,USA	

5. Steering section B (Steering)

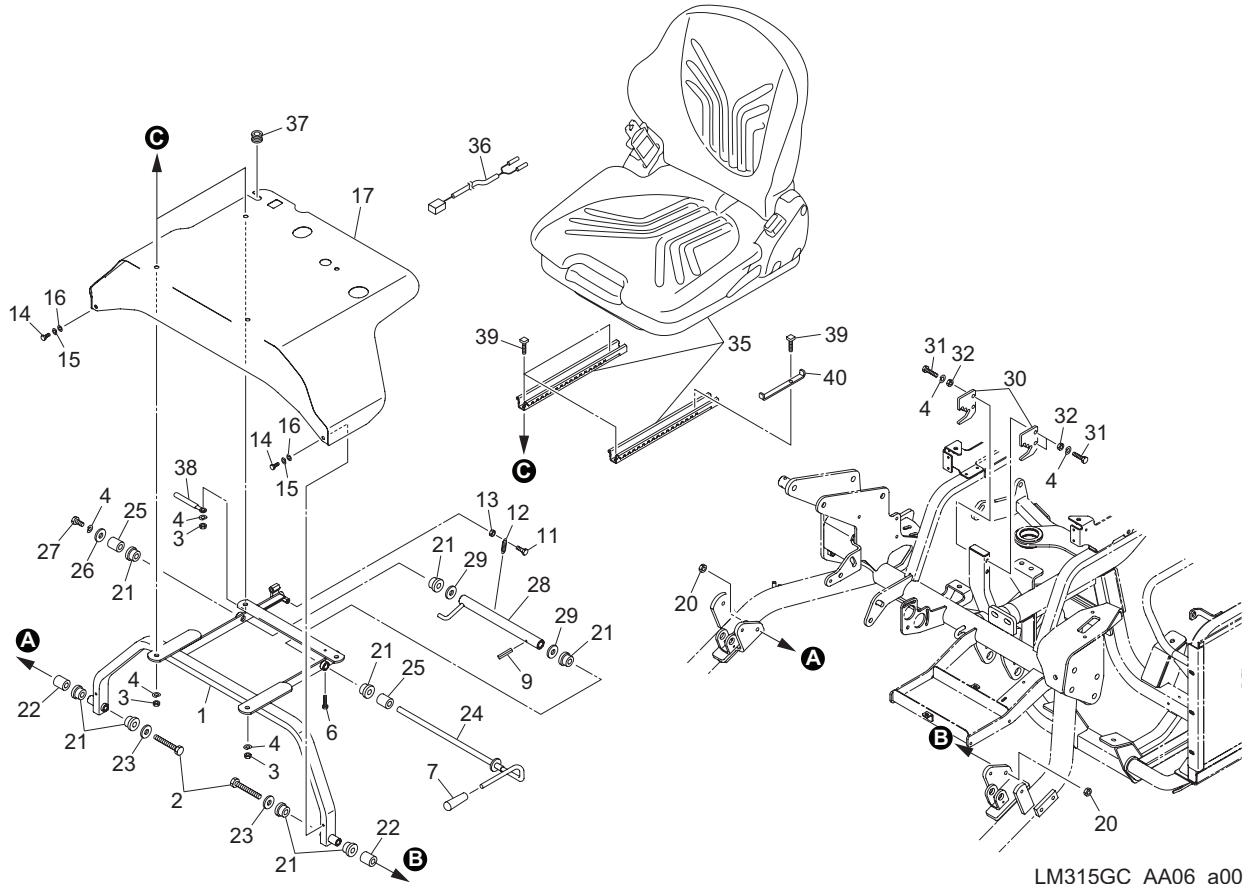
LM315GC



* 3WD only

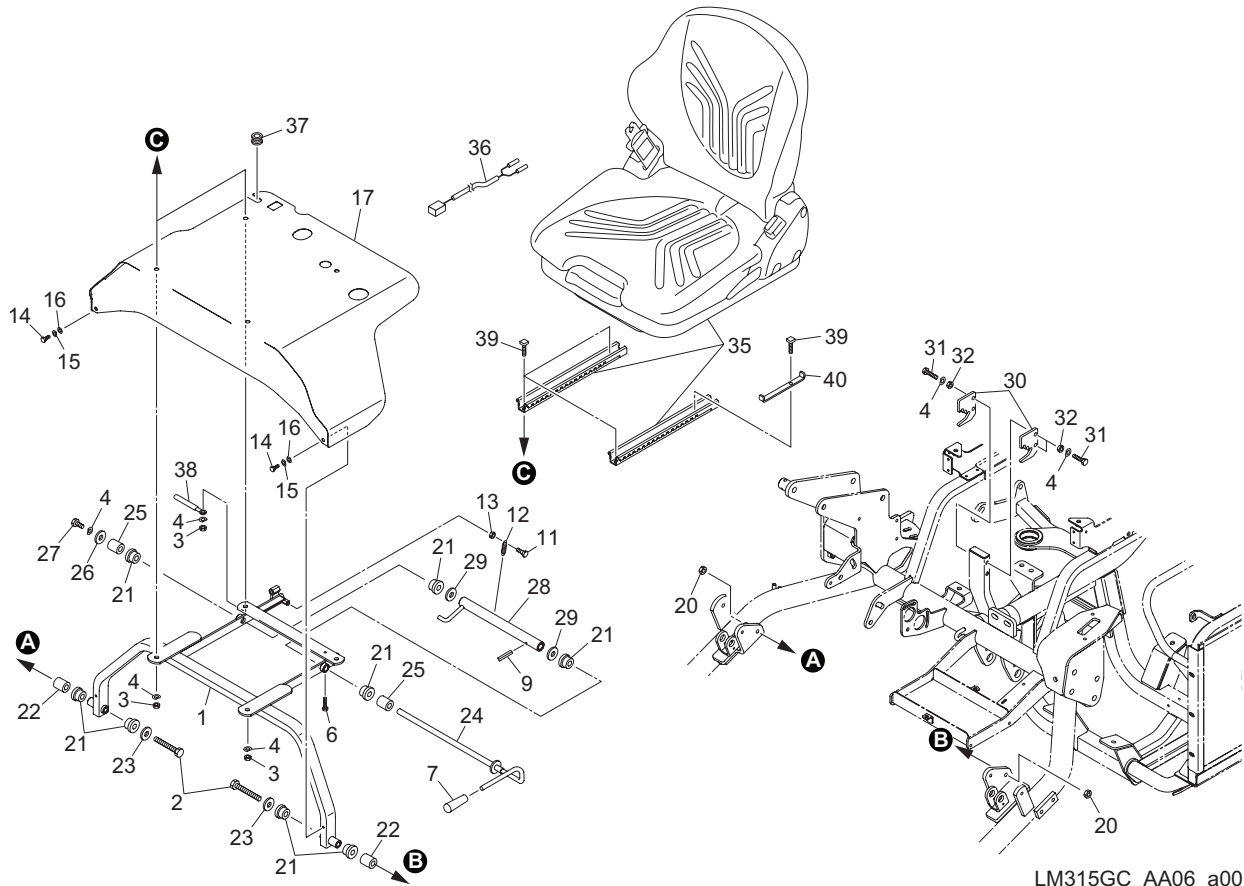
LM315GC_A05_a02

Cat No.	Code No.	Part name	Qty	Remark	SN of application
5a-1	K1710000140	CAP, STEERING	1		
5-2	K0105160002	NUT, P1.5 M16-3	1		
5-3	K0212160002	WASHER, DISK SPRING 1L M16	1		
5a-4	K1710000130	STEERING, 2282	1		
5-5	K3194200300	TUBE, CORRUGATED, 19-30	1		
5-6	K0144080002	NUT, W/F-RING M8	3		
5-7	K0213080002	WASHER, DISK SPRING 1H M8	3		
5-8	K5000080002	WASHER, M8	6		
5-9	K0044040103	SCREW, + ROUND HEAD W/W/SW M4-10	6		
5-10	K0000100602	BOLT, M10-60	1		
5-11	K4205002040	DECAL, CAUTION SLOPE	1		
5-12	K4205002050	DECAL, CAUTION SCATTERING EXHAUST GAS	1		
5-13					
5-14	K0023060151	SETSCREW, M6-15	2		
5-15	K0100060002	NUT, M6	2		
5-16					
5-17	K4201000590	STICKER, K	1		
5-18	K1300000070	GRIP, RUBBER BLACK 9-22	1		
5-19	LM315GB1107ZD	LEVER, HANDLE	1		
5-20	K0213100002	WASHER, DISK SPRING 1H M10	1		
5-21	K5000100002	WASHER, M10	1		
5-22	K0000080302	BOLT, M8-30	3		
5a-23	K1710000120	STEERING ASSY, 2282	1		
5a-24					
5-25	LM315GC0421C0	BRACKET COMP, ORBIT ROLL	1		
5-26	K5051008180	WASHER, C5191P 1-8-18	3		
5-27	K5051010220	WASHER, C5191P 1-10-22	1		
5-28	LM315GC0409ZD	COVER, ORBIT ROLL	1		
5-29	K4205002080	DECAL, CAUTION SLOPE 3WD	1	3WD only	
5a-30	K4205002090	DECAL, CAUTION NOISE	1		



LM315GC_AA06_a00

Cat No.	Code No.	Part name	Qty	Remark	SN of application
A6-1	LM315GC2803CD	BASE, SEAT	1		
A6-2	K0003100752	BOLT, M10-75	2		
A6-3	K0100080002	NUT, M8	5		
A6-4	K0200080002	WASHER, SPRING M8	9		
A6-5					
A6-6	K0000060302	BOLT, M6-30	1		
A6-7	K1300000070	GRIP, RUBBER BLACK 9-22	1		
A6-8					
A6-9	K0324040251	PIN, SPIRAL M4-25	1		
A6-10					
A6-11	K0000060252	BOLT, M6-25	1		
A6-12	K1020000198	SPRING, W/ROUND HOOK M2.6-15.5-84	1		
A6-13	K0100060002	NUT, M6	2		
A6-14	K0000060102	BOLT, M6-10	2		
A6-15	K0200060002	WASHER, SPRING M6	2		
A6-16	K5000060002	WASHER, M6	2		
A6-17	LM315GC2805DR	COVER, SEAT BASE	1		
A6-18					
A6-19					
A6-20	K0100100002	NUT, M10	2		
A6-21	K4031000050	RUBBER, ROUND FOR HANDLE 35	8		
A6-22	K6212004302	COLLAR, STKM 10.2-18-51.5	2		
A6-23	K5012010312	WASHER, SPCC 2-10-31	2		
A6-24	LM315GC2806AD	SHAFT, ADJUSTING	1		
A6-25	K6212004282	COLLAR, STKM 12.8-18-40	2		
A6-26	K5012308352	WASHER, SPCC 2.3-8-35	1		
A6-27	K0000080152	BOLT, M8-15	1		
A6-28	LM315GC2807ZD	SUPPORT	1		
A6-29	K5012013322	WASHER, SPCC 2-12.8-32	2		
A6-30	LM315GC2808ZD	PLATE, ADJUSTING B	2		

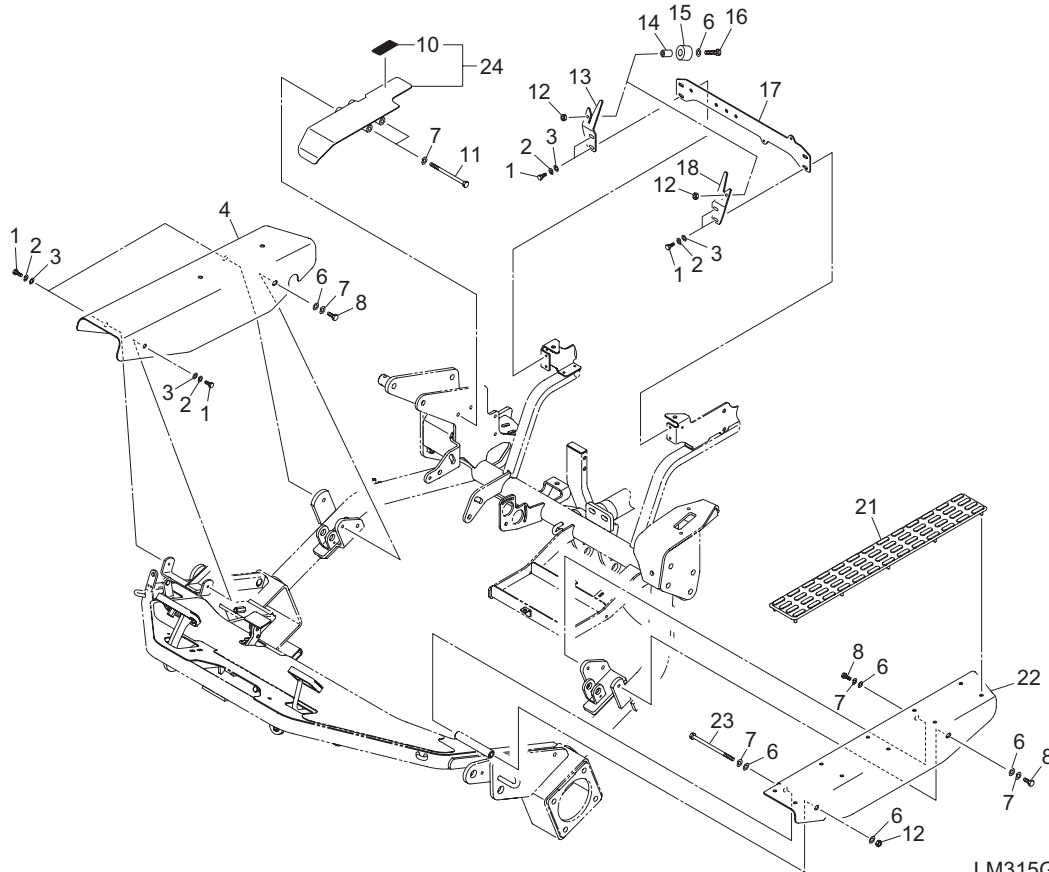


LM315GC_AA06_a00

Cat No.	Code No.	Part name	Qty	Remark	SN of application
A6-31	K0000080252	BOLT, M8-25	4		
A6-32	K5000080002	WASHER, M8	4		
A6-33					
A6-34					
A6-35	K1700000370	SEAT, MSG65	1		
A6-36	K3620001020	WIRE, SEAT SWITCH NC	1		
A6-37	K0910000080	GROMMET, B-8-1	1		
A6-38	K4281000020	CLAMP, HARNESS 8.5 80	1		
A6-39	K0069000272	BOLT, SQ HEAD M8-25	4		
A6-40	LM315GC3602ZD	STOPPER, SEAT	1		

7. Cover section A

LM315GC

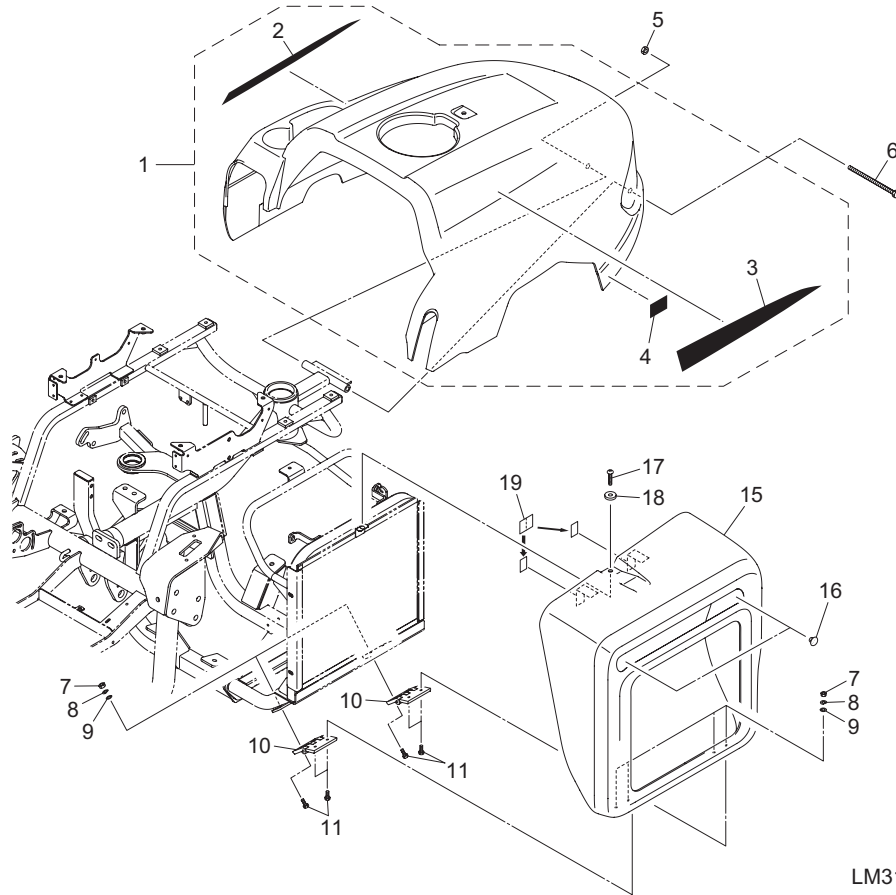


LM315GC_A07_z01

Cat No.	Code No.	Part name	Qty	Remark	SN of application
7-1	K0000060152	BOLT, M6-15	7		
7-2	K0200060002	WASHER, SPRING M6	7		
7-3	K5000060002	WASHER, M6	7		
7-4	LM315GC2104AD	COVER, (RH)	1		
7-5					
7-6	K5000080002	WASHER, M8	7		
7-7	K0200080002	WASHER, SPRING M8	8		
7-8	K0000080152	BOLT, M8-15	3		
7-9					
7-10	K4205001910	DECAL, CAUTION NOT TO GET CAUGHT IN	1		
7-11	K0003081002	BOLT, M8-100	2		
7-12	K0100080002	NUT, M8	5		
7-13	LM315GC2108Z2	PLATE, SUPPORTING REAR COVER (RH)	1		
7-14	K6212001952	COLLAR, STKM M8-10-16	2		
7-15	K4031000100	STOPPER, RUBBER	2		
7-16	K0000080302	BOLT, M8-30	2		
7-17	LM315GC2106ZR	MOUNT, ELECTRONIC	1		
7-18	LM315GC2109Z2	PLATE, SUPPORTING REAR COVER (LH)	1		
7-19					
7-20					
7-21	LM315GC2107Z0	SHEET, RUBBER FOR STEP	1		
7-22	LM315GC2102AD	STEP, (LH)	1		
7-23	K0003081302	BOLT, M8-130	1		
7-24	LM315GC2121Z0	COVER COMP, BELT	1		

8. Cover section B

LM315GC

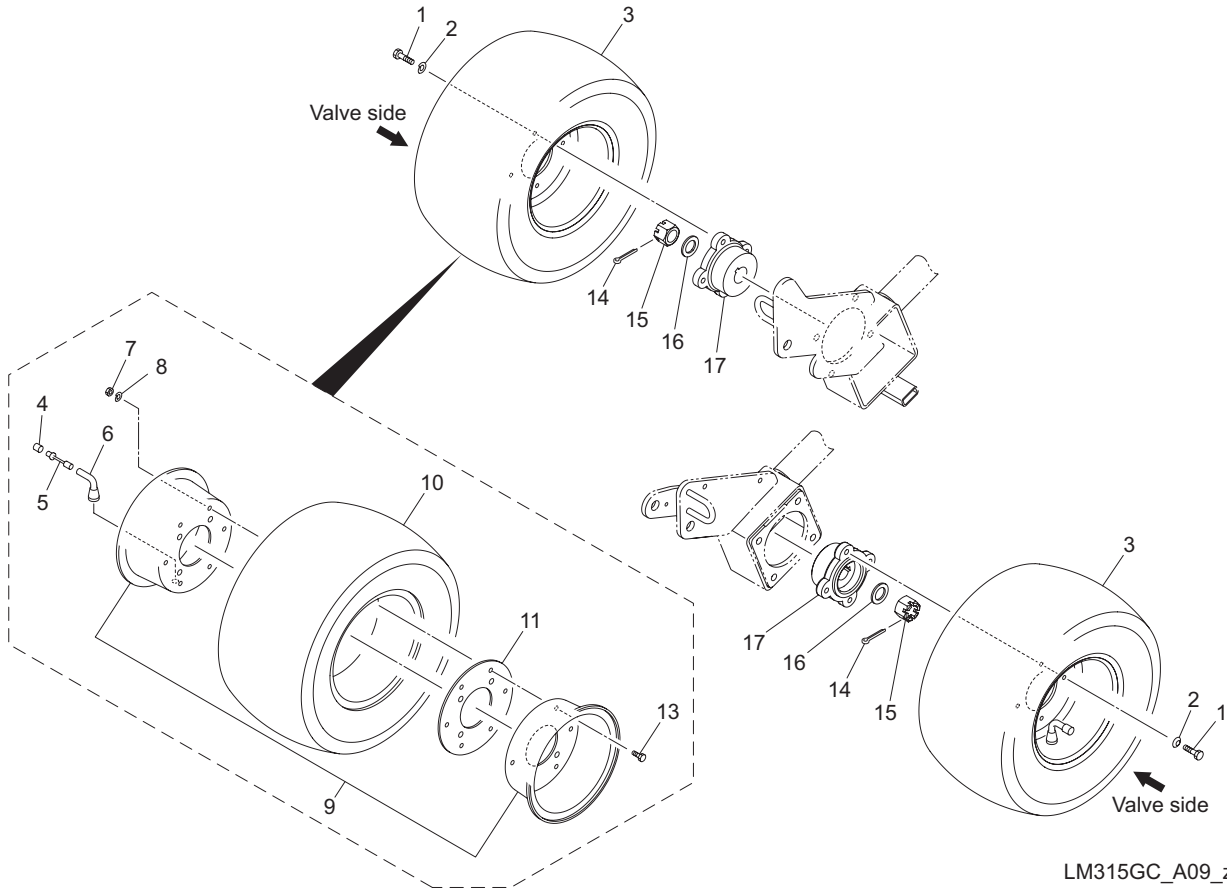


LM315GC_A08_a02

Cat No.	Code No.	Part name	Qty	Remark	SN of application
8-1	LM315GC2202Z0	COVER ASSY, REAR DIESEL	1		
8-2	LM315GC2116Z0	STICKER, LM315GC (RH)	1		
8-3	LM315GC2117Z0	STICKER, LM315GC (LH)	1		
8-4	K4205001920	DECAL, CAUTION HOT PARTS	1		
8-5	K0144100002	NUT, W/F-RING M10	1		
8-6	K0003101602	BOLT, M10-160	1		
8-7	K0100050002	NUT, M5	8		
8-8	K0200050002	WASHER, SPRING M5	8		
8-9	K5000050002	WASHER, M5	8		
8-10	K4520000210	HINGES, RESIN HOLED 5.2-75	2		
8-11	K0000050152	BOLT, M5-15	8		
8-12					
8-13					
8-14					
8-15	LM315GC2209Z0	COVER ASSY, RADIATOR	1		
8a-16	K0895000180	CUSHION, RUBBER TM-96-18	2		
8-17	K0045080302	SCREW, + TRUSS HEAD M8-30	1		
8-18	K4031000070	RUBBER, VIBRATION PROOF 5-825	1		
8-19	K4033000430	RUBBER, PLATE 1-3045	1		

9. Front wheel section A (SO tire)

LM315GC

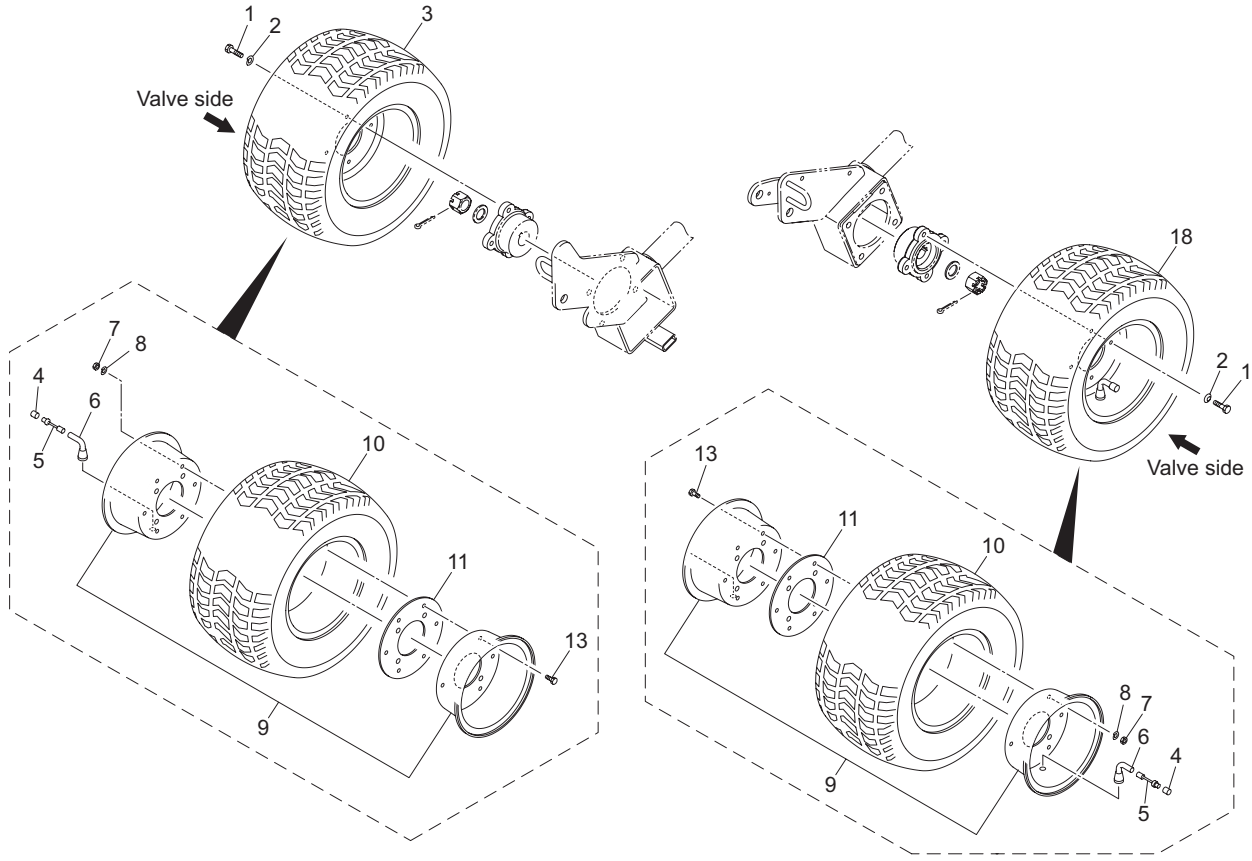


LM315GC_A09_z02

Cat No.	Code No.	Part name	Qty	Remark	SN of application
9-1	K0010100302	BOLT, HT M10-30	8		
9-2	K0213100002	WASHER, DISK SPRING 1H M10	8		
9-3	K2040000110	TIRE ASSY, SO18*9.5-8	2		
9-4	K2093000010	CAP, VALVE	2		
9-5	K2092000020	CORE, VALVE NO.9000	2		
9-6	K2097000010	VALVE, RIM TR413	2		
9-7	K0100080002	NUT, M8	12		
9-8	K0200080002	WASHER, SPRING M8	12		
9-9	K209000015L-SET	WHEEL SET, 7.00SP*8 (FOR 1 TIRE)	2		
9-10	K2041000030	TIRE, S018*9.5-82P	2		
9-11	K2095000010	PACKING, F-8P-D	2		
9-12					
9-13	K0000080152	BOLT, M8-15	12		
9-14	K0300050452	PIN, COTTER M5-45	2		
9-15	K0138240002	NUT, HIGH SLOTTED P1.5 M24	2		
9-16	K5073225402	WASHER, SPHC 3.2-25-40	2		
9-17	K216000012D	MOUNT, FRONT TIRE M10	2		

A9. Front wheel section B (PD tire)

LM315GC

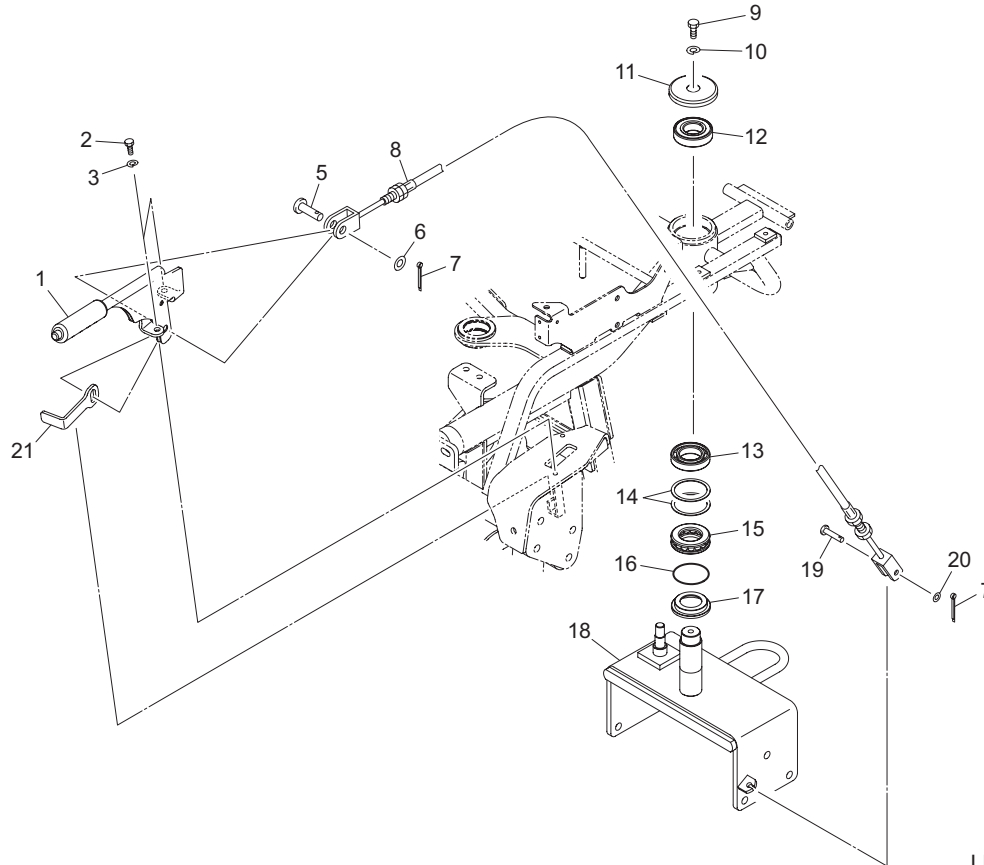


LM315GC_AA09_z01

Cat No.	Code No.	Part name	Qty	Remark	SN of application
A9-1	K0010100302	BOLT, HT M10-30	8		
A9-2	K0213100002	WASHER, DISK SPRING 1H M10	8		
A9-3	K2040000820	TIRE ASSY, PD18*8.50-8 (RH)	1		
A9-4	K2093000010	CAP, VALVE	2		
A9-5	K2092000020	CORE, VALVE NO.9000	2		
A9-6	K2097000040	VALVE, RIM PVR70	2		
A9-7	K0100080002	NUT, M8	12		
A9-8	K0200080002	WASHER, SPRING M8	12		
A9-9	K209000015L-SET	WHEEL SET, 7.00SP*8 (FOR 1 TIRE)	2		
A9-10	K2041000070	TIRE, PD18*8.5-8 4P	2		
A9-11	K2095000010	PACKING, F-8P-D	2		
A9-12					
A9-13	K0000080152	BOLT, M8-15	12		
A9-14					
A9-15					
A9-16					
A9-17					
A9-18	K2040000810	TIRE ASSY, PD18*8.50-8 (LH)	1		

10. Rear wheel & Brake section A

LM315GC

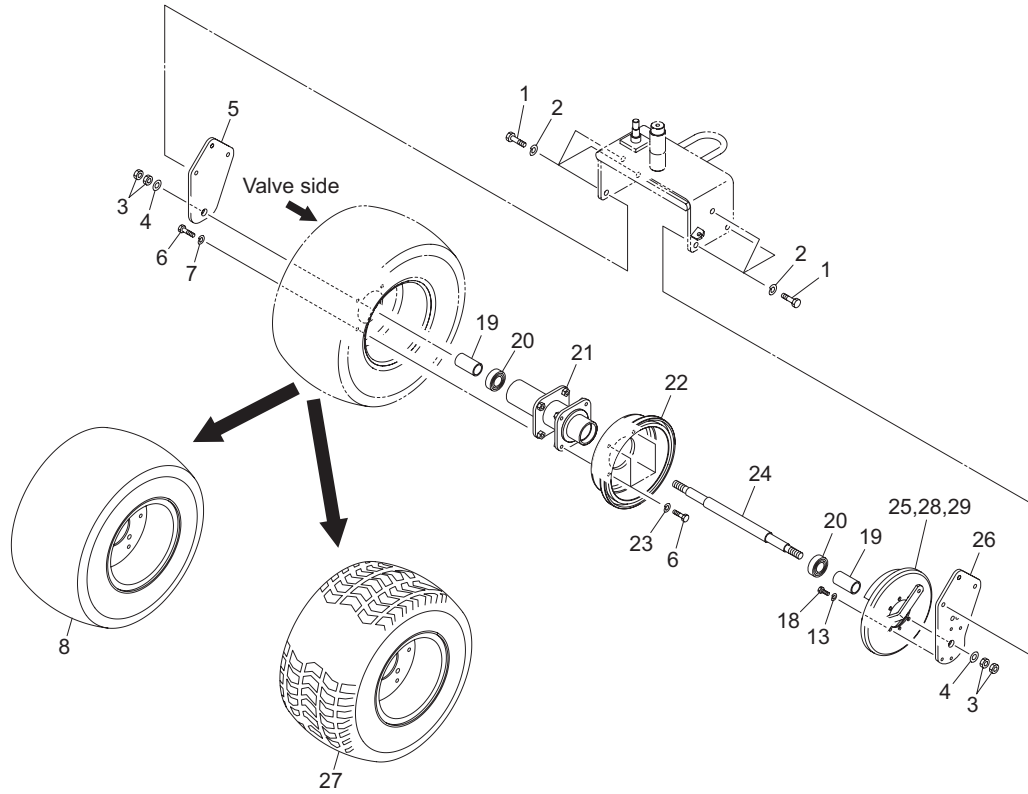


LM315GC_A10_z01

Cat No.	Code No.	Part name	Qty	Remark	SN of application
10-1	K1724000020	LEVER ASSY, SIDE BRAKE	1		
10-2	K0000080152	BOLT, M8-15	2		
10-3	K0200080002	WASHER, SPRING M8	2		
10-4					
10-5	K6030120242	PIN, FLAT HEAD M12-24	1		
10-6	K5000120002	WASHER, M12	1		
10-7	K0300025202	PIN, COTTER M2.5-20	2		
10-8	K1120106000	WIRE, BRAKE 1060	1		
10-9	K0000100202	BOLT, M10-20	1		
10-10	K0200100002	WASHER, SPRING M10	1		
10-11	K620400053D	COVER, FOR BEARING	1		
10-12	K0612062060	BEARING, BALL SEAL 2RD 6206	1		
10-13	K0600060070	BEARING, BALL 6007	1		
10-14	K5011052622	WASHER, SPCC 1-52-62	2		
10-15	K0640512070	BEARING, BALL THRUST 51207	1		
10-16	K0880052000	O-RING, P52	1		
10-17	K6204000372	RECEIVER, THRUST BEARING	1		
10-18	LM315GC1003AD	ARM, REAR WHEEL	1		
10-19	K6030080172	PIN, FLAT HEAD M8-17	1		
10-20	K5000080002	WASHER, M8	1		
10-21	LM315GC1008Z2	METAL, CLAMPING SWITCH	1		

11. Rear wheel & Brake section B for 2WD

LM315GC

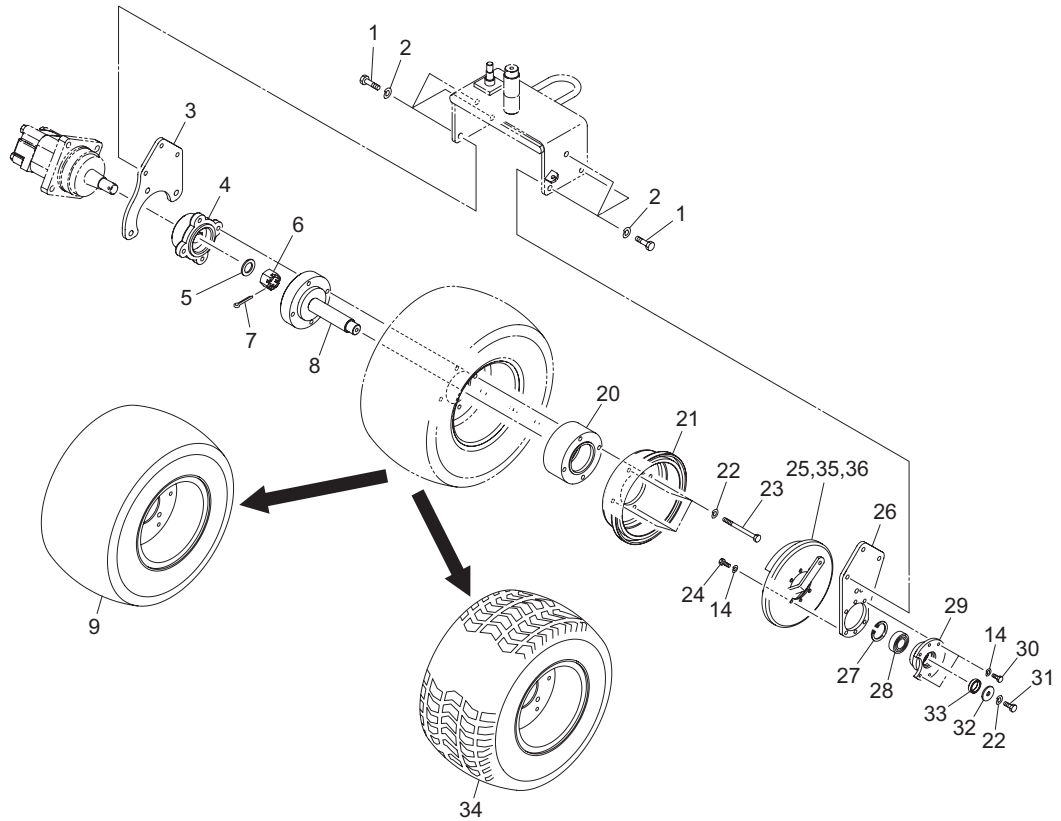


LM315GC_A11_z03

Cat No.	Code No.	Part name	Qty	Remark	SN of application
11-1	K0000120252	BOLT, M12-25	6		
11-2	K0200120002	WASHER, SPRING M12	6		
11-3	K0105160002	NUT, P1.5 M16-3	4		
11-4	K5000160002	WASHER, M16	2		
11-5	LM315GC1007ZD	BRACKET, REAR WHEEL (RH)	1		
11-6	K0010100302	BOLT, HT M10-30	8		
11-7	K0213100002	WASHER, DISK SPRING 1H M10	4		
11-8	K2040000110	TIRE ASSY, SO18*9.5-8	1	SO Tire	
11-9					
11-10					
11-11					
11-12					
11-13	K0200080002	WASHER, SPRING M8	12		
11-14					
11-15					
11-16					
11-17					
11-18	K0000080152	BOLT, M8-15	12		
11-19	K6212003682	COLLAR, STKM 20.225.4-35	2		
11-20	K0612062040	BEARING, BALL SEAL 2RD 6204	2		
11-21	LM315GC1005BD	HOUSING, REAR WHEEL	1		
11-22	K6909000202	DRUM, BRAKE 181	1		
11-23	K0200100002	WASHER, SPRING M10	4		
11-24	LM315GC1006Z2	SHAFT, REAR WHEEL	1		
11-25	K1720000080	BRAKE ASSY, W/LEVER	1		
11-26	LM315GB0202ZD	PLATE, MOUNTING BRAKE	1		
11-27	K2040000820	TIRE ASSY, PD18*8.50-8 (RH)	1	PD Tire	
11-28	P741-8005-00	SHOE, BRAKE	1		
11-29	P741-8007-00	SHOE, BRAKE	1		

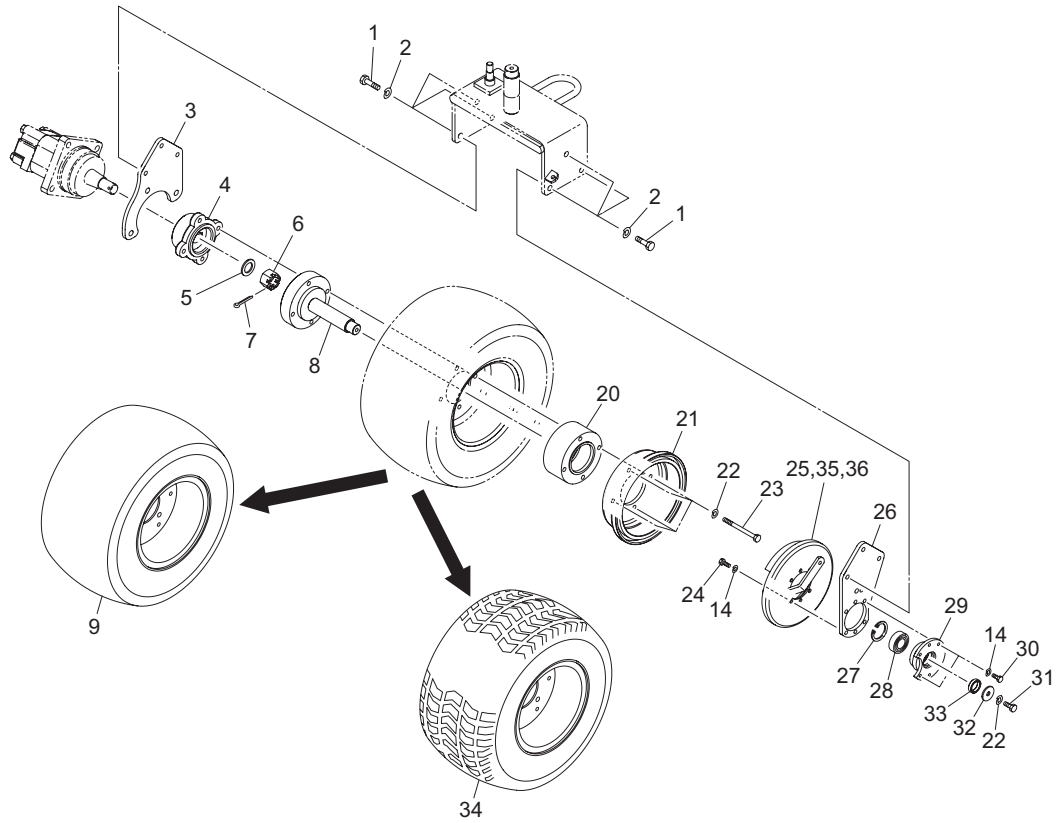
12. Rear wheel & Brake section C for 3WD

LM315GC



LM315GC_A12_z03

Cat No.	Code No.	Part name	Qty	Remark	SN of application
12-1	K0200120002	WASHER, SPRING M12	6		
12-2	K0000120252	BOLT, M12-25	6		
12-3	LM315GB1803ZD	BRACKET, REAR WHEEL (RH)	1		
12-4	K216000012D	MOUNT, FRONT TIRE M10	1		
12-5	K5073225402	WASHER, SPHC 3.2-25-40	1		
12-6	K0138240002	NUT, HIGH SLOTTED P1.5 M24	1		
12-7	K0300050452	PIN, COTTER M5-45	1		
12-8	LM315W-0208A2	SHAFT, REAR WHEEL	1		
12-9	K2040000110	TIRE ASSY, SO18*9.5-8	1	SO Tire	
12-10					
12-11					
12-12					
12-13					
12-14	K0200080002	WASHER, SPRING M8	12		
12-15					
12-16					
12-17					
12-18					
12-19					
12-20	LM315W-0209Z2	MOUNT, BRAKE DRUM	1		
12-21	K6909000202	DRUM, BRAKE 181	1		
12-22	K0200100002	WASHER, SPRING M10	5		
12-23	K0013101202	BOLT, HT M10-120	4		
12-24	K0010080252	BOLT, HT M8-25	4		
12-25	K1720000080	BRAKE ASSY, W/LEVER	1		
12-26	LM315GB1802ZD	PLATE, MOUNTING BRAKE	1		
12-27	K0402052001	RING, RETAINING R M52	1		
12-28	K0613062050	BEARING, BALL SEAL 2RDC3 6205	1		
12-29	K6202000282	HOUSING, REAR WHEEL	1		
12-30	K0000080202	BOLT, M8-20	2		

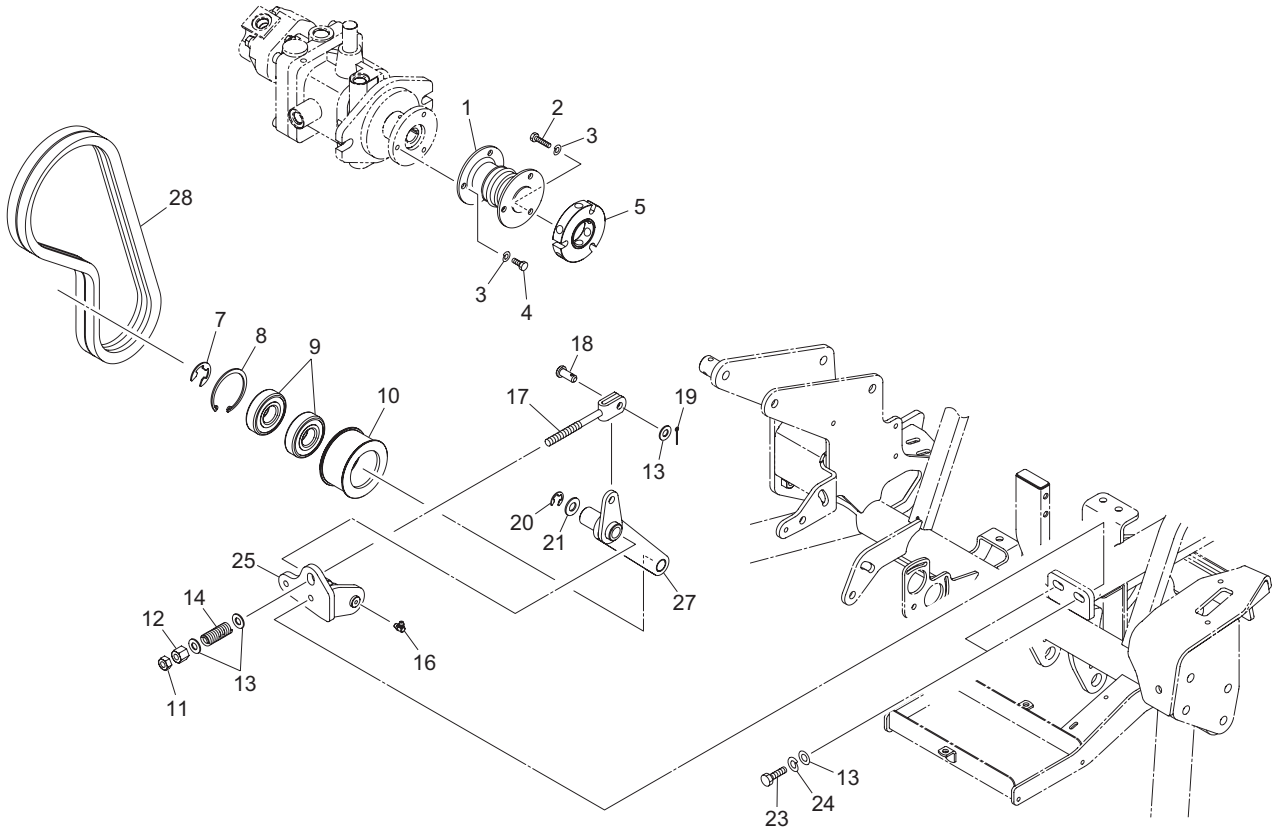


LM315GC_A12_z03

Cat No.	Code No.	Part name	Qty	Remark	SN of application
12-31	K0000100202	BOLT, M10-20	1		
12-32	K5073210352	WASHER, SPHC 3.2-10-35	1		
12-33	K6212001292	COLLAR, STKM 25.2-328	1		
12-34	K2040000820	TIRE ASSY, PD18*8.50-8 (RH)	1	PD Tire	
12-35	P741-8005-00	SHOE, BRAKE	1		
12-36	P741-8007-00	SHOE, BRAKE	1		

13. Engine section A (Tension pulley / Pump joint)

LM315GC

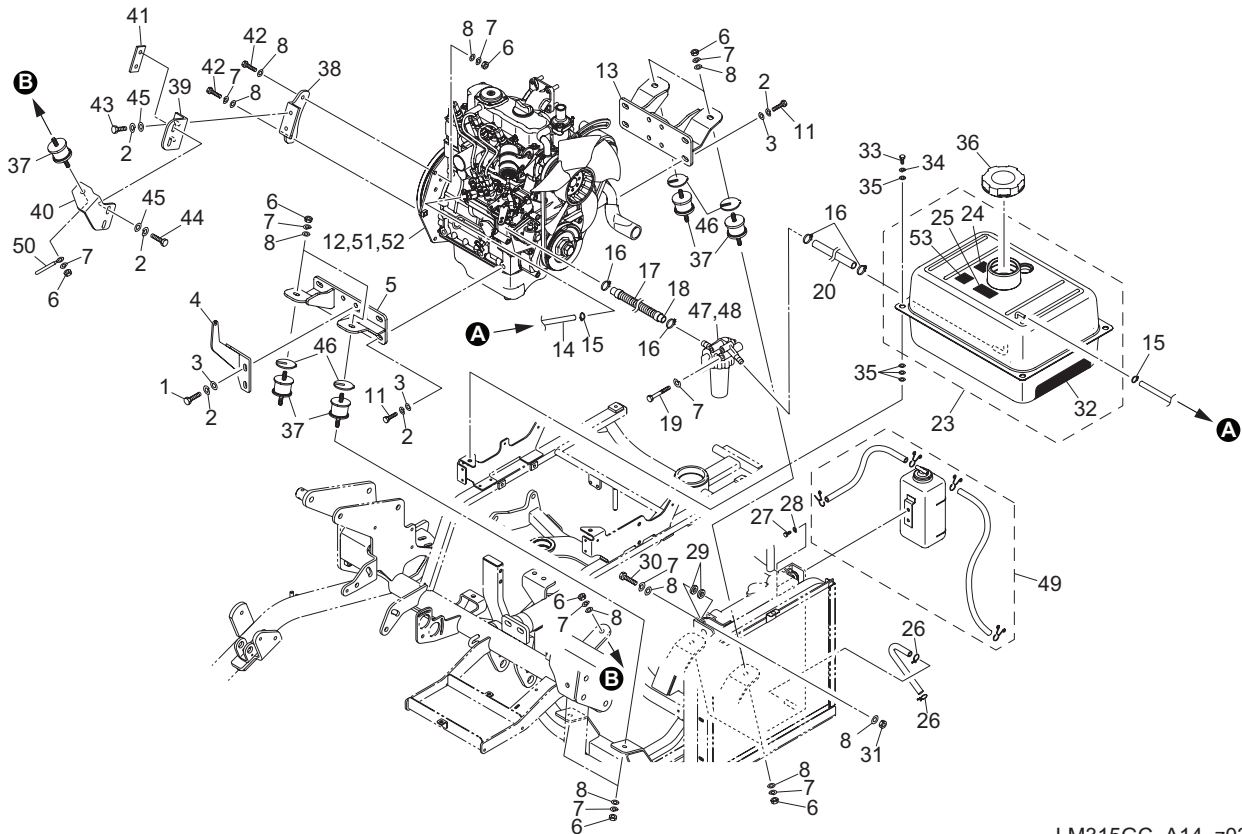


LM315GC_A13_z01

Cat No.	Code No.	Part name	Qty	Remark	SN of application
13-1	K1620000280	JOINT, TBJ20DF	1		
13-2	K0010080302	BOLT, HT M8-30	3		
13-3	K0200080002	WASHER, SPRING M8	14		
13-4	K0010080152	BOLT, HT M8-15	3		
13-5	LM315GC0603Z0	COLLAR, BELT	1		
13-6					
13-7	K0400019002	RING, RETAINING E M19	1		
13-8	K0402062001	RING, RETAINING R M62	1		
13-9	K0612063050	BEARING, BALL SEAL 2RD 6305	2		
13-10	K2471400802	PULLEY, TENSION 4080	1		
13-11	K0100100002	NUT, M10	1		
13-12	K0149107152	NUT, HIGH M10-17-15	1		
13-13	K5000100002	WASHER, M10	5		
13-14	K1000000048	SPRING, COMPRESSION M3.2-16.9-60	1		
13-15					
13-16	K1440000020	GREASE NIPPLE, 90 TYPE C	1		
13-17	K7303000092	ADJUSTER, LEVER	1		
13-18	K6031100258	PIN, FLAT HEAD HT M10-25	1		
13-19	K0300025202	PIN, COTTER M2.5-20	1		
13-20	K0400012002	RING, RETAINING E M12	1		
13-21	K5011016222	WASHER, SPCC 1-16-22	1		
13-22					
13-23	K0000100302	BOLT, M10-30	2		
13-24	K0200100002	WASHER, SPRING M10	2		
13-25	LM315GC0604AD	FULCRUM, TENSION	1		
13-26					
13-27	LM315GC0605BD	LEVER, TENSION	1		
13-28	K2374220390	BELT, COGGED H-PX SB39-2(SET OF 2PCS)	1		

14. Engine section B

LM315GC

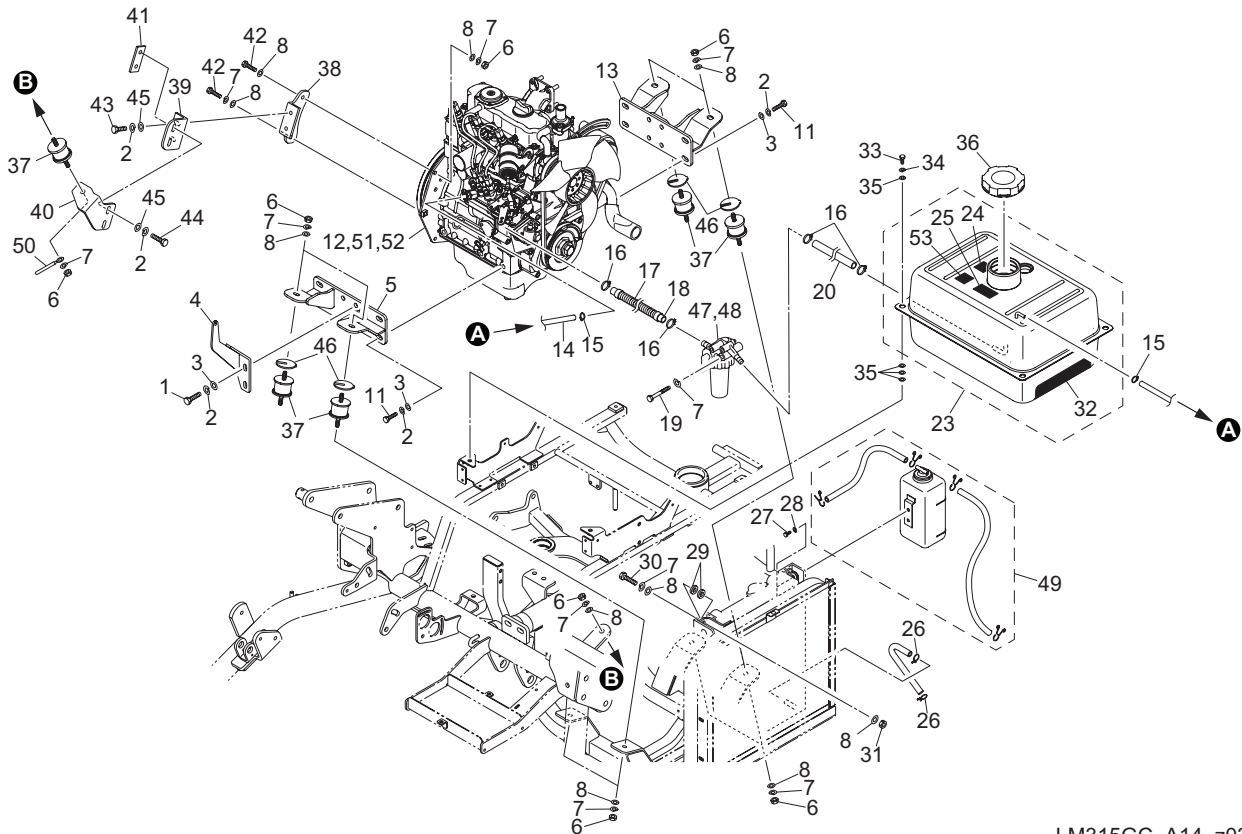


LM315GC_A14_z03

Cat No.	Code No.	Part name	Qty	Remark	SN of application
14-1	K0011100302	BOLT, HT P1.25 M10-30	2		
14-2	K0200100002	WASHER, SPRING M10	10		
14-3	K5000100002	WASHER, M10	10		
14-4	LM315GC0810ZD	MOUNT, WIRE	1		
14-5	LM315GC0803AD	METAL, DIESEL ENGINE MOUNT B	1		
14-6	K0100080002	NUT, M8	8		
14-7	K0200080002	WASHER, SPRING M8	11		
14-8	K5000080002	WASHER, M8	10		
14-9					
14-10					
14-11	K0017100252	BOLT, SMALL HT P1.25 M10-25	8		
14a-12	K2691000410	ENGINE, KUBOTA D722-E4B-LMKY-1	1		
14-13	LM315GC0802AD	METAL, DIESEL ENGINE MOUNT A	1		
14-14	K3182005700	HOSE, FUEL 4*1B570	1		
14-15	K4260000150	CLAMP, HOSE 12	2		
14-16	K4260000172	CLAMP, HOSE KS-11-19	4		
14-17	K3195008000	TUBE, CORRUGATED 15-800	1		
14-18	K3180009000	HOSE, FUEL 8*1B900	1		
14-19	K0000080602	BOLT, M8-60	1		
14-20	K3180002700	HOSE, FUEL 8*1B270	1		
14-21					
14-22					
14-23	LM315GC0820B0	TANK COMP, FUEL D TYPE	1		
14-24	K4209001460	DECAL, DIESEL FUEL	1		
14-25	K4205001940	DECAL, DANGER "NO FIRE"	1		
14-26	K4260000130	CLAMP, HOSE 14	2		
14-27	K0000060152	BOLT, M6-15	2		
14-28	K0200060002	WASHER, SPRING M6	2		
14-29	K4030208180	RUBBER, WASHER 818	4		
14-30	K0000080252	BOLT, M8-25	2		

14. Engine section B

LM315GC

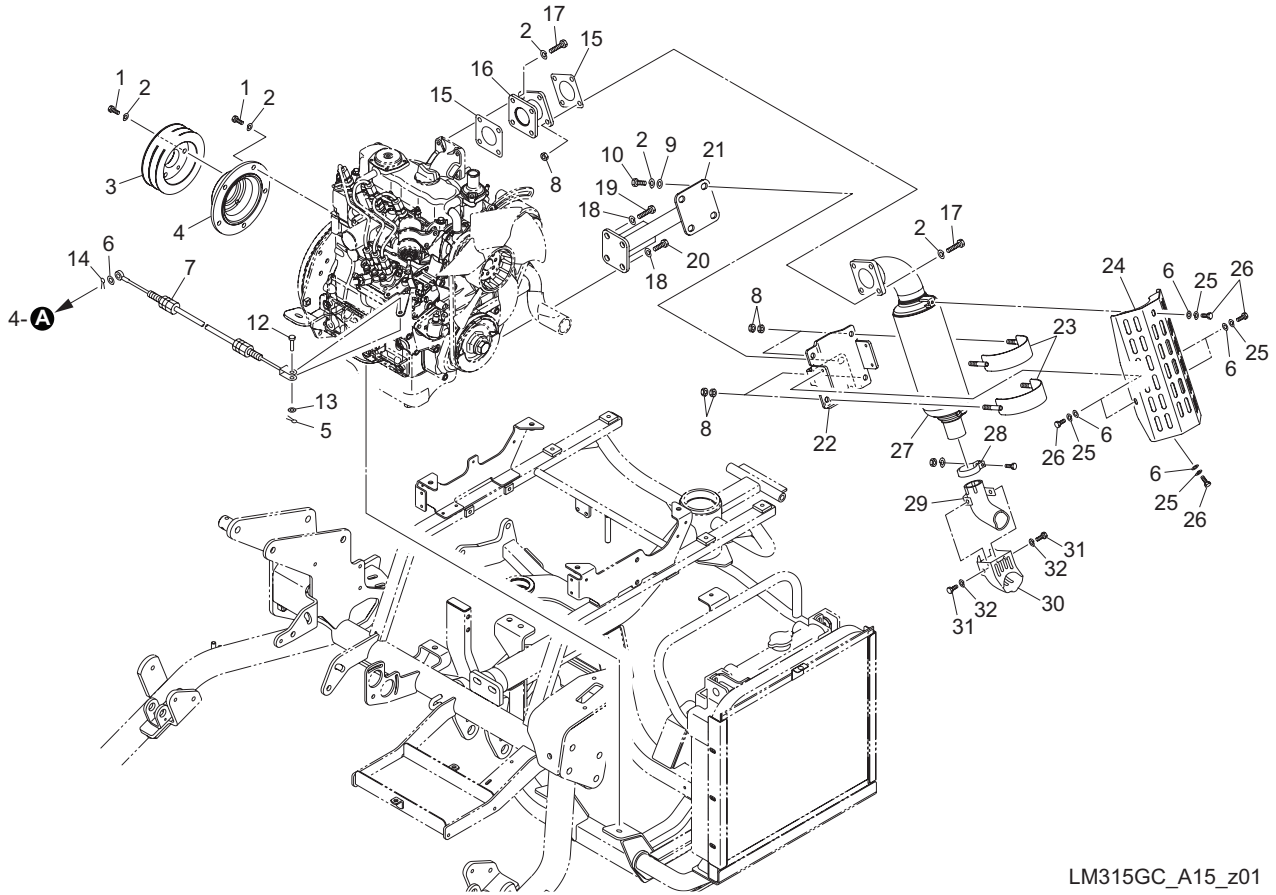


LM315GC_A14_z03

Cat No.	Code No.	Part name	Qty	Remark	SN of application
14-31	K0144080002	NUT, W/F-RING M8	2		
14-32	LM315GC0616Z0	BOARD, ADIABATIC 1.6-365-485	1		
14-33	K0020080250	BOLT, SUS M8-25	4		
14-34	K0201080000	WASHER, SUS SPRING M8	4		
14-35	K5009080000	WASHER, SUS M8	24		
14-36	K1410000160	PLUG, FUEL TANK U	1		
14-37	K4042000110	RUBBER, VIBRATION PROOF KA-40-33H	5		
14-38	LM315GC0821ZD	PLATE, CLAMPING A	1		
14-39	LM315GC0822ZD	PLATE, CLAMPING B	1		
14-40	LM315GC0823ZD	PLATE, CLAMPING C	1		
14-41	K514200064D	PLATE, 2-M10 6-22-35	1		
14-42	K0010080252	BOLT, HT M8-25	2		
14-43	K0000100202	BOLT, M10-20	2		
14-44	K0000100302	BOLT, M10-30	2		
14-45	K5073210262	WASHER, SPHC 3.2-10-26	4		
14-46	LM315GC0618Z2	SPACER, 1	0-20		
14-47	PF1G313-4301-0	FILTER ASSY, FUEL	1		
14-48	PF1G313-4356-0	ELEMENT ASSY, FUEL	1		
14-49	PF19839-7240-0	TANK ASSY, RESERVE	1		
14-50	K4281000020	CLAMP, HARNESS 8.5 80	1		
14-51	PF1J090-3243-0	FILTER, OIL CARTRIDGE	1		
14-52	PF16883-9701-0	V BELT	1		
14-53	K4209001330	DECAL, DIESEL FUEL INDICATION	1		

15. Engine section C

LM315GC

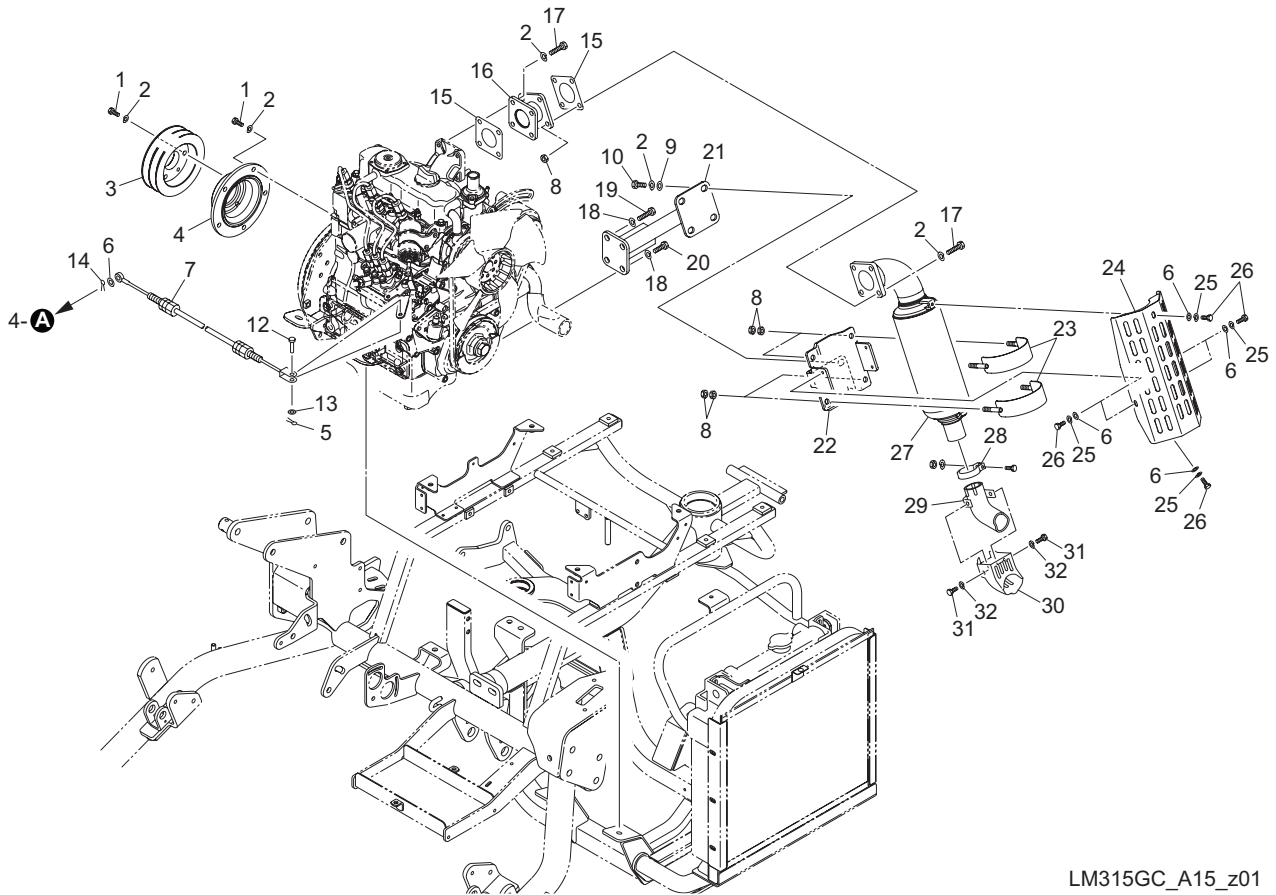


LM315GC_A15_z01

Cat No.	Code No.	Part name	Qty	Remark	SN of application
15-1	K0010080202	BOLT, HT M8-20	8		
15-2	K0200080002	WASHER, SPRING M8	23		
15-3	LM315GC0811ZD	PULLEY, DIESEL ENGINE	1		
15-4	LM315GC0812Z2	MOUNT, PULLEY	1		
15-5	K0300020202	PIN, COTTER M2-20	1		
15-6	K5000060002	WASHER, M6	7		
15-7	K1110148400	WIRE, THROTTLE 1484	1		
15-8	K0100080002	NUT, M8	12		
15-9	K5000080002	WASHER, M8	5		
15-10	K0000080152	BOLT, M8-15	6		
15-11					
15-12	K6030050152	PIN, FLAT HEAD M5-15	1		
15-13	K5000050002	WASHER, M5	1		
15-14	K0300016122	PIN, COTTER M1.6-12	1		
15-15	PF15263-1237-0	PACKING, MUFFLER NA	2		
15-16	LM315GC0809AU	BRACKET, MUFFLER JOINT	1		
15-17	K0000080252	BOLT, M8-25	8		
15-18	K0200100002	WASHER, SPRING M10	4		
15-19	K0000100202	BOLT, M10-20	2		
15-20	K0011100352	BOLT, HT P1.25 M10-35	2		
15-21	LM315GC0804AU	STAY, MUFFLER	1		
15-22	LM315GC0815ZU	BRACKET, MUFFLER	1		
15-23	LM315GC0817Z2	BAND, MUFFLER	2		
15-24	LM315GC0816ZU	COVER, MUFFLER	1		
15-25	K0200060002	WASHER, SPRING M6	6		
15-26	K0000060102	BOLT, M6-10	6		
15-27	PF15262-1211-0	MUFFLER	1		
15-28	PF14431-1243-0	BAND, PIPE	1		
15-29	PF14911-1241-2	PIPE, MUFFLER	1		
15-30	PF14911-1247-0	COVER, MUFFLER PIPE	1		

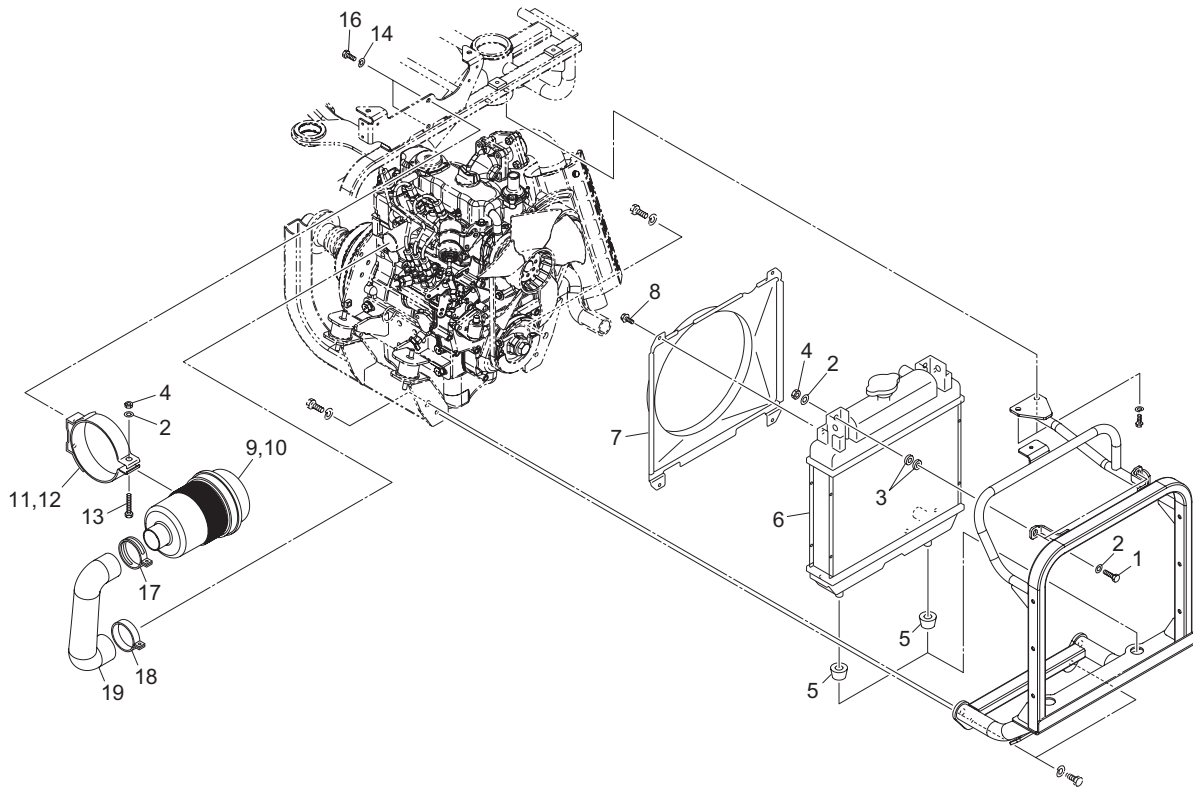
15. Engine section C

LM315GC



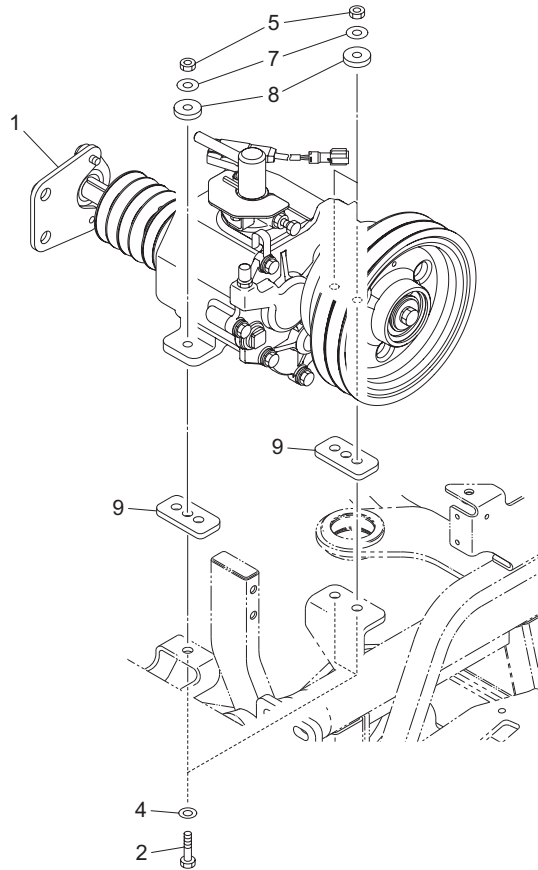
LM315GC_A15_z01

Cat No.	Code No.	Part name	Qty	Remark	SN of application
15-31	PF01053-50610	BOLT(10P)	2	One order unit is 10 pcs	
15-32	PF04512-5006-0	WASHER, SPRING(10P)	2	One order unit is 10 pcs	



LM315GC_AA15_z02

Cat No.	Code No.	Part name	Qty	Remark	SN of application
A15-1	K0000080252	BOLT, M8-25	2		
A15-2	K5000080002	WASHER, M8	3		
A15-3	K4030208180	RUBBER, WASHER 818	4		
A15-4	K0144080002	NUT, W/F-RING M8	3		
A15-5	PF34070-1603-0	RUBBER (RADIATOR MOUNT)	2		
A15-6	PF6C120-5850-2	RADIATOR ASSY	1		
A15-7	PF1K192-7233-3	SHROUD, FAN	1		
A15-8	PF01754-50612	BOLT, FLANGED	4		
A15-9	PF67980-5830-6	AIR CLEANER ASSY	1		
A15-10	PFK7311-8239-2	ELEMENT (PRIMARY)	1		
A15-11	PF15381-1125-0	BAND, AIR CLEANER	1		
A15-12	PF15371-1187-0	CUSHION	1		
A15-13	K0000080502	BOLT, M8-50	1		
A15-14	K0200080002	WASHER, SPRING M8	1		
A15-15					
A15-16	K0000080152	BOLT, M8-15	1		
A15-17	PF15221-1172-0	BAND, PIPE	1		
A15-18	PF15261-1172-0	BAND, PIPE	1		
A15-19	PF16863-1162-0	HOSE, INLET	1		

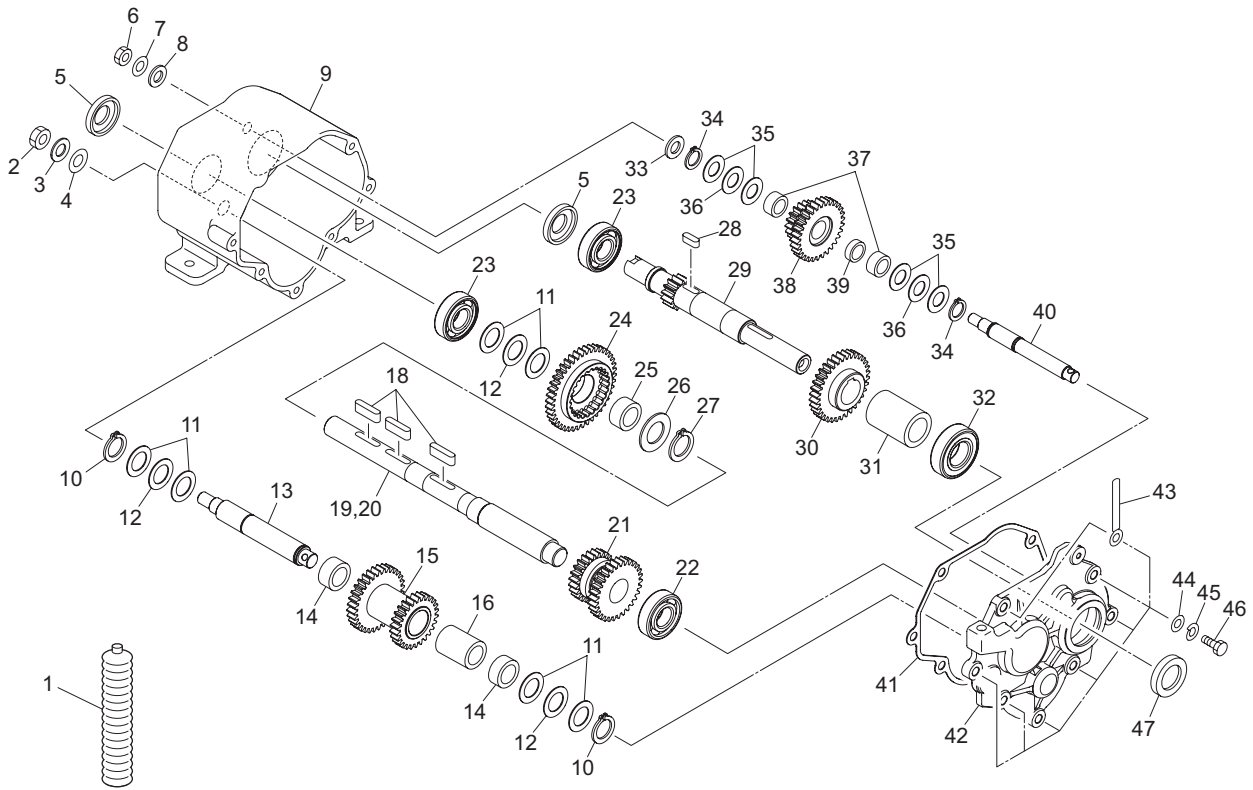


LM315GC_A16_z01

Cat No.	Code No.	Part name	Qty	Remark	SN of application
16-1	LM315GC1401D0	TRANSMISSION ASSY	1		
16-2	K0000080402	BOLT, M8-40	3		
16-3					
16-4	K5000080002	WASHER, M8	3		
16-5	K0144080002	NUT, W/F-RING M8	3		
16-6					
16-7	K5012308242	WASHER, SPCC 2.3-8-24	3		
16-8	K4031000340	RUBBER, VIBRATION PROOF 5-CR824	3		
16-9	K4033000580	RUBBER, VIBRATION PROOF 5-3054	2		

17. Transmission section B

LM315GC

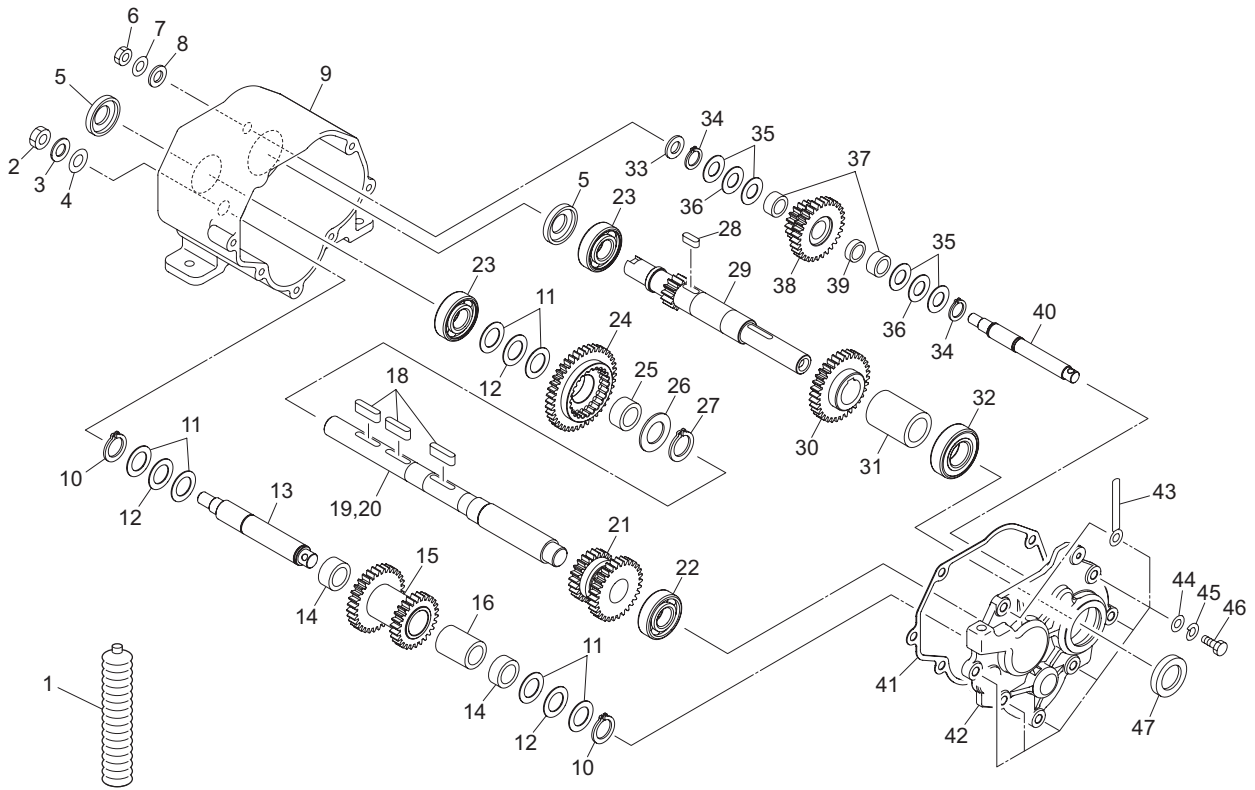


LM315GC_A17_z02

Cat No.	Code No.	Part name	Qty	Remark	SN of application
17-1	K2922100400	GREASE, PYRONOC CC NO.1 400G	400g		
17-2	K0100120002	NUT, M12	1		
17-3	K0213120002	WASHER, DISK SPRING 1H M12	1		
17-4	K5000120002	WASHER, M12	1		
17-5	K0812040070	OIL SEAL, MHS20407	2		
17-6	K0100100002	NUT, M10	1		
17-7	K5000100002	WASHER, M10	1		
17-8	K0213100002	WASHER, DISK SPRING 1H M10	1		
17-9	LM315GC1402Z0	GEARCASE	1		
17-10	K0401020001	RING, RETAINING S M20	2		
17-11	K5021020320	WASHER, NBS55 1-20-32	6		
17-12	K5051020320	WASHER, C5191P 1-20-32	3		
17-13	LM315GC1410Z0	COUNTERSHAFT B	1		
17-14	K0702026120	BEARING, NEEDLE KT202612 C3	2		
17-15	LM315GC1411Z0	GEAR, 26-/32-TEETH	1		
17-16	K6212000180	COLLAR, STKM 20.2-25.4-40	1		
17-17					
17-18	K0500505350	KEY, BOTH ROUND M5-535.5	3		
17-19					
17-20	LM315GC1412B8	SHAFT, OUTLET	1		
17-21	LM315GC1413Z0	GEAR, 30-/24-TEETH	1		
17-22	K0601062040	BEARING, BALL C3 6204	1		
17-23	K0606062040	BEARING, BALL SEAL RS 6204	2		
17-24	LM315GC1414Z0	GEAR, 42-TEETH	1		
17-25	K0702329130	BEARING, NEEDLE KT232913 C3	1		
17-26	K5052023400	WASHER, C5191P 2-23-40	1		
17-27	K0401023001	RING, RETAINING S M23	1		
17-28	K0500707200	KEY, BOTH ROUND M7-720	1		
17-29	LM315GC1407Z0	SHAFT, #1 W/14-TEETH GEAR	1		
17-30	LM315GA1504Z0	GEAR, 34-TEETH FOR #1-SHAFT	1		

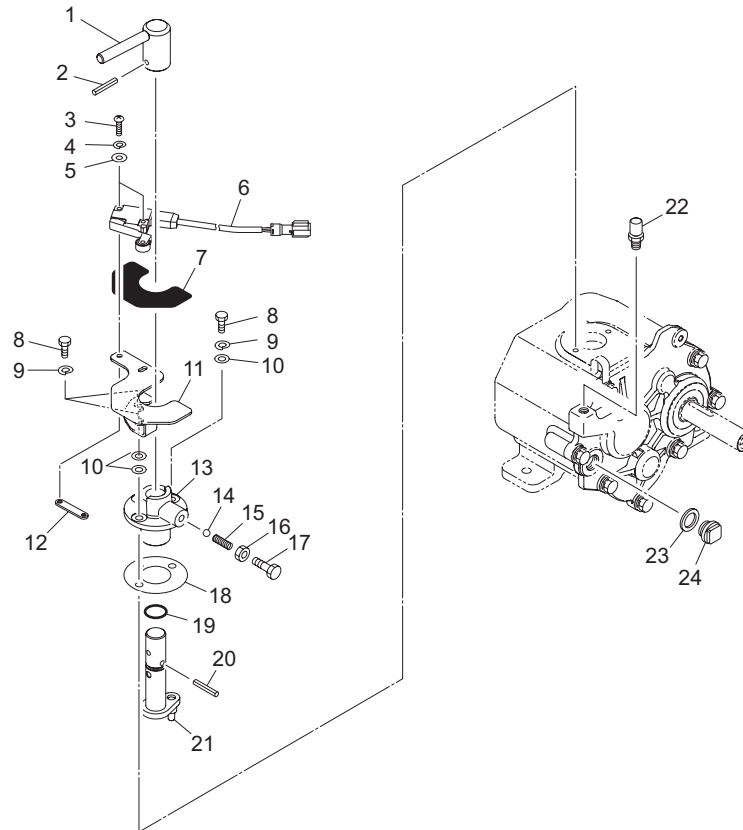
17. Transmission section B

LM315GC



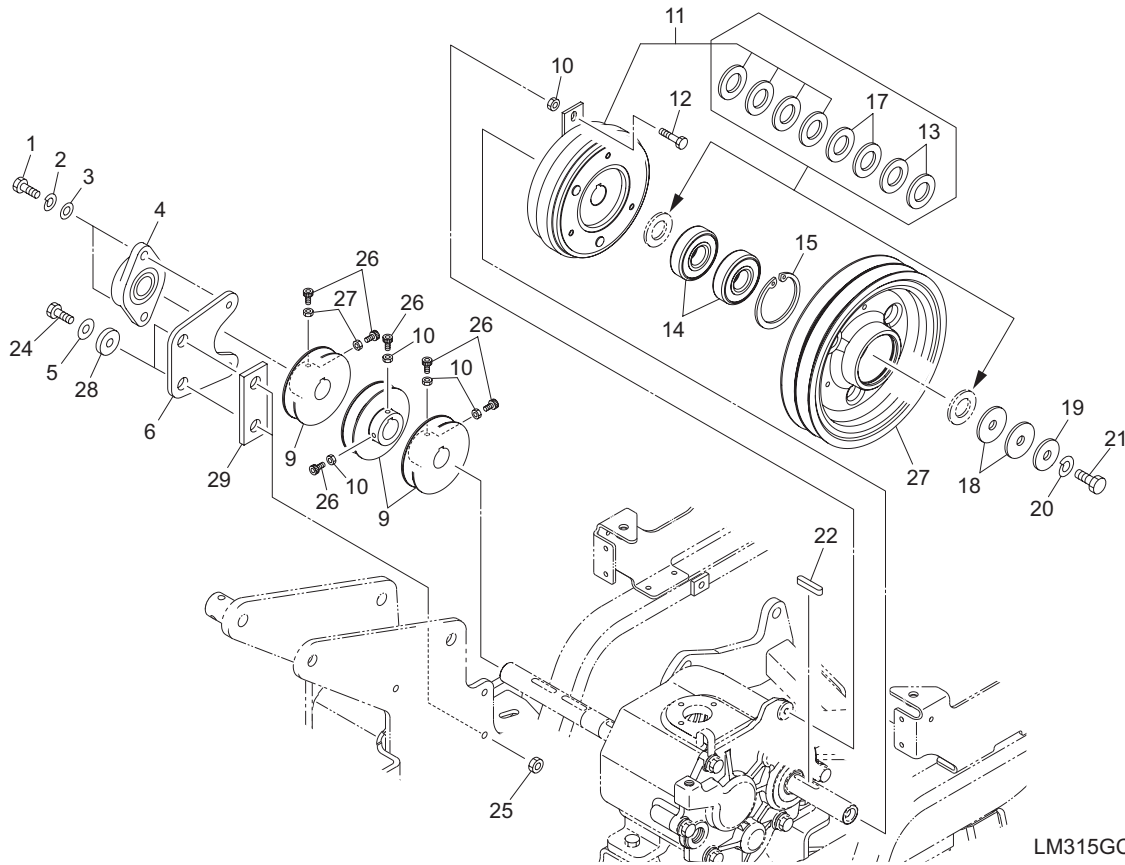
LM315GC_A17_z02

Cat No.	Code No.	Part name	Qty	Remark	SN of application
17-31	K6212004240	COLLAR, STKM 25.2-32-43.3	1		
17-32	K0606062050	BEARING, BALL SEAL RS 6205	1		
17-33	K5012312222	WASHER, SPCC 2.3-12-22	1		
17-34	K0401015001	RING, RETAINING S M15	2		
17-35	K5021015280	WASHER, NBS55 1-15-28	4		
17-36	K5051015280	WASHER, C5191P 1-15-28	2		
17-37	K0701519100	BEARING, NEEDLE KT151910 C3	2		
17-38	LM315GC1409Z0	GEAR, 30-/18-TEETH	1		
17-39	K6212004250	COLLAR, STKM 15-18-5.5	1		
17-40	LM315GC1408Z0	COUNTERSHAFT A	1		
17-41	LM315GC1404Z0	PACKING, GEAR CASE	1		
17-42	LM315GC1403Z0	COVER, GEARCASE	1		
17-43	K4281000020	CLAMP, HARNESS 8.5 80	1		
17-44	K5000080002	WASHER, M8	7		
17-45	K0200080002	WASHER, SPRING M8	7		
17-46	K0000080302	BOLT, M8-30	7		
17-47	K0802545050	OIL SEAL, MH25455	1		



LM315GC_A18_z00

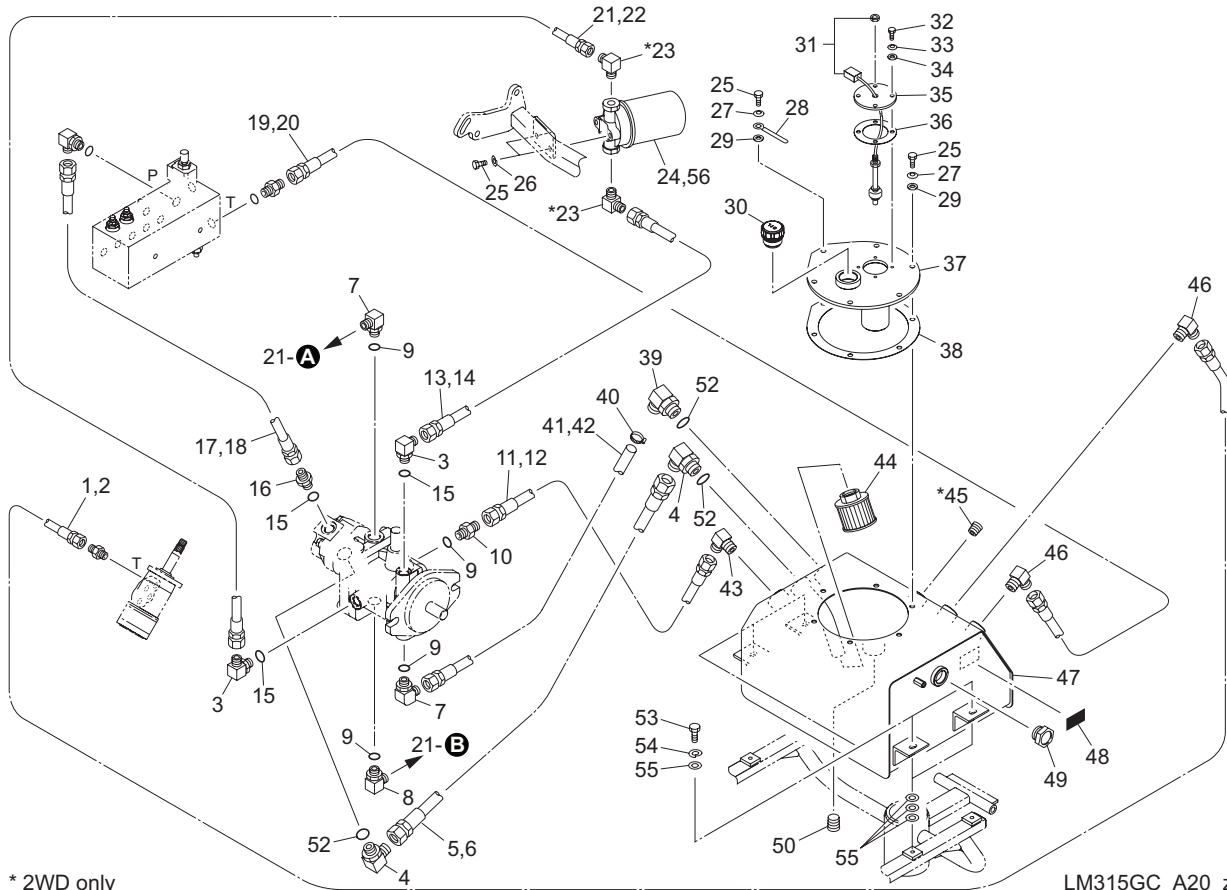
Cat No.	Code No.	Part name	Qty	Remark	SN of application
18-1	LM315GC1419BR	LEVER, SHIFTING	1		
18-2	K0320050451	PIN, SPRING M5-45	1		
18-3	K0042040252	SCREW, + ROUND HEAD M4-25	2		
18-4	K0200040002	WASHER, SPRING M4	2		
18-5	K5000040002	WASHER, M4	2		
18-6	K3670000160	SWITCH, LIMIT AZ3526	1		
18-7	LM315GC1418Z0	DECAL, POSITION	1		
18-8	K0000060202	BOLT, M6-20	3		
18-9	K0200060002	WASHER, SPRING M6	3		
18-10	K5000060002	WASHER, M6	3		
18-11	LM315GC1417ZR	PLATE, INDICATOIN	1		
18-12	LM315GC1420Z2	PLATE, MOUNTING SWITCH	1		
18-13	LM315GC1416A2	GUIDE, DRAWING BACK CRUTCH	1		
18-14	K1500635000	BALL, STEEL 6.35	1		
18-15	K1000000090	SPRING, COMPRESSION M1-6-18	1		
18-16	K0100080002	NUT, M8	1		
18-17	K0000080252	BOLT, M8-25	1		
18-18	LM150GB1546Z0	PACKING	1		
18-19	K0880015000	O-RING, P15	1		
18-20	K0320050221	PIN, SPRING M5-22	1		
18-21	LM315GC1415Z2	SHAFT, DIVERSION	1		
18-22	K1430000012	BREATHER, AIR PT 1/8	1		
18-23	K4010217250	PACKING, OIL-SHEET 2-17.525	1		
18-24	K1400000010-Y	GAUGE, OIL 18	1		



Cat No.	Code No.	Part name	Qty	Remark	SN of application
19-1	K0000080202	BOLT, M8-20	2		
19-2	K0200080002	WASHER, SPRING M8	2		
19-3	K5000080002	WASHER, M8	2		
19-4	K0663004000	BEARING, BALL W/RHOMBIC UFL 004	1		
19-5	K5012308242	WASHER, SPCC 2.3-8-24	2		
19-6	LM315GC1421ZD	PLATE, MOUNTING RHOMBIC FLANGE	1		
19-7					
19-8					
19-9	LM315G-0403A2	PULLEY, DRIVING	3		
19-10	K0100060002	NUT, M6	7		
19-11	K3800000040	CLUTCH, ELETROMAGNETIC	1		
19-12	K0000060302	BOLT, M6-30	1		
19-13	K5010520282	WASHER, SPCC 0.5-2028	2		
19-14	K0617063040	BEARING, BALL SEAL 2NSE 6304	2		
19-15	K0402052001	RING, RETAINING R M52	1		
19-16					
19-17	K5010320282	WASHER, SPCC 0.3-20-28	2		
19-18	K5073220352	WASHER, SPHC 3.2-20-35	2		
19-19	K5073210352	WASHER, SPHC 3.2-10-35	1		
19-20	K0200100002	WASHER, SPRING M10	1		
19-21	K0000100202	BOLT, M10-20	1		
19-22	K0500606350	KEY, BOTH ROUND M6-635.5	1		
19-23					
19-24	K0000080402	BOLT, M8-40	2		
19-25	K0100080002	NUT, M8	2		
19-26	K001A060151	BOLT, 13T W/HEX HOLE M6-15	6		
19-27	LM315GC1423AD	PULLEY, GEARCASE 160	1		
19-28	K4031000340	RUBBER, VIBRATION PROOF 5-CR824	2		
19-29	K4033000590	RUBBER, VIBRATION PROOF 5-3080	1		

20. Hydraulic section A (Hydraulic tank)

LM315GC



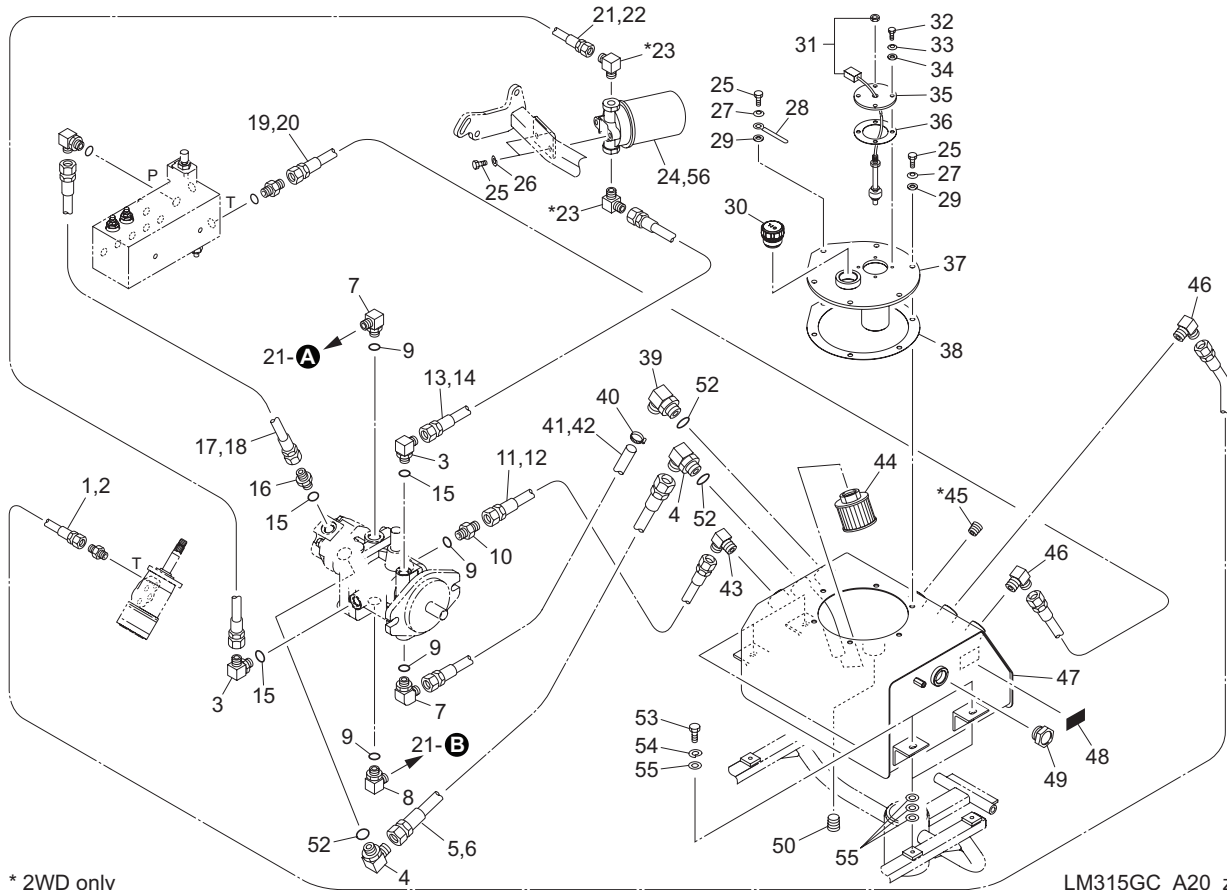
* 2WD only

LM315GC_A20_z01

Cat No.	Code No.	Part name	Qty	Remark	SN of application
20-1	K3101312130	HOSE, WP70-9-1-2130	1		
20-2	K3191019800	TUBE, SPIRAL SP-15-1980	1		
20-3	K3008000032-Y	ELBOW, ADJUSTABLE 90 1086-9	2		
20-4	K3008000052-Y	ELBOW, ADJUSTABLE 90 1086-19	2		
20-5	K3100610680	HOSE, WP35-19-1-680	1		
20-6	K3192005300	TUBE, SPIRAL SP20-530	1		
20-7	K3008000042-Y	ELBOW, ADJUSTABLE 90 1086-12	2		
20-8	K3008000462-Y	ELBOW, 90 ODD SIZED PF3/4*PF1/2	1		
20-9	K0881018000	O-RING, P18B	4		
20-10	K3009000092-Y	ADAPTER, PF1/2*PF1/2	1		
20-11	K3100420650	HOSE, WP35-12-2-650	1		
20-12	K3191005000	TUBE, SPIRAL SP-15 500	1		
20-13	K3101330230	HOSE, WP70-9-3-230	1		
20-14	K3191000800	TUBE, SPIRAL SP-15-80	1		
20-15	K0881014000	O-RING, P14B	3		
20-16	K3009000142-Y	ADAPTER, PF3/8PF3/8	1		
20-17	K3103330750	HOSE, WP140-9-3-750	1		
20-18	K3191006000	TUBE, SPIRAL SP-15 600	1		
20-19	K3101320800	HOSE, WP70-9-2-800	1		
20-20	K3191006500	TUBE, SPIRAL SP-15-650	1		
20-21	K3101330600	HOSE, WP70-9-3-600	1		
20-22	K3191004500	TUBE, SPIRAL SP-15 450	1		
20-23	K3006000022-Y	ELBOW, ODD SIZED PT1/2*PF3/8	2	2WD only	
20-24	K3412000010	FILTER, CARTRIDGE SP04	1		
20-25	K0000080202	BOLT, M8-20	8		
20-26	K0200080002	WASHER, SPRING M8	2		
20-27	K0210080002	SPRING, CONICAL DISC L M8	6		
20-28	K4281000020	CLAMP, HARNESS 8.5 80	1		
20-29	K0922080000	SEAL, WASHER 8WF	6		
20-30	K1310000180	CAP, OIL KRM-AB4-P	1		

20. Hydraulic section A (Hydraulic tank)

LM315GC



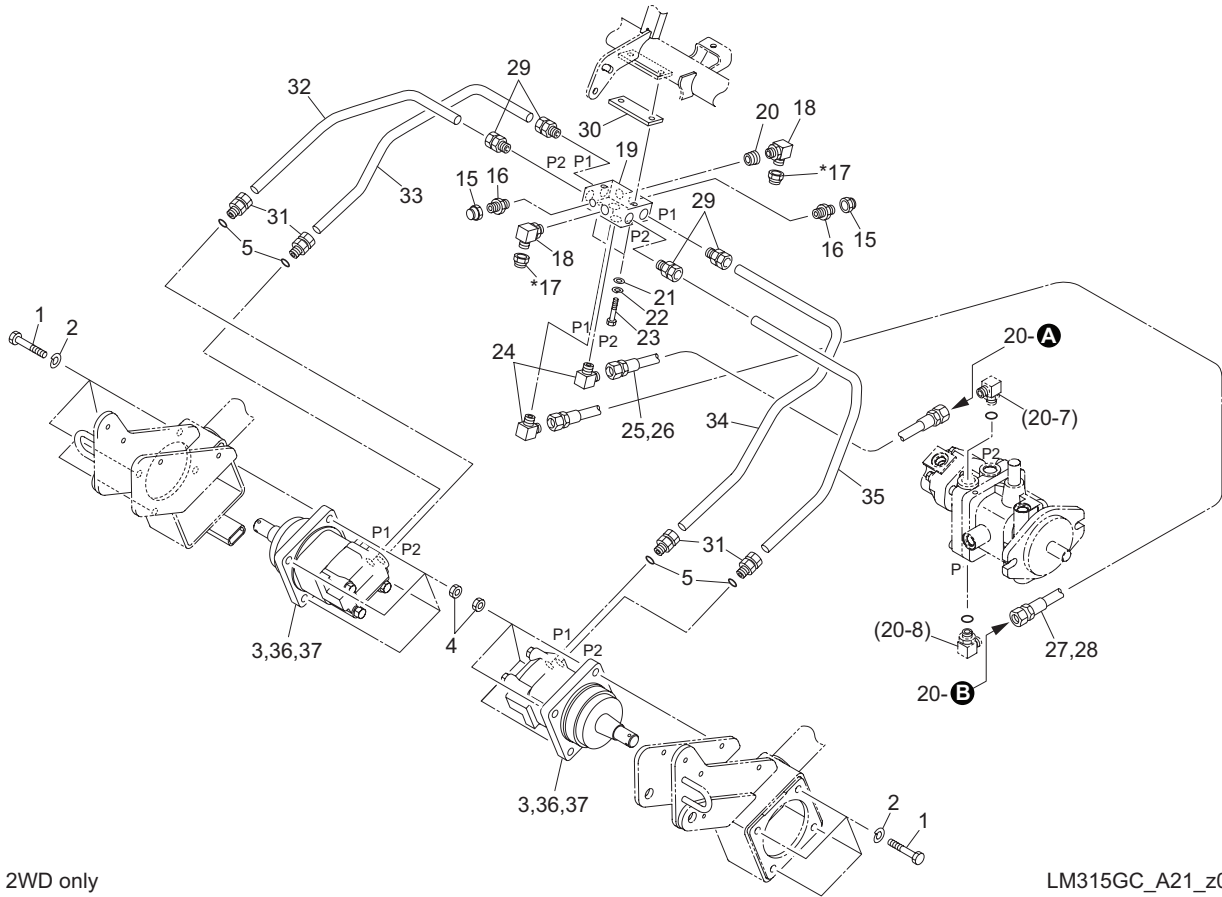
* 2WD only

LM315GC_A20_z01

Cat No.	Code No.	Part name	Qty	Remark	SN of application
20-31	K3720000130	SENSOR, LEVEL SWITCH	1		
20-32	K0000060152	BOLT, M6-15	4		
20-33	K0212060002	WASHER, DISK SPRING 1L M6	4		
20-34	K0922060000	SEAL, WASHER 6WF	4		
20-35	LM526--0809Z2-Y	BRACKET, OIL LEVEL SENSOR	1		
20-36	K4011000330	PACKING, OIL-SHEET 0.8-4575	1		
20-37	LM315GC1703Z2-Y	CAP, HYDRAULIC TANK	1		
20-38	LM318--0711Z0	PACKING	1		
20-39	K3008000832-Y	ELBOW, ADJUSTABLE 90 SFD11553	1		
20-40	K4260000210	CLAMP, HOSE JUBILEE BAND 1A	1		
20-41	LM315GC1708Z0	HOSE, SUCTION	1		
20-42	K3192007200	TUBE, SPIRAL SP-20 720	1		
20-43	K3001120002-Y	ELBOW, 90 1033-12	1		
20-44	K3413000050	FILTER, SUCTION SFT-06-150W	1		
20-45	K1422104001-Y	PLUG, TAPERED W/HEX HOLE T1 1/4	1	2WD only	
20-46	K3001090002-Y	ELBOW, 90 1033-9	2		
20-47	LM315GC1702ZD-Y	TANK, HYDRAULIC	1		
20-48	K4209000980	DECAL, HYDRAULIC OIL	1		
20-49	K1400000044-Y	GAUGE, OIL PF3/4 TYPE M	1		
20-50	K1422106001-Y	PLUG, TAPERED W/HEX HOLE T1 3/8	1		
20-51					
20-52	K0881024000	O-RING, P24B	3		
20-53	K0020080250	BOLT, SUS M8-25	4		
20-54	K0201080000	WASHER, SUS SPRING M8	4		
20-55	K5009080000	WASHER, SUS M8	16		
20-56	K3412000050	FILTER, FOR REPLACEMENT C-SP04-10	1		

21. Hydraulic section B (Front wheel motor)

LM315GC



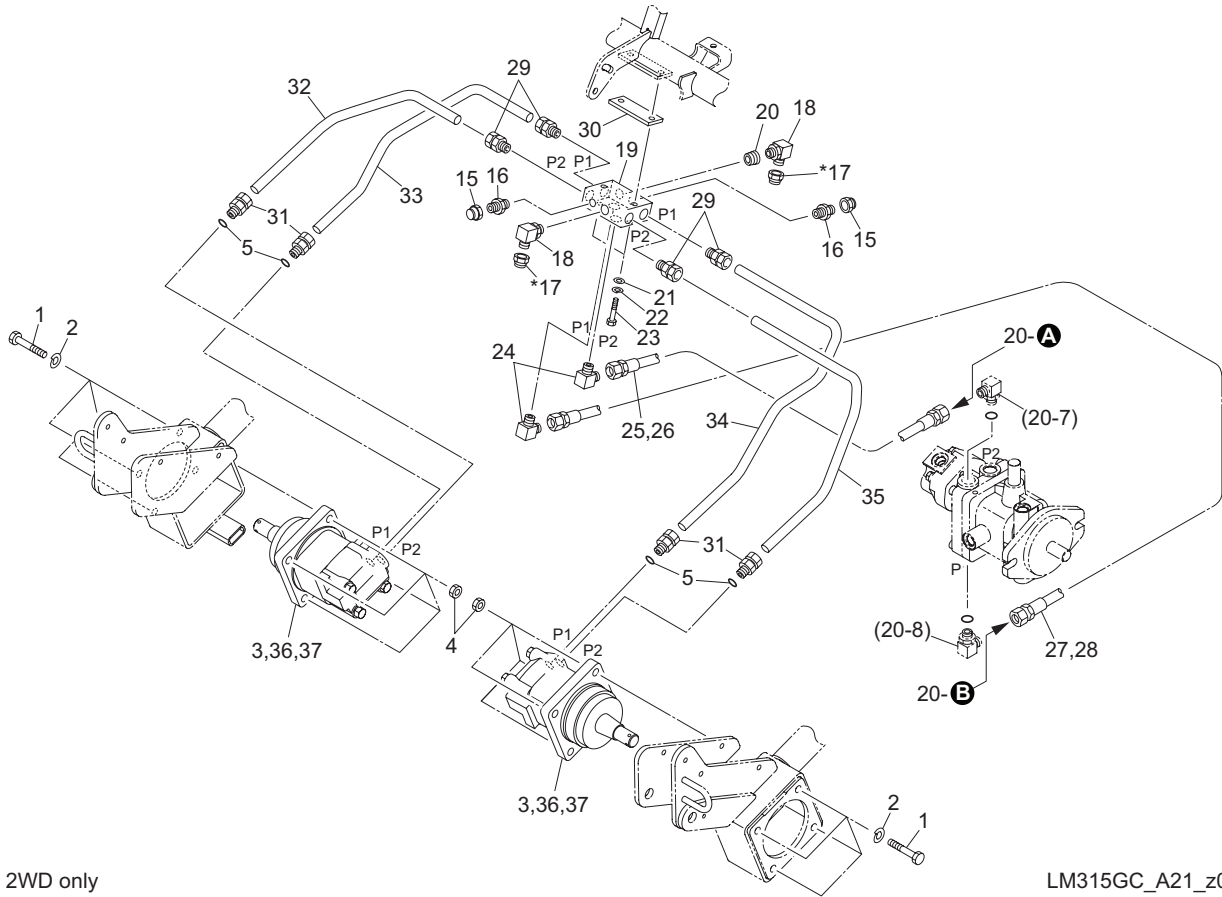
* 2WD only

LM315GC_A21_z02

Cat No.	Code No.	Part name	Qty	Remark	SN of application
21-1	K0000120402	BOLT, M12-40	8		
21-2	K0200120002	WASHER, SPRING M12	8		
21-3	K3291000100	MOTOR, WHEEL 2-125BS4V	2		
21-4	K0100120002	NUT, M12	8		
21-5	K0881018000	O-RING, P18B	4		
21-6					
21-7					
21-8					
21-9					
21-10					
21-11					
21-12					
21-13					
21-14					
21-15	K3008000482-Y	CAP, TAPPED FEMALE PF1/4	2		
21-16	K3000060002-Y	ADAPTER, 1013-6	2		
21-17	K3008000492-Y	CAP, TAPPED FEMALE PF3/8	2	2WD only	
21-18	K3001090002-Y	ELBOW, 90 1033-9	2		
21-19	SP05---0414A2-Y	MANIFOLD	1		
21-20	K1422202001-Y	PLUG, TAPERED W/ HEX. HOLE 1/8-2	1		
21-21	K5000080002	WASHER, M8	2		
21-22	K0200080002	WASHER, SPRING M8	2		
21-23	K0000080552	BOLT, M8-55	2		
21-24	K3001120002-Y	ELBOW, 90 1033-12	2		
21-25	K3105410330	HOSE, WP210-12-1-330	1		
21-26	K3191001800	TUBE, SPIRAL SP-15 180	1		
21-27	K3105430390	HOSE, WP210-12-3-390	1		
21-28	K3191002400	TUBE, SPIRAL SP-15 240	1		
21-29	K3026615081-Y	CONNECTOR, KCT 15-040E	4		
21-30	LM315GC1719ZD	PLATE, 2-32-69 W/ TAPPED DIA 9	1		

21. Hydraulic section B (Front wheel motor)

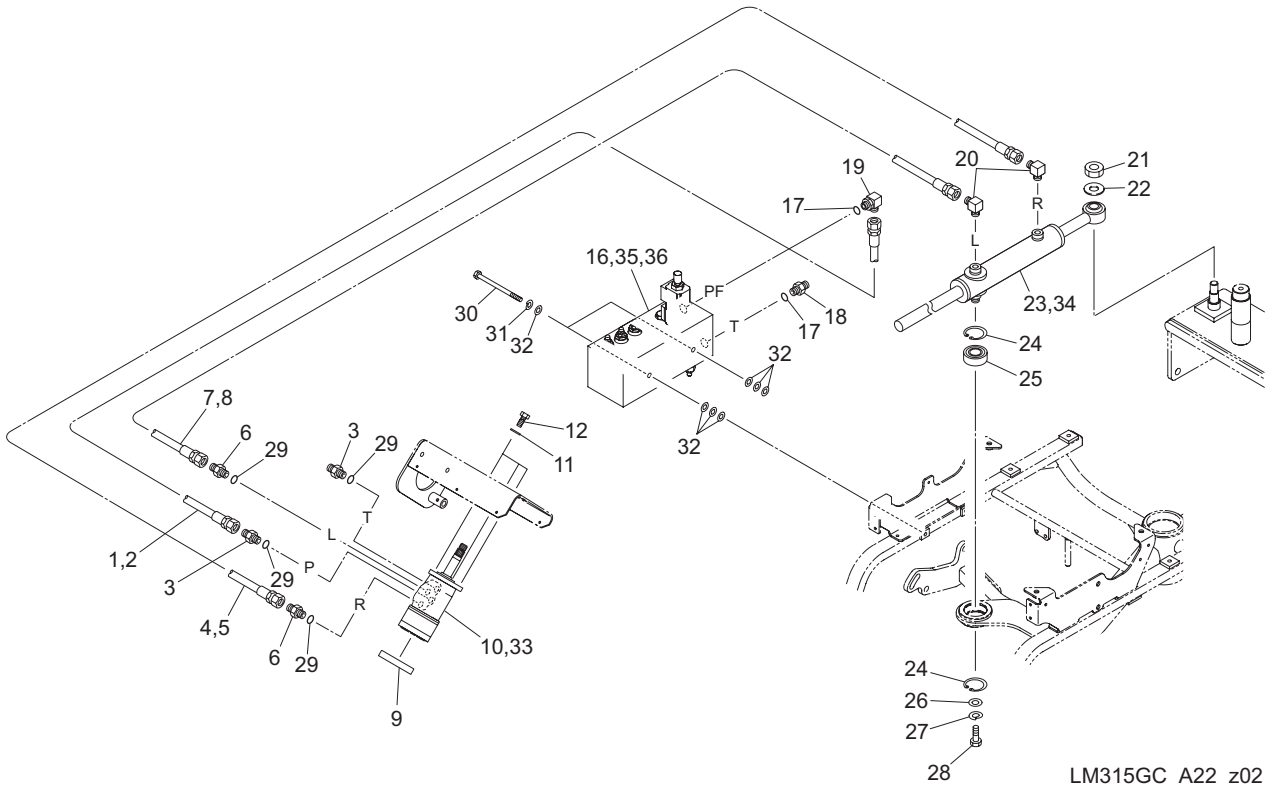
LM315GC



* 2WD only

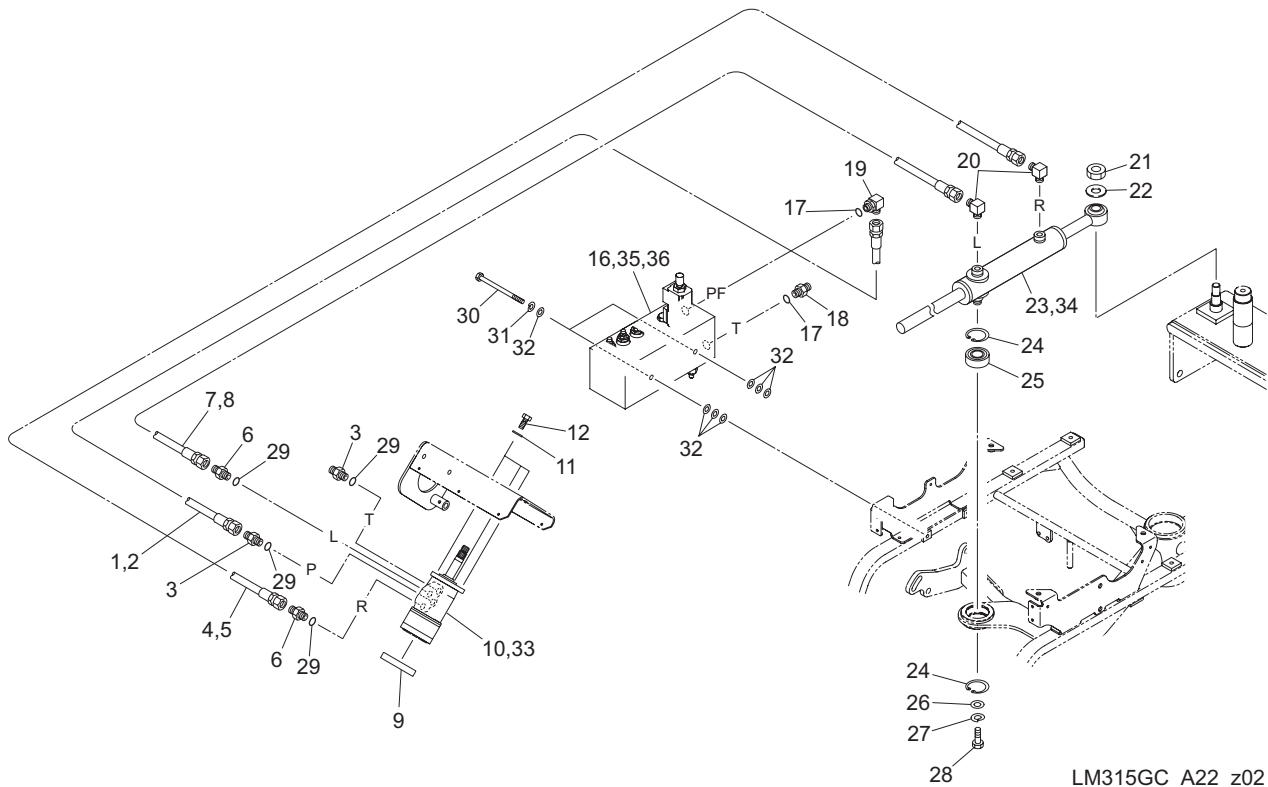
LM315GC_A21_z02

Cat No.	Code No.	Part name	Qty	Remark	SN of application
21-31	K3026315081-Y	CONNECTOR, KCO 15-040E	4		
21-32	LM315GC1715Z2	PIPE, A (RH)	1		
21-33	LM315GC1716Z2	PIPE, B (RH)	1		
21-34	LM315GC1717Z2	PIPE, A (LH)	1		
21-35	LM315GC1718Z2	PIPE, B (LH)	1		
21-36	Y61091S	SEAL KIT, ORBIT MOTOR 2000 (SHAFT)	2		
21-37	Y61090S	SEAL KIT, ORBIT MOTOR 2000 (REAR)	2		



LM315GC_A22_z02

Cat No.	Code No.	Part name	Qty	Remark	SN of application
22-1	K3103331420	HOSE, WP140-9-3-1420	1		
22-2	K3191012700	TUBE, SPIRAL SP-15-1270	1		
22-3	K3008000582-Y	CONNECTOR, ODD SIZED 1084-3/8-1/4-S	2		
22-4	K3103221720	HOSE, WP140-6-2-1720	1		
22-5	K3190015700	TUBE, SPIRAL SP-12 1570	1		
22-6	K3008000232-Y	CONNECTOR, W/O-RING PF1/4*PF1/4	2		
22-7	K3103211750	HOSE, WP140-6-1-1750	1		
22-8	K3190016000	TUBE, SPIRAL SP-12 1600	1		
22-9	LM315GB1111Z0	CAP	1		
22-10	K3294000130	STEERING CNTL UNIT, ORBITROL RU074	1		
22-11	K0210100002	SPRING, CONICAL DISC L M10	3		
22-12	K0001100252	BOLT, P1.25 M10-25	3		
22-13					
22-14					
22-15					
22-16	LM315GB0105Z0	VALVE, SOLENOID MODULE	1		
22-17	K0881014000	O-RING, P14B	2		
22-18	K3009000142-Y	ADAPTER, PF3/8PF3/8	1		
22-19	K3008000032-Y	ELBOW, ADJUSTABLE 90 1086-9	1		
22-20	K3001060002-Y	ELBOW, 90 1033-6	2		
22-21	K0145140002	NUT, W/F-RING M14 P1.5	1		
22-22	K0215140001	WASHER, DISK SPRING 2H M14	1		
22-23	K3213000380	CYLINDER, DOUBLE ACTING 40-170-495	1		
22-24	K0402042001	RING, RETAINING R M42	2		
22-25	K0612060040	BEARING, BALL SEAL 2RD 6004	1		
22-26	K5000100002	WASHER, M10	1		
22-27	K0200100002	WASHER, SPRING M10	1		
22-28	K0000100202	BOLT, M10-20	1		
22-29	K0881011000	O-RING, P11B	4		
22-30	K0039081400	BOLT, SUS M8-140	2		

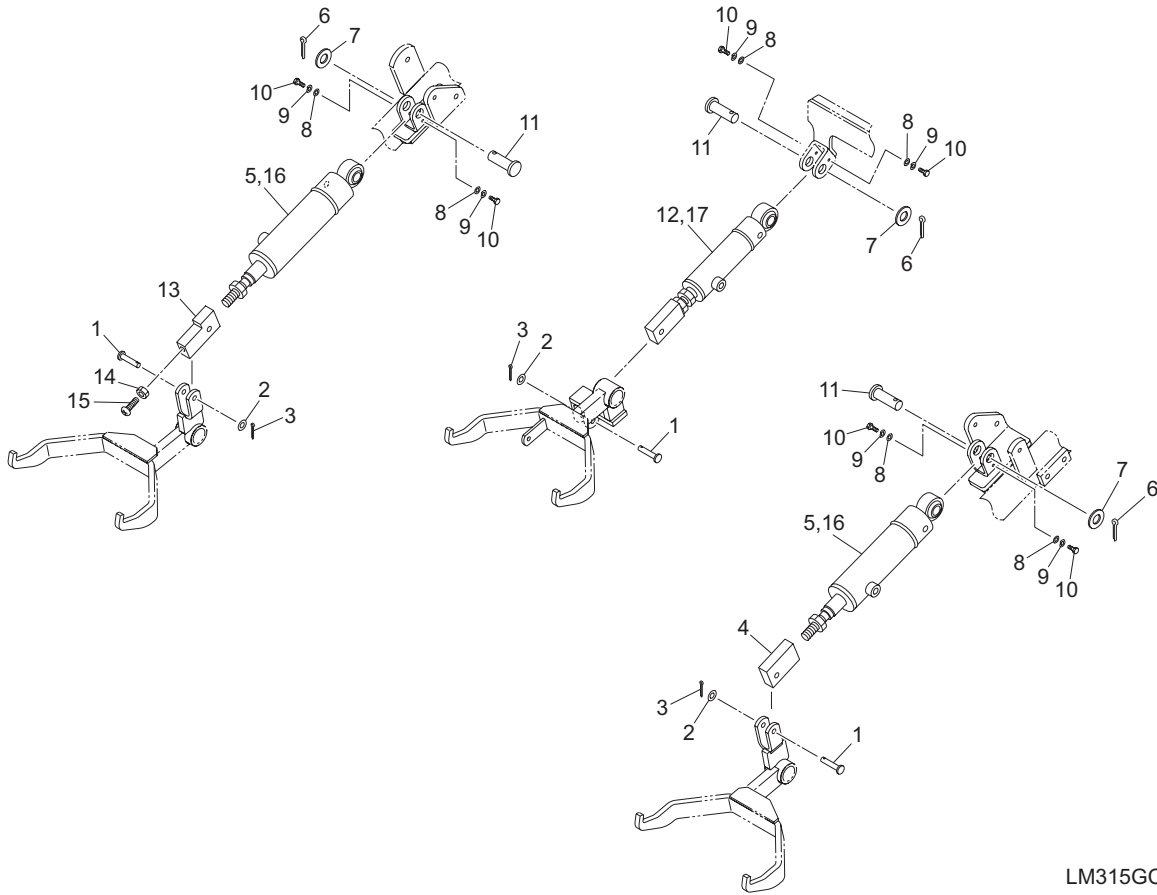


LM315GC_A22_z02

Cat No.	Code No.	Part name	Qty	Remark	SN of application
22-31	K0201080000	WASHER, SUS SPRING M8	2		
22-32	K5009080000	WASHER, SUS M8	8		
22-33	YBM0063A	SEAL KIT, ORBITROL RU074	1		
22-34	YIS-40F-SK	SEAL KIT, CYLINDER	1		
22-35	YSK3-0078N-1	SEAL KIT, SOLENOID VALVE YGS02-5710	1		
22-36	YSK3-0501N-1	SEAL KIT, PRIORITY VALVE J02D3	1		

23. Hydraulic section D (Mower cylinder)

LM315GC

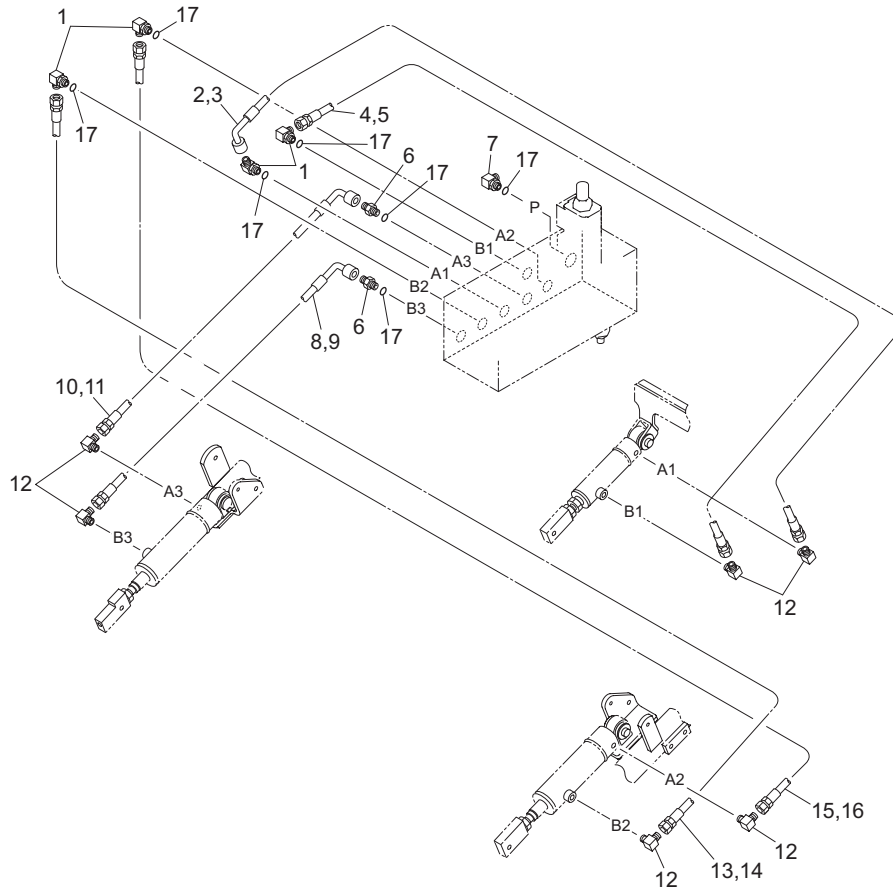


LM315GC_A23_z02

Cat No.	Code No.	Part name	Qty	Remark	SN of application
23-1	K6034000010	PIN, SUS FLAT HEAD M8-28	3		
23-2	K5000080002	WASHER, M8	3		
23-3	K0300025202	PIN, COTTER M2.5-20	3		
23-4	LM315GC1712ZD	HEAD, CYLINDER	1		
23-5	K3213000360	CYLINDER, DOUBLE ACTING 40-75-286	2		
23-6	K0300032252	PIN, COTTER M3.2-25	3		
23-7	K5011016222	WASHER, SPCC 1-16-22	3		
23-8	K5000050002	WASHER, M5	6		
23-9	K0200050002	WASHER, SPRING M5	6		
23-10	K0000050122	BOLT, M5-12	6		
23-11	K6030160452	PIN, FLAT HEAD M16-43	3		
23-12	K321200022D	CYLINDER, 30-65 255	1		
23-13	LM315GC1723ZD	HEAD, CYLINDER (RH)	1		
23-14	K0100080002	NUT, M8	1		
23-15	K0045080402	SCREW, + TRUSS HEAD M8-40	1		
23-16	YIS-40A-SK	SEAL KIT, CYLINDER	2		
23-17	YIS-30A-SK	SEAL KIT, CYLINDER	1		

24. Hydraulic section E

LM315GC

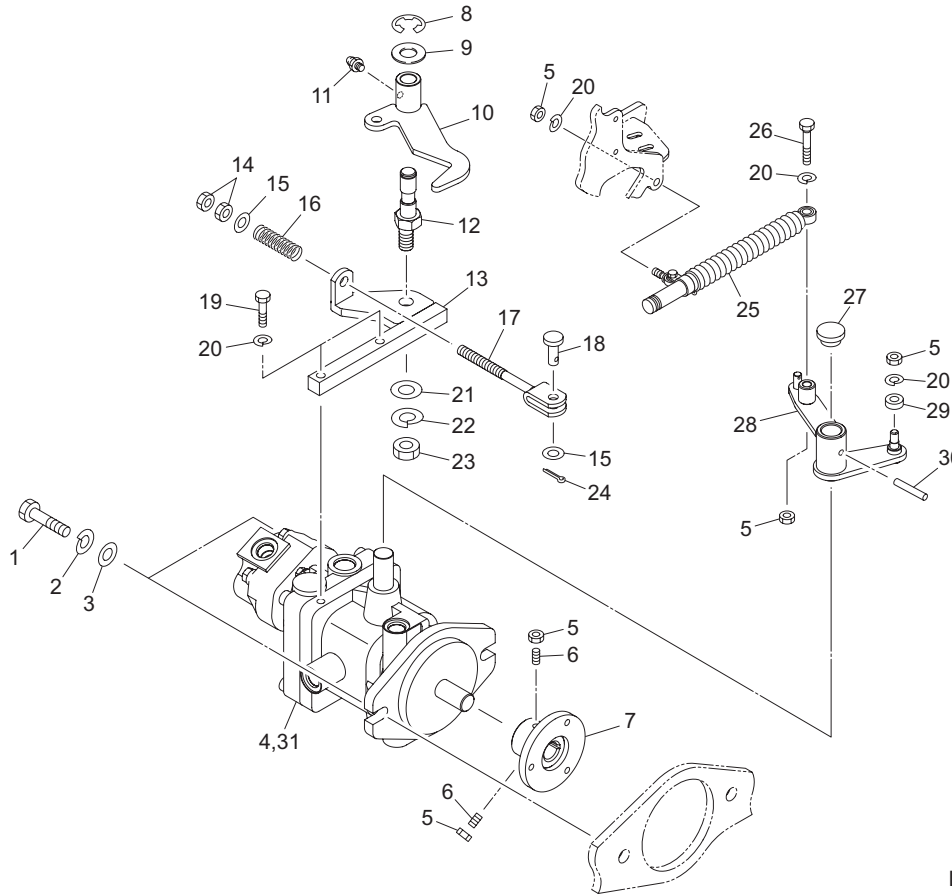


LM315GC_A24_z01

Cat No.	Code No.	Part name	Qty	Remark	SN of application
24-1	K3008000442-Y	ELBOW, ADJUSTABLE 90 DEG 1086-6	4		
24-2	K3103230830	HOSE, WP140-6-3-830	1		
24-3	K3190006800	TUBE, SPIRAL SP-12 680	1		
24-4	K3103210770	HOSE, WP140-6-1-770	1		
24-5	K3190006200	TUBE, SPIRAL SP-12 620	1		
24-6	K3008000232-Y	CONNECTOR, W/O-RING PF1/4*PF1/4	2		
24-7	K3008000032-Y	ELBOW, ADJUSTABLE 90 1086-9	1		
24-8	K3103230780	HOSE, WP140-6-3-780	1		
24-9	K3190006300	TUBE, SPIRAL SP-12 630	1		
24-10	K3103230740	HOSE, WP140-6-3-740	1		
24-11	K3190005900	TUBE, SPIRAL SP-12 590	1		
24-12	K3001060002-Y	ELBOW, 90 1033-6	6		
24-13	K3103211450	HOSE, WP140-6-1-1450	1		
24-14	K3190013000	TUBE, SPIRAL SP-12 1300	1		
24-15	K3103211350	HOSE, WP140-6-1-1350	1		
24-16	K3190012000	TUBE, SPIRAL SP-12 1200	1		
24-17	K0881011000	O-RING, P11B	7		

25. Hydraulic section F (Piston pump)

LM315GC

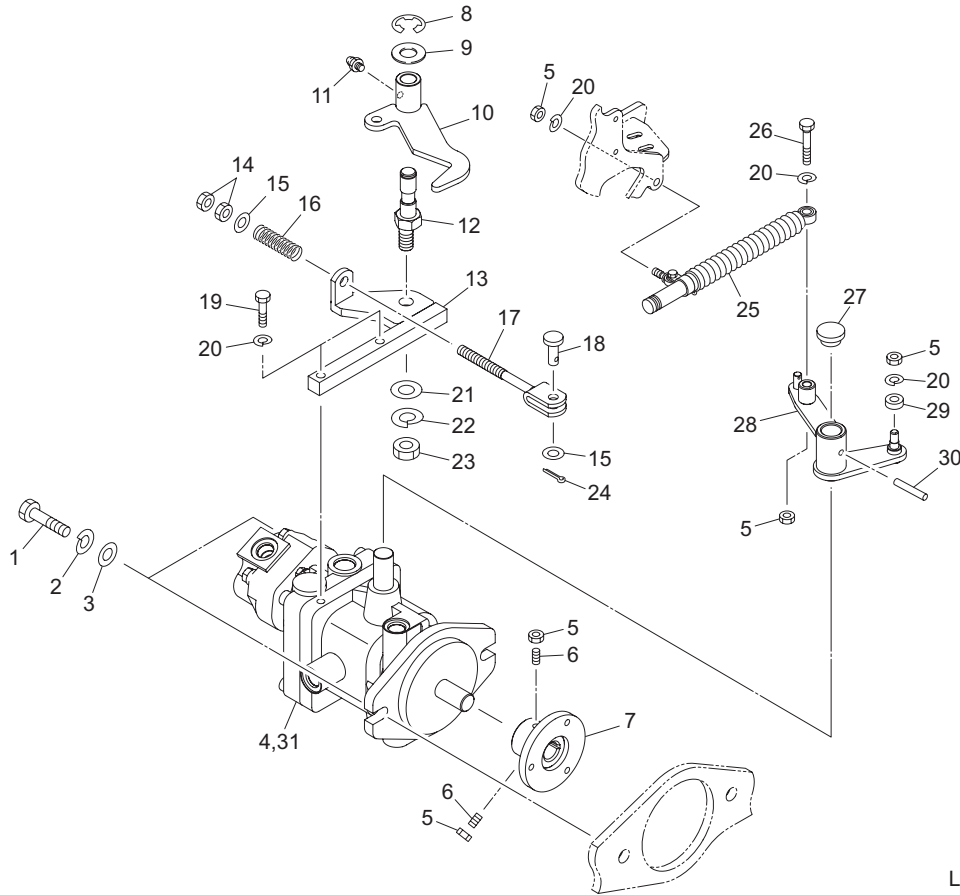


LM315GC_A25_z01

Cat No.	Code No.	Part name	Qty	Remark	SN of application
25-1	K0000120302	BOLT, M12-30	2		
25-2	K0200120002	WASHER, SPRING M12	2		
25-3	K5000120002	WASHER, M12	2		
25-4	K3241000200	PUMP, PISTON PSV-16CHG-2	1		
25-5	K0100080002	NUT, M8	5		
25-6	K0028080200	SETSCREW, SUS M8-20	2		
25-7	LM315GC1704ZD	METAL, PUMP JOINT	1		
25-8	K0400012002	RING, RETAINING E M12	1		
25-9	K5051016240	WASHER, C5191P 1-16-24	1		
25-10	LM315GC1707ZD	LEVER, NEUTRAL	1		
25-11	K1440000010	GREASE NIPPLE, STRAIGHT TYPE A	1		
25-12	K6123000112	SHAFT, THREADED M14-95.5	1		
25-13	LM315GC1706ZD	PLATE, MOUNTING SHAFT	1		
25-14	K0100100002	NUT, M10	2		
25-15	K5000100002	WASHER, M10	2		
25-16	K1000000048	SPRING, COMPRESSION M3.2-16.9-60	1		
25-17	K7303000092	ADJUSTER, LEVER	1		
25-18	K6031100258	PIN, FLAT HEAD HT M10-25	1		
25-19	K0000080302	BOLT, M8-30	2		
25-20	K0200080002	WASHER, SPRING M8	5		
25-21	K5000140002	WASHER, M14	1		
25-22	K0200140002	WASHER, SPRING M14	1		
25-23	K0103140002	NUT, P1.5 M14	1		
25-24	K0300025202	PIN, COTTER M2.5-20	1		
25-25	K3380000030	DAMPER	1		
25-26	K0000080502	BOLT, M8-50	1		
25-27	K0900300180	GROMMET, W/SEALING C30SG18A	1		
25-28	LM315GC1705ZD	LEVER, TRUNNION	1		
25-29	K0608006290	BEARING, BALL SEAL 2RS 629	1		
25-30	K0324060321	PIN, SPIRAL M6-32	1		

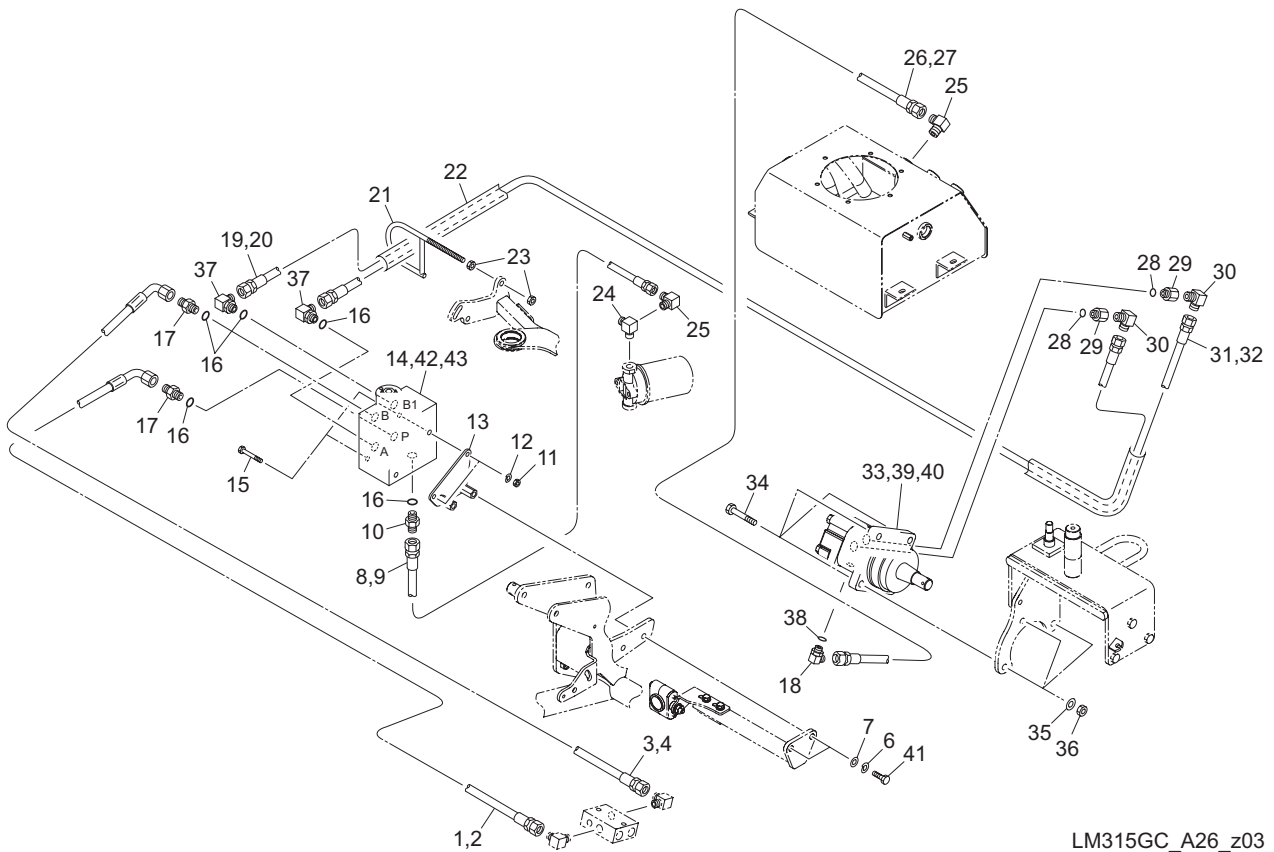
25. Hydraulic section F (Piston pump)

LM315GC



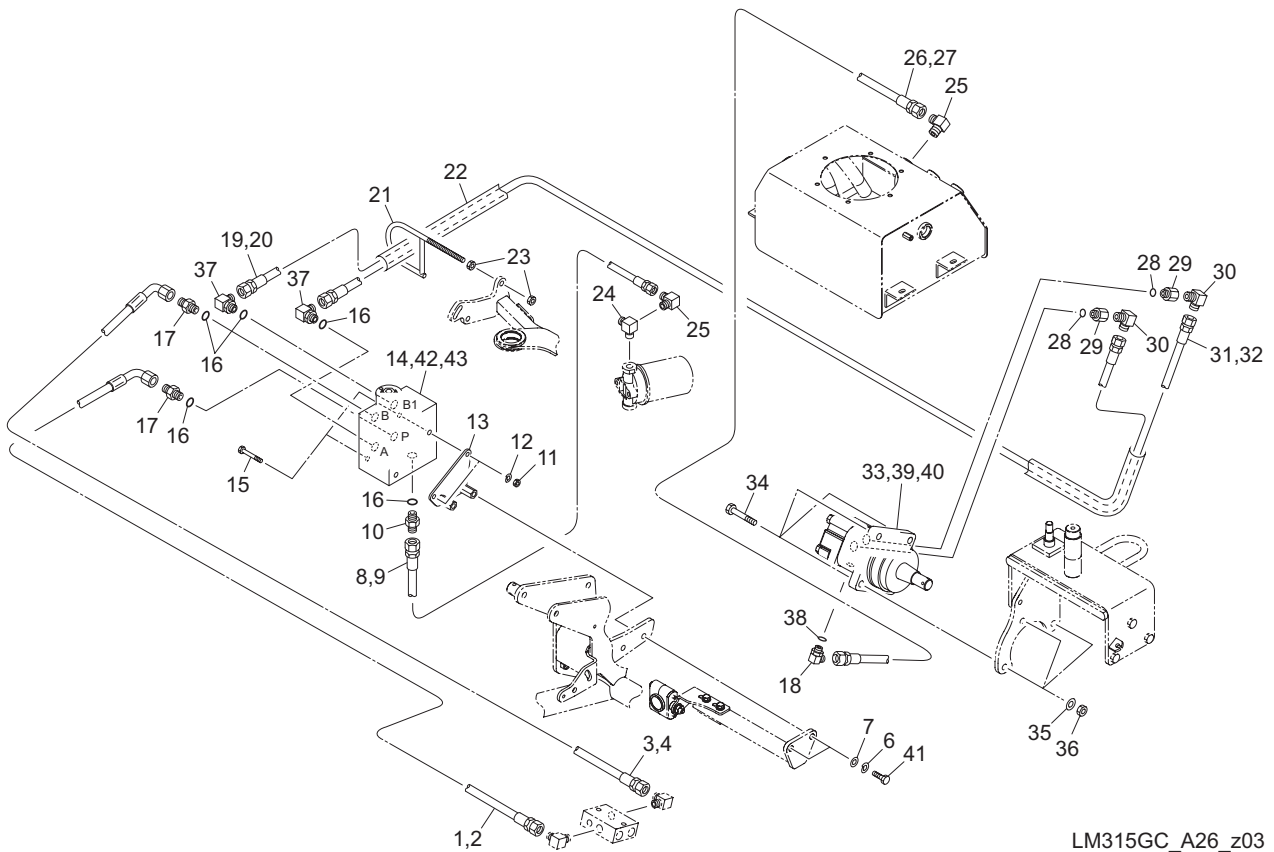
LM315GC_A25_z01

Cat No.	Code No.	Part name	Qty	Remark	SN of application
25-31	YB070A-51025	SEAL KIT, PUMP PSV-16CHG	1		



LM315GC_A26_z03

Cat No.	Code No.	Part name	Qty	Remark	SN of application
26-1	K3105330580	HOSE, WP210-9-3-580	1		
26-2	K3191004300	TUBE, SPIRAL SP-15 430	1		
26-3	K3105330480	HOSE, WP210-9-3-480	1		
26-4	K3191003300	TUBE, SPIRAL SP-15 330	1		
26-5					
26-6	K0200100002	WASHER, SPRING M10	2		
26-7	K5000100002	WASHER, M10	2		
26-8	K3101230770	HOSE, WP70-6-3-770	1		
26-9	K3190006200	TUBE, SPIRAL SP-12 620	1		
26-10	K3009000202-Y	ADAPTER, PF1/4*PF3/8	1		
26-11	K0100080002	NUT, M8	2		
26-12	K0200080002	WASHER, SPRING M8	2		
26-13	LM315GC1801ZD	BRACKET, VALVE	1		
26-14	K3313000710	VALVE COMP, SOLENOID HF80807-12	1		
26-15	K0003080802	BOLT, M8-80	2		
26-16	K0881014000	O-RING, P14B	5		
26-17	K3009000142-Y	ADAPTER, PF3/8PF3/8	2		
26-18	K3008000442-Y	ADAPTER, 90 1086-6	1		
26-19	K3105311300	HOSE, WP210-9-1-1300	1		
26-20	K3191011500	TUBE, SPIRAL SP-15 1150	1		
26-21	LM526--0217Z2	GUIDE, HOSE	1		
26-22	LM315GB1810Z0	COVER, PROTECTING HYDRAULIC HOSE	1		
26-23	K0100100002	NUT, M10	2		
26-24	SP05---0413Z2-Y	ELBOW	1		
26-25	K3001060002-Y	ELBOW, 90 1033-6	2		
26-26	K3101211490	HOSE, WP70-6-1-1490	1		
26-27	K3190013400	TUBE, SPIRAL SP-12-1340	1		
26-28	K0881018000	O-RING, P18B	2		
26-29	K3029000042-Y	BUSHING, PF1/2*PT3/8	2		
26-30	K3003090002-Y	ELBOW, 45 1035-9	2		

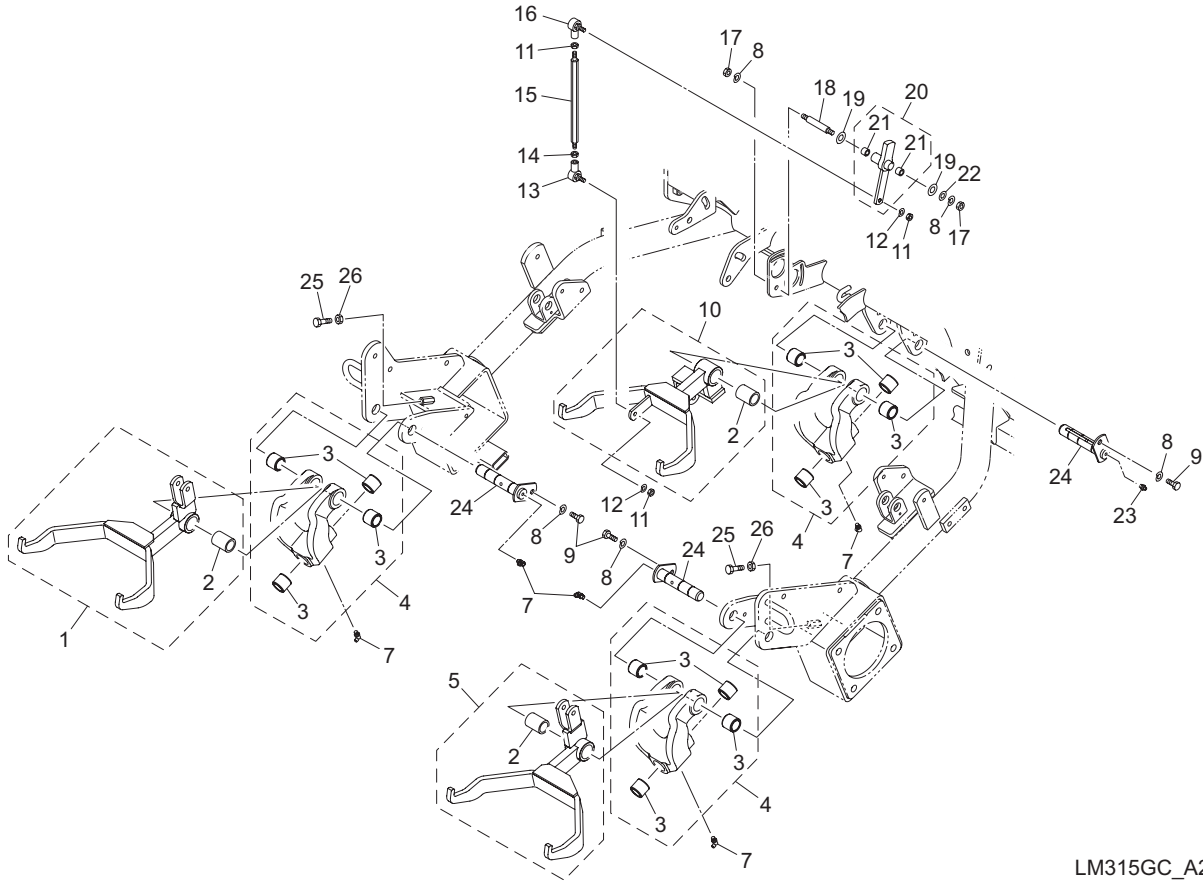


LM315GC_A26_z03

Cat No.	Code No.	Part name	Qty	Remark	SN of application
26-31	K3105311360	HOSE, WP210-9-1-1360	1		
26-32	K3191012100	TUBE, SPIRAL SP-15-1210	1		
26-33	K3291000130	MOTOR, ORBIT 2-160BS4S-E341	1		
26-34	K0000120502	BOLT, M12-50	3		
26-35	K0200120002	WASHER, SPRING M12	3		
26-36	K0100120002	NUT, M12	3		
26-37	K3008000032-Y	ELBOW, ADJUSTABLE 90 1086-9	2		
26-38	K0881011000	O-RING, P11B	1		
26-39	Y61091S	SEAL KIT, ORBIT MOTOR 2000 (SHAFT)	1		
26-40	Y61090S	SEAL KIT, ORBIT MOTOR 2000 (REAR)	1		
26-41	K0000100352	BOLT, M10-35	2		
26-42	YZSK08-2N-T/B	SEAL KIT, SK08-2N-T/B CHECK VALVE	1		
26-43	YZ48889625	SEAL KIT, JSK10-4N-MMM SOLENOID VALVE	1		

28. Lift fork section

LM315GC

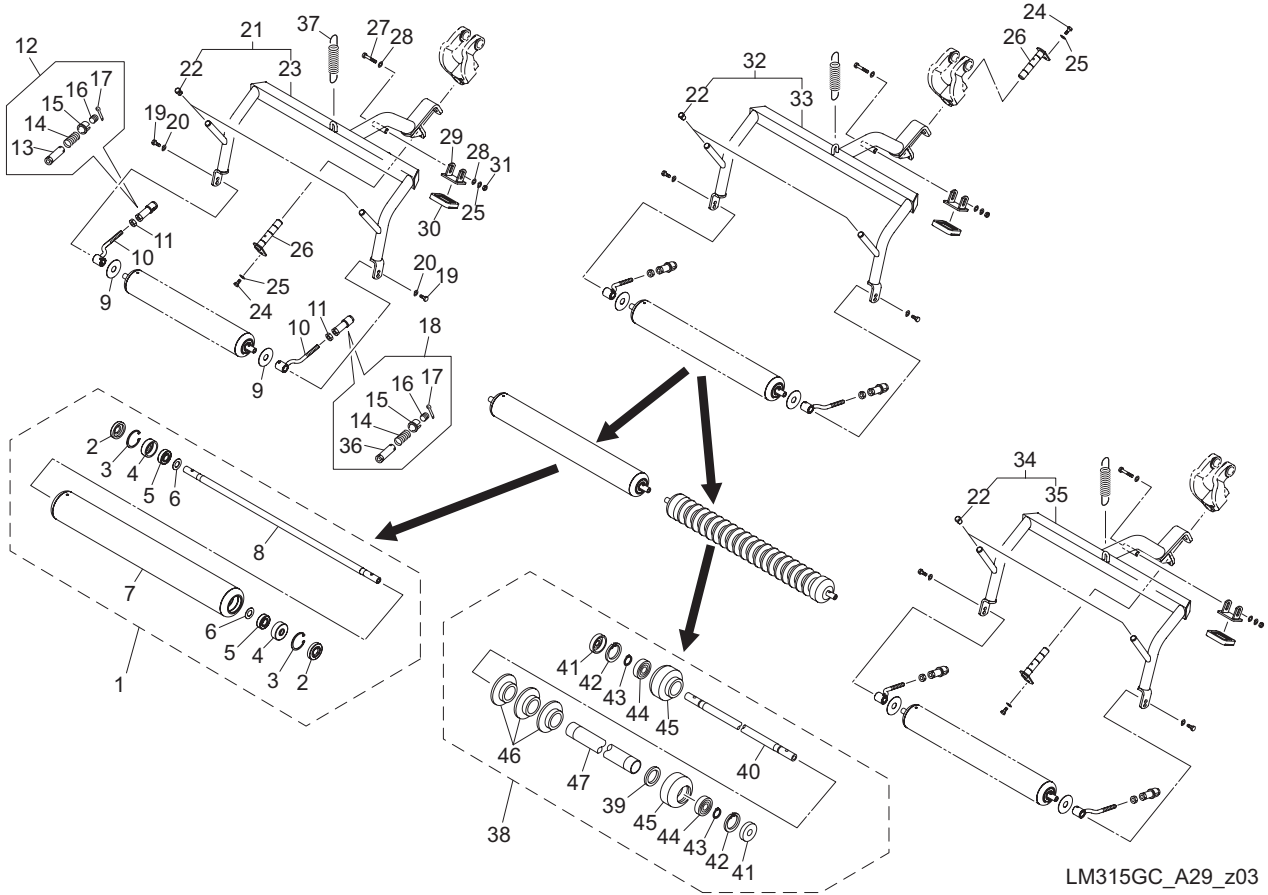


LM315GC_A28_z02

Cat No.	Code No.	Part name	Qty	Remark	SN of application
28-1	LM315GB0704CD	FORK, LIFTING (RH)	1		
28-2	K6000000140	BUSH, COPPER 19-25.4-36	3		
28-3	K6000000110	BUSH, 19-25.4-22	12		
28-4	LM315GC1501A0	FULCRUM COMP, MOWER	3		
28-5	LM315GB0703CD	FORK, LIFTING (LH)	1		
28-6					
28-7	K1440000020	GREASE NIPPLE, 90 TYPE C	5		
28-8	K0200080002	WASHER, SPRING M8	5		
28-9	K0000080152	BOLT, M8-15	3		
28-10	LM315GC1503BD	FORK, LIFTING (CENTER)	1		
28-11	K0100060002	NUT, M6	3		
28-12	K0200060002	WASHER, SPRING M6	2		
28-13	K16040600L0	JOINT, SPHERICAL LHSA6L	1		
28-14	K0180060002	NUT, LEFT-HANDED M6	1		
28-15	LM315GB0622Z2	ROD, ADJUSTING M6-166	1		
28-16	K1604060000	JOINT, SPHERICAL LHSA6	1		
28-17	K0100080002	NUT, M8	2		
28-18	LM315GB0623A0	SHAFT, SUS 8-43	1		
28-19	K5051010160	WASHER, C5191P 1-10-16	2		
28-20	LM315GB0621Z2	LEVER, SENSING	1		
28-21	K6000000170	BUSH, 10-12-10	2		
28-22	K5000080002	WASHER, M8	1		
28-23	K1440000010	GREASE NIPPLE, STRAIGHT TYPE A	1		
28-24	LM315GC1504Z0	PIN, SUS 19-101	3		
28-25	K0000100402	BOLT, M10-40	2		
28-26	K0100100002	NUT, M10	2		

29. Mower arm section

LM315GC

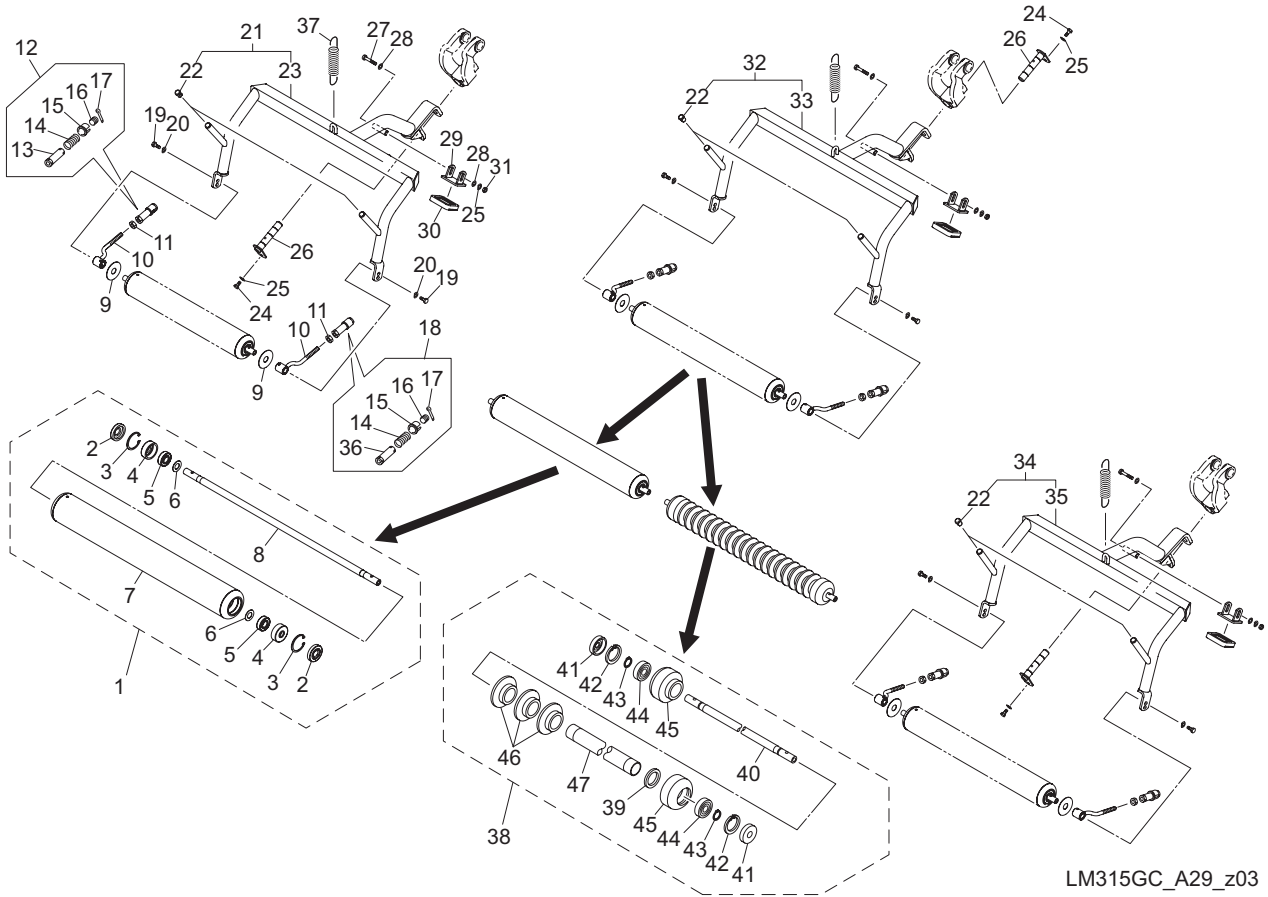


LM315GC_A29_z03

Cat No.	Code No.	Part name	Qty	Remark	SN of application
29-1	LM150GA0754A0	ROLLER ASSY, BASKET	3	G,T type	
29-2	K0861000020	OIL SEAL, TA1542.38	6		
29-3	K0402042001	RING, RETAINING R M42	6		
29-4	K0861000030	OIL SEAL, 6202	6		
29-5	K0616062020	BEARING, BALL SEAL 2NSEC3 6202	6		
29-6	K5051015280	WASHER, C5191P 1-15-28	6		
29-7	K8021000220	ROLLER COMP, 74-590	3		
29-8	K6131000060	SHAFT, TAPPED ROLLER 651	3		
29-9	K5051015470	WASHER, C5191P 1-15-47	6		
29-10	LM315GA0708A3	FITTING, MOWER 123	6		
29-11	K0108100002	NUT, P1 M10-3	6		
29-12	LM315GA0757Z0	PIPE COMP, FIXING MOWER (RH)	3		
29-13	LM315GA0707Z9	PIPE, (RH)	3		
29-14	K1000000568	SPRING, COMPRESSION M1.2-21.7-43	6		
29-15	LM150GA0720Z8	STOPPER	6		
29-16	LM150GA0721Z2	RECEIVER, MOWER MOUNTING BOLT	6		
29-17	K0300025322	PIN, COTTER M2.5-32	6		
29-18	LM315GA0756Z0	PIPE COMP, FIXING MOWER (LH)	3		
29-19	K0000100302	BOLT, M10-30	6		
29-20	K0200100002	WASHER, SPRING M10	6		
29-21	LM315GC1603Z0	ARM COMP, MOWER (RH)	1		
29-22	K1310000060	CAP, 12.7	6		
29-23	LM315GC1604AD	ARM, MOWER (RH)	1		
29-24	K0000080152	BOLT, M8-15	3		
29-25	K0200080002	WASHER, SPRING M8	6		
29-26	LM315GC1608Z2	PIN, 19-96	3		
29-27	K0000080602	BOLT, M8-60	3		
29-28	K5000080002	WASHER, M8	6		
29-29	LM315GB0732ZD	STOPPER	3		
29-30	K4050000010	RUBBER, FOR PEDAL 5575	3		

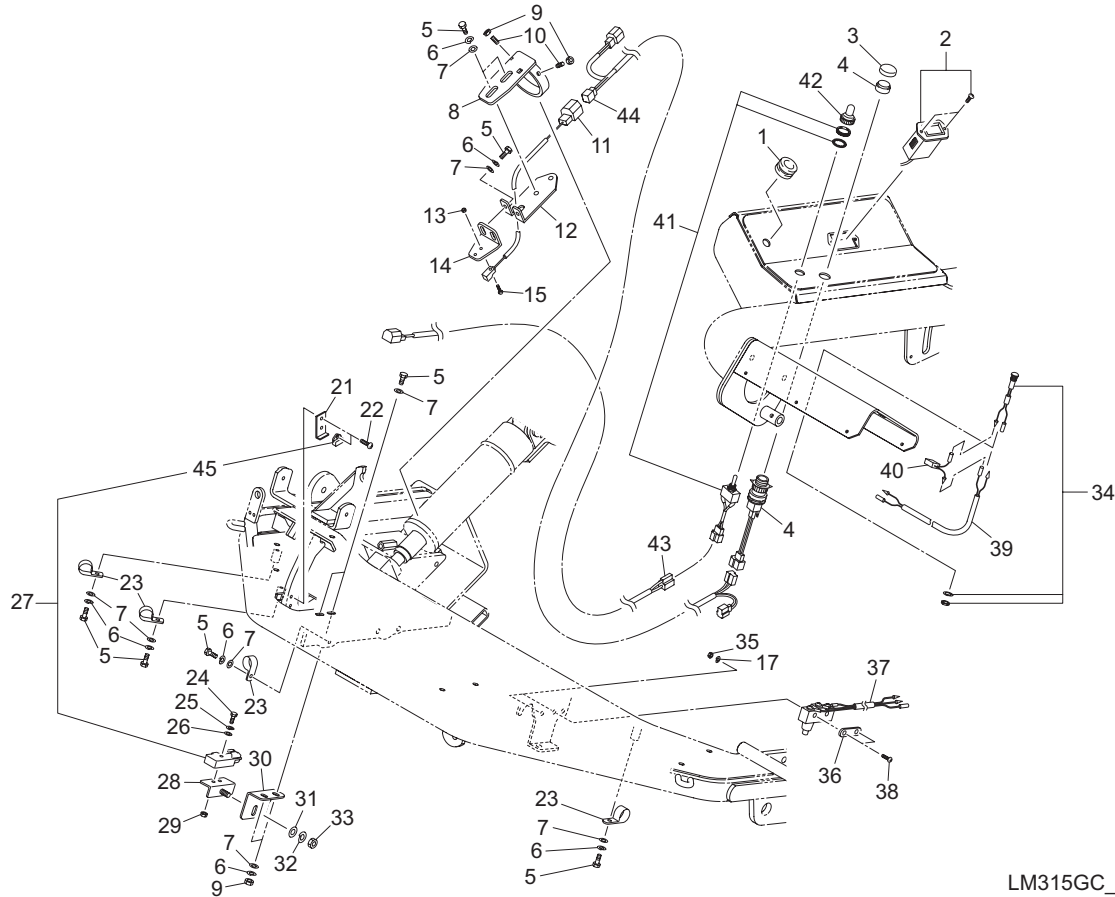
29. Mower arm section

LM315GC



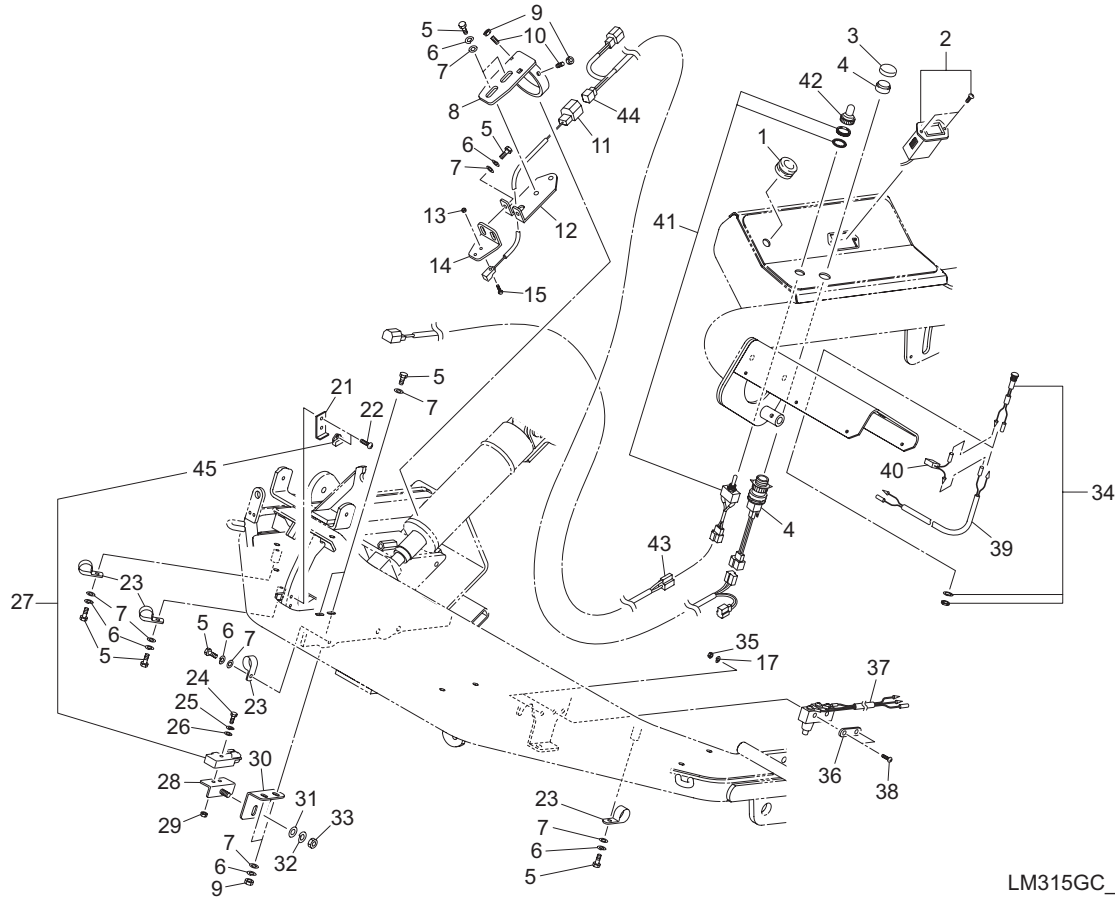
LM315GC_A29_z03

Cat No.	Code No.	Part name	Qty	Remark	SN of application
29-31	K0100080002	NUT, M8	3		
29-32	LM315GC1605Z0	ARM COMP, MOWER (CENTER)	1		
29-33	LM315GC1606AD	ARM, MOWER (CENTER)	1		
29-34	LM315GC1601Z0	ARM COMP, MOWER (LH)	1		
29-35	LM315GC1602AD	ARM, MOWER (LH)	1		
29-36	LM315GA0706Z9	PIPE, (LH)	3		
29-37	K103000028D	SPRING, W/U HOOK M2.9-39-90	3		
29-38	LM315F-0704A0	ROLLER ASSY, BASKET	3	F type	
29-39	K5051035470	WASHER, C5191P 1-35-47	0-6	for adjustment	
29-40	LM315F-0701Z2	SHAFT, ROLLER	3		
29-41	K0851535080	OIL SEAL, PJN15358	6		
29-42	K0402035001	RING, RETAINING R M35	6		
29-43	K0401015001	RING, RETAINING S M15	6		
29-44	K0616062020	BEARING, BALL SEAL 2NSEC3 6202	6		
29-45	LM315F-0702A0	HOUSING, ROLLER	6		
29-46	K5920000060	ROLLER, 80	57		
29-47	LM315F-0703Z2	PIPE, ROLLER	3		



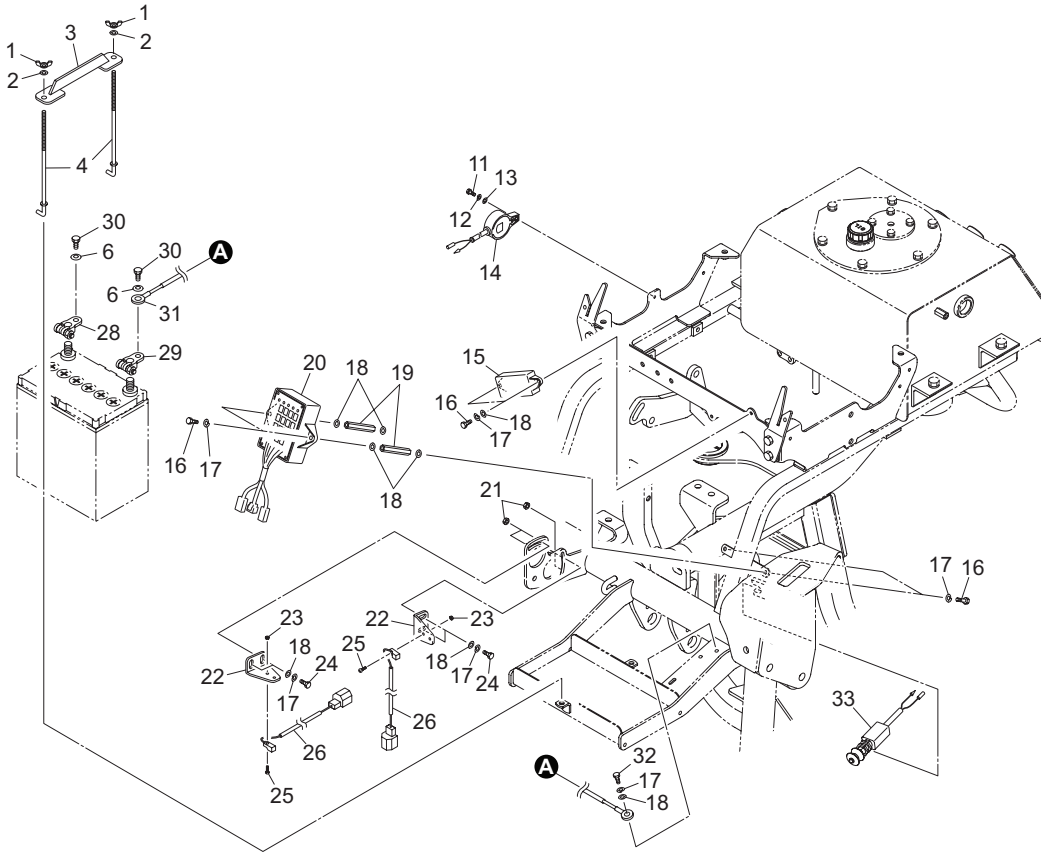
LM315GC_A30_z04

Cat No.	Code No.	Part name	Qty	Remark	SN of application
30-1	K0900300120	GROMMET, W/SEALING C30SG12A	1		
30-2	K3650000100	HOUR METER, HH2AS	1		
30-3	K3661000090	COVER, DUST PROOF FOR SWITCH	1		
30-4	K3661000140	SWITCH, ROUND PUSH BUTTON TYPE	1		
30-5	K0000060152	BOLT, M6-15	10		
30-6	K0200060002	WASHER, SPRING M6	10		
30-7	K5000060002	WASHER, M6	12		
30-8	LM315GC1908ZD	STAY, CYLINDER SENSOR	1		
30-9	K0100060002	NUT, M6	2		
30-10	K0023060151	SETSCREW, M6-15	2		
30-11	K3720000110	SENSOR, PROXIMITY E2S-W23	1		
30-12	LM315GC1909Z2	PLATE, MOUNTING CYLINDER SENSOR	1		
30-13	K0100030002	NUT, M3	1		
30-14	LM315GB0640Z2	MOUNT, PROXIMITY SWITCH	1		
30-15	K0042030102	SCREW, + ROUND HEAD M3-10	1		
30-16					
30-17	K0200040002	WASHER, SPRING M4	4		
30-18					
30-19					
30-20					
30-21	SP05---0605Z2	BRACKET, MAGNET	1		
30-22	K0048050102	SCREW, + ROUND HEAD W/SW M5-10	2		
30-23	K4270010060	CLIP, HARNESS 10-M6	4		
30-24	K0000050202	BOLT, M5-20	1		
30-25	K0200050002	WASHER, SPRING M5	1		
30-26	K5000050002	WASHER, M5	1		
30-27	K3720000150	SWITCH, PROXIMITY NO V-in	1		
30-28	LM315GC1904ZD	MOUNT, SENSOR	1		
30-29	K0100050002	NUT, M5	1		
30-30	LM315GC1905ZD	PLATE, ADJUSTING SENSOR	1		



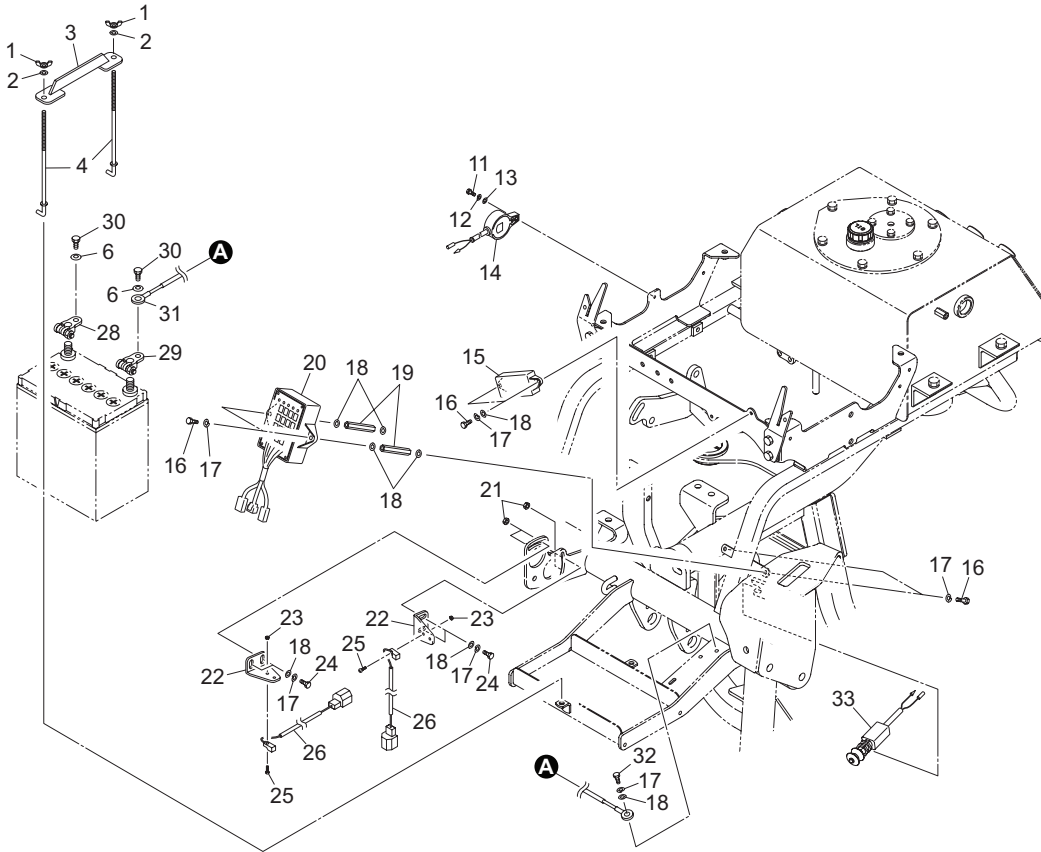
LM315GC_A30_z04

Cat No.	Code No.	Part name	Qty	Remark	SN of application
30-31	K5000080002	WASHER, M8	1		
30-32	K0200080002	WASHER, SPRING M8	1		
30-33	K0100080002	NUT, M8	1		
30-34	K3641000080	LAMP, WORKING LED GREEN	1		
30-35	K0100040002	NUT, M4	2		
30-36	LM315G-0319A3	PLATE, MOUNTING	1		
30-37	K3671000130	SWITCH, LIMIT 1BS5000	1		
30-38	K0042040302	SCREW, + ROUND HEAD M4-30	2		
30-39	LM315GC1910Z0	CABLE, LED RAISE/LOWER	1		
30-40	K3730000020	DIODE, V087860X	1		
30-41	LM315G-0531Z0	SWITCH ASSY, TOGGLE	1		
30-42	K4031000300	RUBBER, CAP WD1911	1		
30-43	LM315GC1911Z0	WIRE, CONNECTED	1		
30-44	LM315GC1912Z0	HARNESS, REEL EXCESS DISCHARGE SYSTEM	1		
30-45	K1510000110	MAGNET, W/PLASTIC BASE	1		



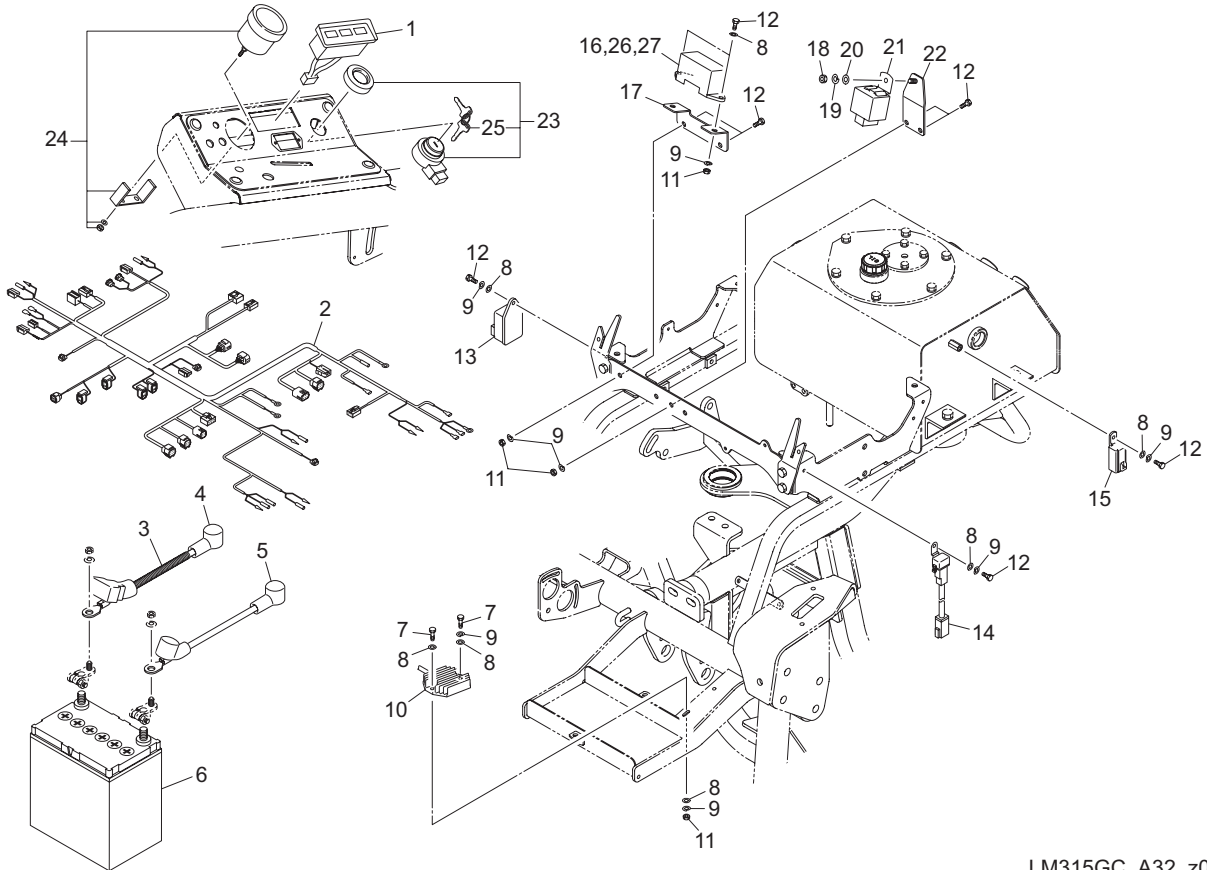
LM315GC_A31_z03

Cat No.	Code No.	Part name	Qty	Remark	SN of application
31-1	K0141060002	NUT, WING M6-3	2		
31-2	K0200060002	WASHER, SPRING M6	2		
31-3	SP05---0105AD	CLAMPER, BATTERY	1		
31-4	SP05---0106B2	SCREW, HOLDING BATTERY	2		
31-5					
31-6	K0212080001	WASHER, DISK SPRING 1L M8	2		
31-7					
31-8					
31-9					
31-10					
31-11	K0000050202	BOLT, M5-20	1		
31-12	K0200050002	WASHER, SPRING M5	1		
31-13	K5000050002	WASHER, M5	1		
31-14	K3700000010	BUZZER, EBM-12 TYPE	1		
31-15	LM315GC1902Z0	BOARD ASSY, CONTROL LIFTING MOWERS	1		
31-16	K0000060202	BOLT, M6-20	6		
31-17	K0200060002	WASHER, SPRING M6	11		
31-18	K5000060002	WASHER, M6	11		
31-19	K0149060502	NUT, HIGH M6-10-50	2		
31-20	LM315GC1903A0	BOARD ASSY, INTERLOCK	1		
31-21	K0100060002	NUT, M6	4		
31-22	LM315GB0640Z2	MOUNT, PROXIMITY SWITCH	2		
31-23	K0100030002	NUT, M3	2		
31-24	K0000060152	BOLT, M6-15	4		
31-25	K0042030102	SCREW, + ROUND HEAD M3-10	2		
31-26	K3720000110	SENSOR, PROXIMITY E2S-W23	2		
31-27					
31-28	K3612000090	TERMINAL, BATTERY (+) 4013-39-1	1		
31-29	K3612000100	TERMINAL, BATTERY (-) 4013-39-2	1		
31-30	K0000080152	BOLT, M8-15	2		



LM315GC_A31_z03

Cat No.	Code No.	Part name	Qty	Remark	SN of application
31-31	K3620001050	WIRE, TO EARTH 350	1		
31-32	K0000060102	BOLT, M6-10	1		
31-33	K3671000150	SWITCH, LIMIT V17680A	1		

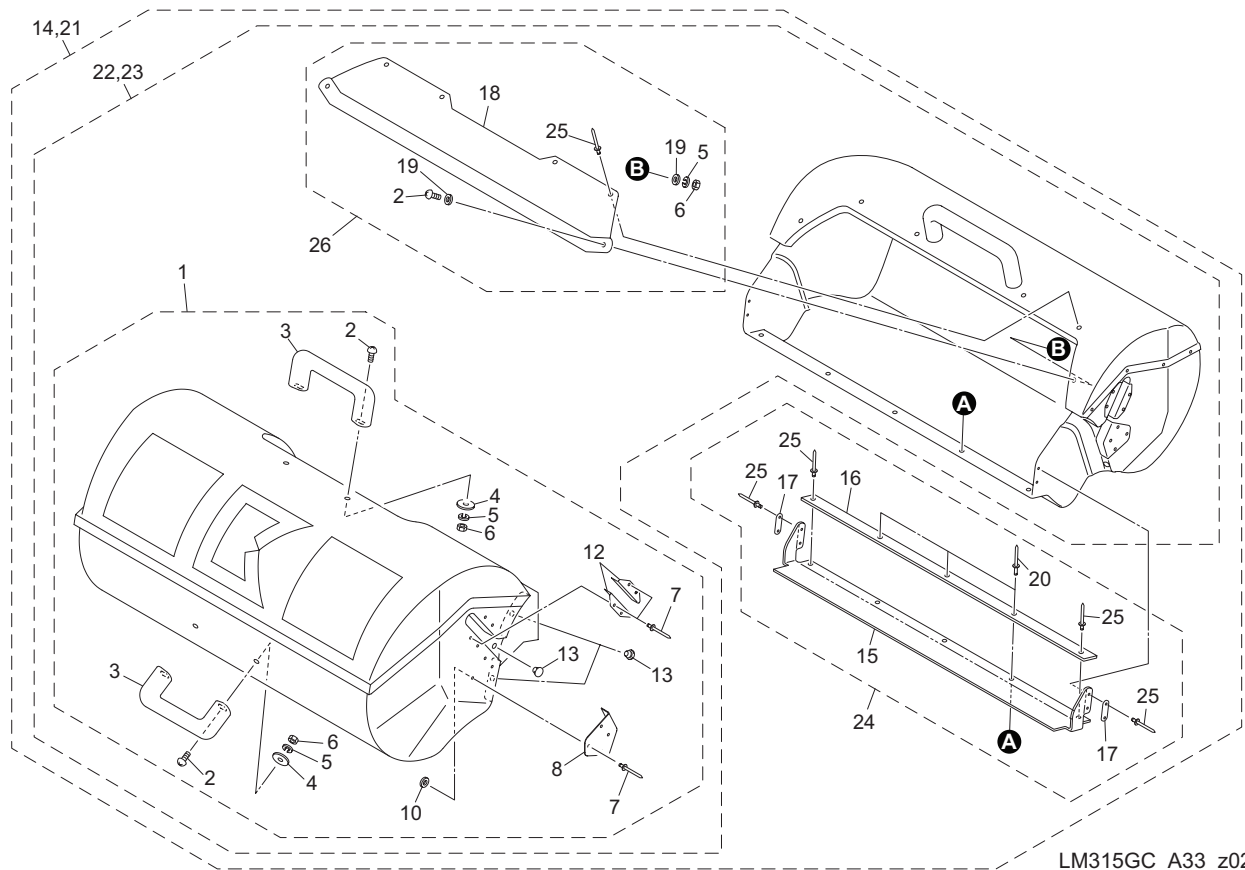


LM315GC_A32_z03

Cat No.	Code No.	Part name	Qty	Remark	SN of application
32-1	K3641000070	LAMP, PILOT BOX	1		
32-2	LM315GC2001A0	HARNESS, D	1		
32-3	K3194111300	TUBE, CORRUGATED, 10-1130	1		
32-4	K3610000600	WIRE, BATTERY (+) 1190	1		
32-5	K3611000470	WIRE, TO EARTH 500	1		
32-6	K3600000260	BATTERY, FX55B24L	1		
32-7	K0000060252	BOLT, M6-25	2		
32-8	K5000060002	WASHER, M6	8		
32-9	K0200060002	WASHER, SPRING M6	9		
32-10	PFRP201-5371-0	REGULATOR ASSY	1		
32-11	K0100060002	NUT, M6	5		
32-12	K0000060152	BOLT, M6-15	9		
32-13	PF15694-6599-0	TIMER, GLOW LAMP	1		
32-14	K3620000720	LINE, FUSIBLE LINK	1		
32-15	K3681000060	RELAY, CA1aF-12V-N-5	1		
32-16	K3630000180	FUSE BLOCK, MINI 10P-D	1		
32-17	LM315GC2002ZD	MOUNT, FUSE BOX	1		
32-18	K0100080002	NUT, M8	1		
32-19	K0200080002	WASHER, SPRING M8	1		
32-20	K5000080002	WASHER, M8	1		
32-21	PFT0070-3141-0	TIMER, KEY STOP	1		
32-22	LM315GC2003ZD	MOUNT, RELAY	1		
32-23	PF15248-6359-0	SWITCH ASSY, STARTER	1		
32-24	PFR1401-5317-0	GAUGE, WATER TEMPERATURE	1		
32-25	PF15248-6370-0	KEY, STARTER	1		
32-26	K3631000070	FUSE, MINI BLADE 5A	4		
32-27	K3631000110	FUSE, MINI BLADE 15A	2		

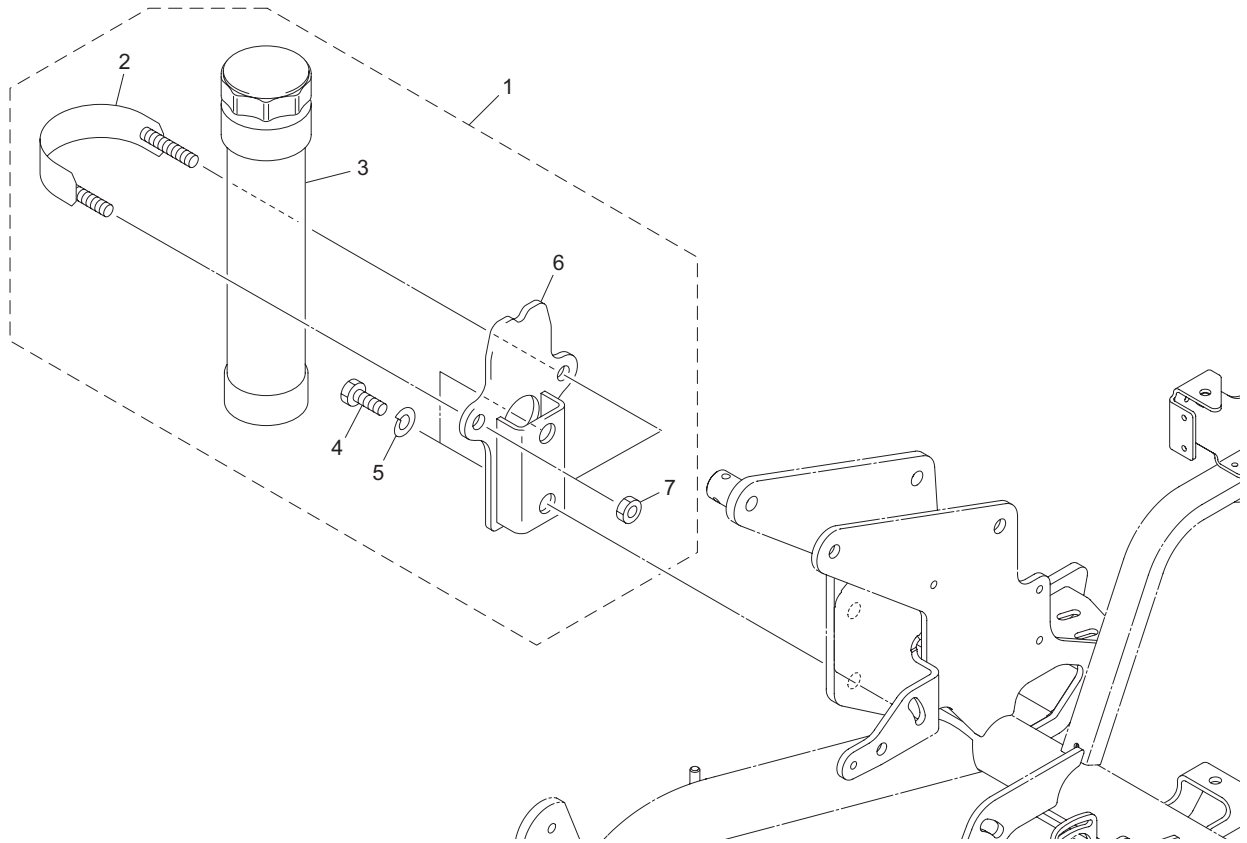
33. Grass catcher section

LM315GC



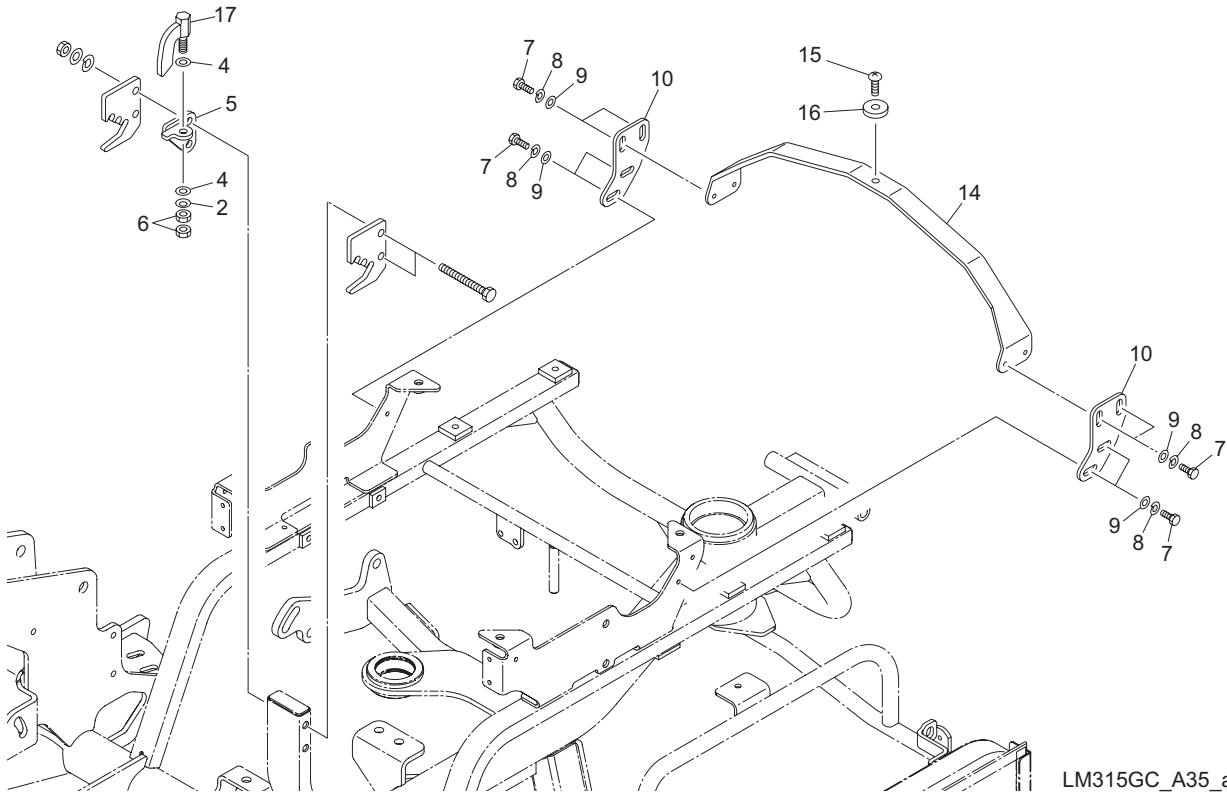
LM315GC_A33_z02

Cat No.	Code No.	Part name	Qty	Remark	SN of application
33-1	LM315GC2405B0	GRASS CATCHER ASSY	3		
33-2	K0042060202	SCREW, + ROUND HEAD M6-20	12		
33-3	K1301000160	GRIP, PLASTIC HANDLE	6		
33-4	K5012306202	WASHER, SPCC 2.3-6-20	12		
33-5	K0200060002	WASHER, SPRING M6	12		
33-6	K0100060002	NUT, M6	12		
33-7	K4510615163	RIVET, BLIND AVEX 1661-0516SB	48		
33-8	LM315GB1730ZD	REINFORCEMENT, BOX	6		
33-9					
33-10	K5000040002	WASHER, M4	24		
33-11					
33-12	LM315GC2404ZD	PLATE, REINFORCEMENT	12		
33-13	K0895000180	CUSHION, RUBBER TM-96-18	18		
33a-14	LM315GC2406A0	GRASS CATCHER ASSY, EXTENDED RUBBER LIP	3	for C-bar type	
33-15	LM315GC2407Z0	RUBBER, BASKET	3		
33-16	LM315GC2409ZD	PLATE, CLAMPING RUBBER A	3		
33-17	LM315GC2410ZD	PLATE, CLAMPING RUBBER B	6		
33-18	LM315GC2408ZD	MESH, PROTECTING WIND	3		
33-19	K5000060002	WASHER, M6	6		
33-20	K4510615213	RIVET, BLIND 1661-0521SB	9		
33a-21	LM315GC2420A0	GRASS CATCHER, EXT RUBBER LIP (FOR 1 M/C)	1	for C-bar type	
33a-22	LM315GC3820A0	GRASS CATCHER, W/O RUBBER LIP (FOR 1 M/C)	1	for Steel crossbar type	
33a-23	LM315GC3801A0	GRASS CATCHER ASSY, W/O RUBBER LIP	3	for Steel crossbar type	
33-24	LM315GC2411Z0	RUBBER LIP & RETAINER ASSY	3		
33-25	K4510615163	RIVET, BLIND AVEX 1661-0516SB	30		
33-26	LM315GC2412Z0	MESH ASSY, PROTECTING WIND	3		



LM315GC_A34_a00

Cat No.	Code No.	Part name	Qty	Remark	SN of application
34-1	LM315GC2501Z0	CASE ASSY, MANUAL	1		
34-2	SP05---2125Z2	BAND	1		
34-3	K5920000130	CASE, FOR MANUALS	1		
34-4	K0000120252	BOLT, M12-25	2		
34-5	K0200120002	WASHER, SPRING M12	2		
34-6	LM315GC2502ZD	BRACKET, MANUAL CASE	1		
34-7	K0144080002	NUT, W/F-RING M8	2		

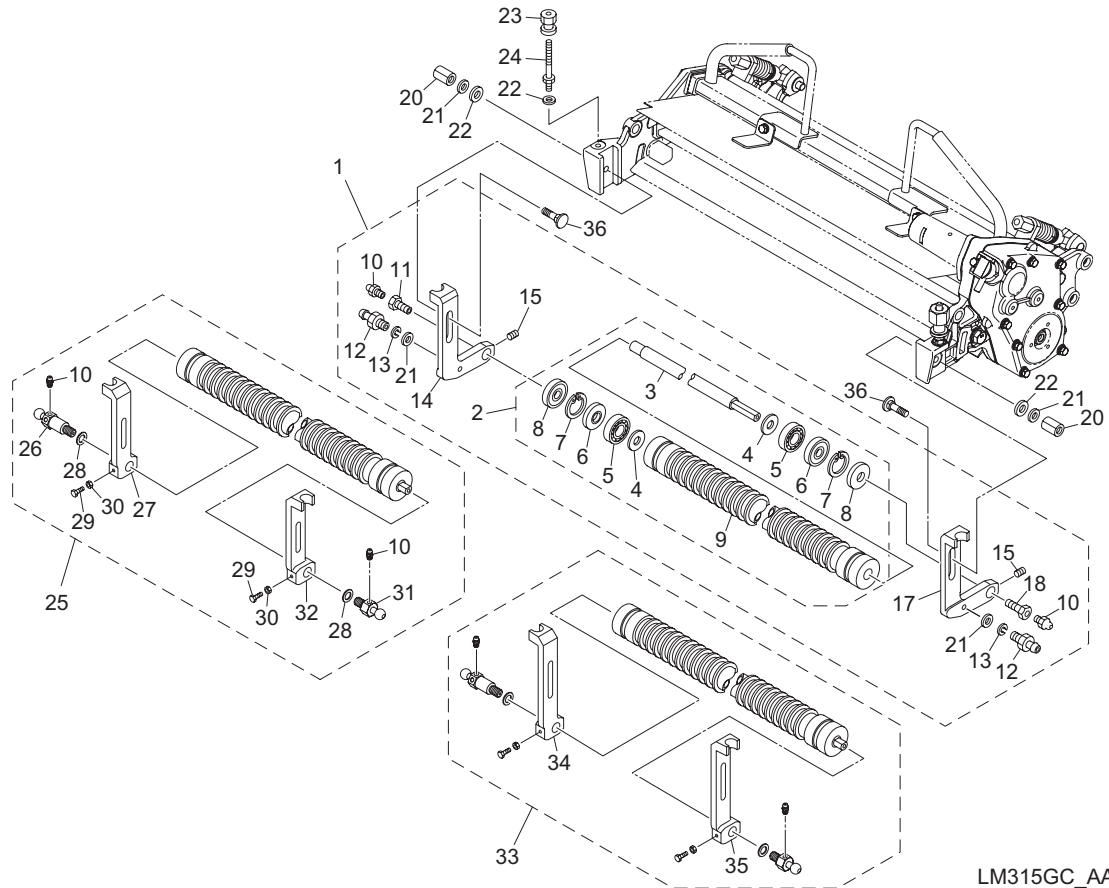


LM315GC_A35_a00

Cat No.	Code No.	Part name	Qty	Remark	SN of application
35-1					
35-2	K0210080002	SPRING, CONICAL DISC L M8	1		
35-3					
35-4	K5051008180	WASHER, C5191P 1-8-18	2		
35-5	LM315GC2704AD	FULCRUM, STOPPER	1		
35-6	K0100080002	NUT, M8	2		
35-7	K0000060152	BOLT, M6-15	8		
35-8	K0200060002	WASHER, SPRING M6	8		
35-9	K5000060002	WASHER, M6	8		
35-10	LM315GC2702ZD	PLATE, MOUNTING REAR COVER CLAMP	2		
35-11					
35-12					
35-13					
35-14	LM315GC2703ZD	CLAMP, REAR COVER	1		
35-15	K0045080302	SCREW, + TRUSS HEAD M8-30	1		
35-16	K4031000070	RUBBER, VIBRATION PROOF 5-825	1		
35-17	LM315GC2706Z2	METAL, STOPPER	1		

A36. Mower unit section A (Front roller)

LM315GC

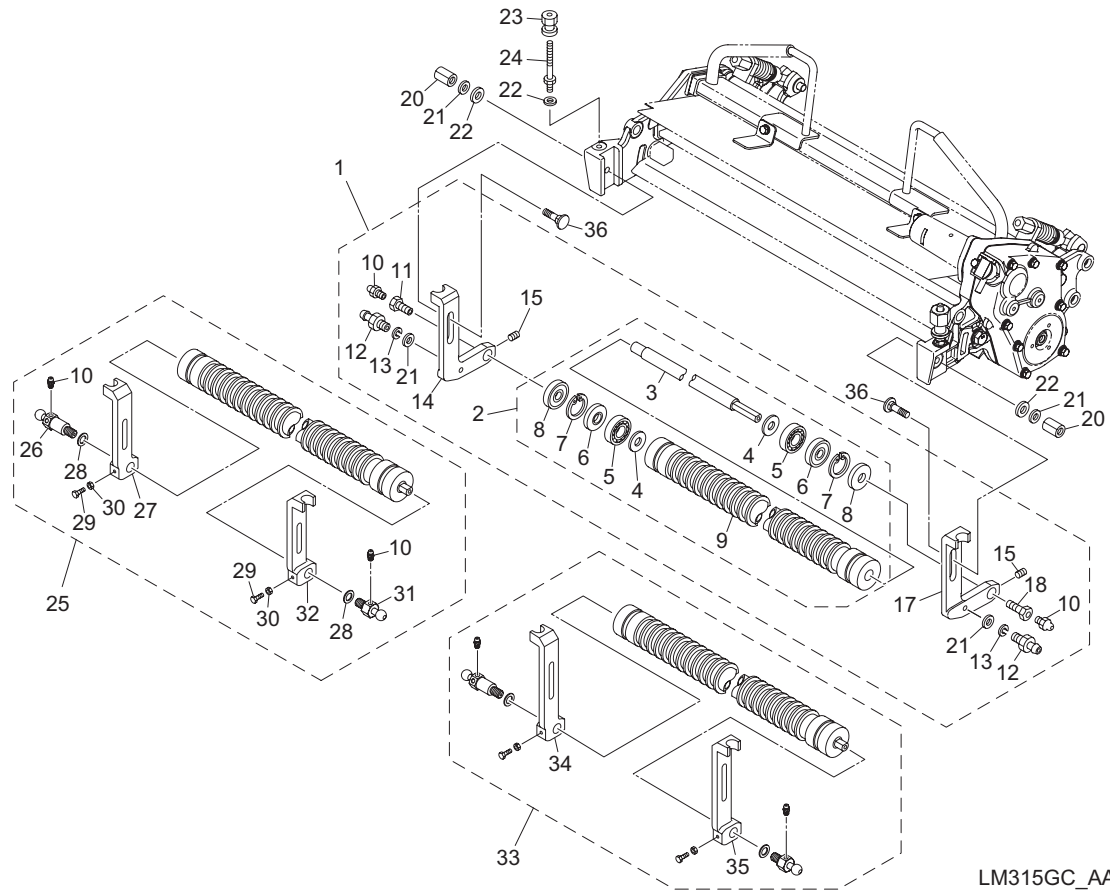


LM315GC_AA36_z05

Cat No.	Code No.	Part name	Qty	Remark	SN of application
A36-1	LM315GB2026B0	ROLLER ASSY, FRONT	3	G type, w.o./Groomer	
A36-2	LM315GA1824A0	ROLLER COMP, FRONT	3		
A36-3	LM315GA1831B0	SHAFT, FRONT ROLLER 611.5	3		
A36-4	K5051015280	WASHER, C5191P 1-15-28	6		
A36-5	K0616062020	BEARING, BALL SEAL 2NSEC3 6202	6		
A36-6	K0861000030	OIL SEAL, 6202	6		
A36-7	K0402042001	RING, RETAINING R M42	6		
A36-8	K0861000020	OIL SEAL, TA1542.38	6		
A36-9	LM315GA1825ZD	ROLLER, FRONT MOWER	3		
A36-10	K1440000010	GREASE NIPPLE, STRAIGHT TYPE A	6		
A36-11	K6083000042	PIN, STEPPED M15-19	3		
A36-12	LM315GA1841Z2	BOLT, MOUNTING MOWER	6		
A36-13	K0200080002	WASHER, SPRING M8	6		
A36-14	LM315GA1840Z2	BRACKET, ROLLER (RH)	3		
A36-15	K0028060100	SETSCREW, SUS M6-10	6		
A36-16					
A36-17	LM315GA1839Z2	BRACKET, ROLLER (LH)	3		
A36-18	K0071000152	BOLT, LEFT-HANDED THREAD	3		
A36-19					
A36-20	K0149083202	NUT, HIGH M8-13-20	6		
A36-21	K5000080002	WASHER, M8	12		
A36-22	K0213080002	WASHER, DISK SPRING 1H M8	12		
A36-23	LM315GC5034Z2	ADJUSTER, ROLLER	6		
A36-24	LM315GC5033Z0	SCREW, ADJUSTING ROLLER	6		
A36-25	LM315GB2106B0	ROLLER ASSY, FRONT W/ GROOMER	3	G type, W./Groomer, T type	
A36-26	LM315GA1836Z0	BOLT, SUS MOUNTING MOWER (RH)	3		
A36-27	LM315GA1838Z0	BRACKET, ROLLER (RH)	3		
A36-28	K5050310140	WASHER, C5191P 0.3-10-14	30	for adjustment	
A36-29	K0000060252	BOLT, M6-25	6		
A36-30	K0100060002	NUT, M6	6		

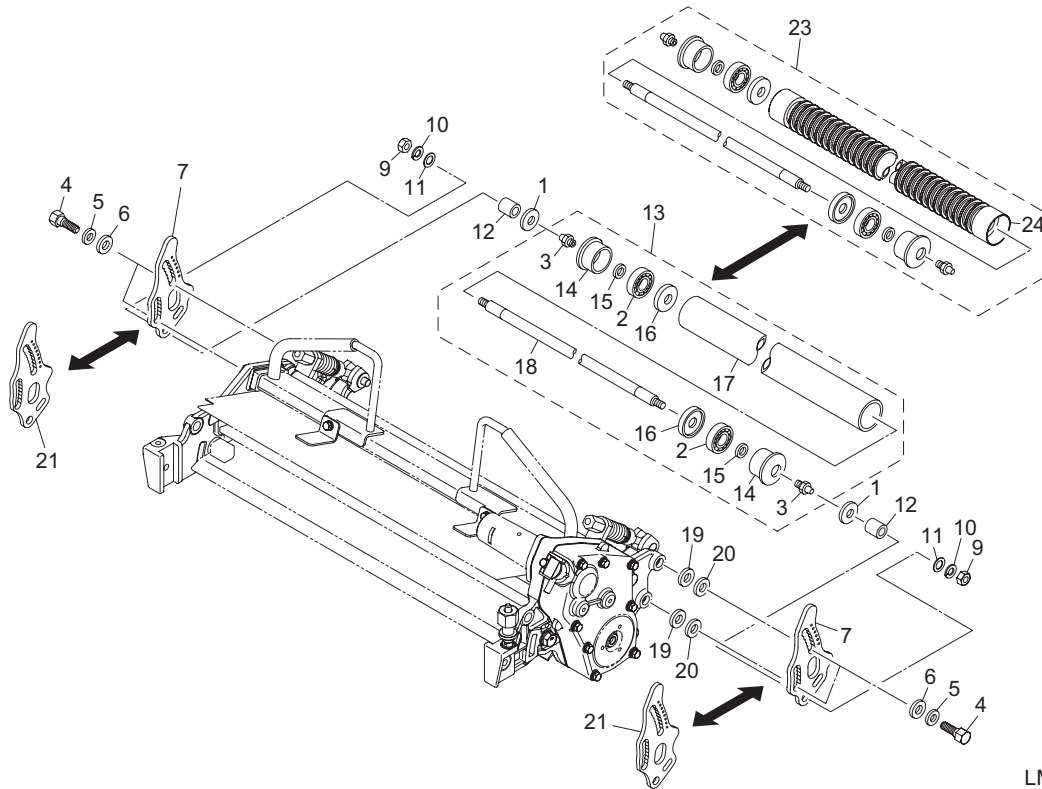
A36. Mower unit section A (Front roller)

LM315GC



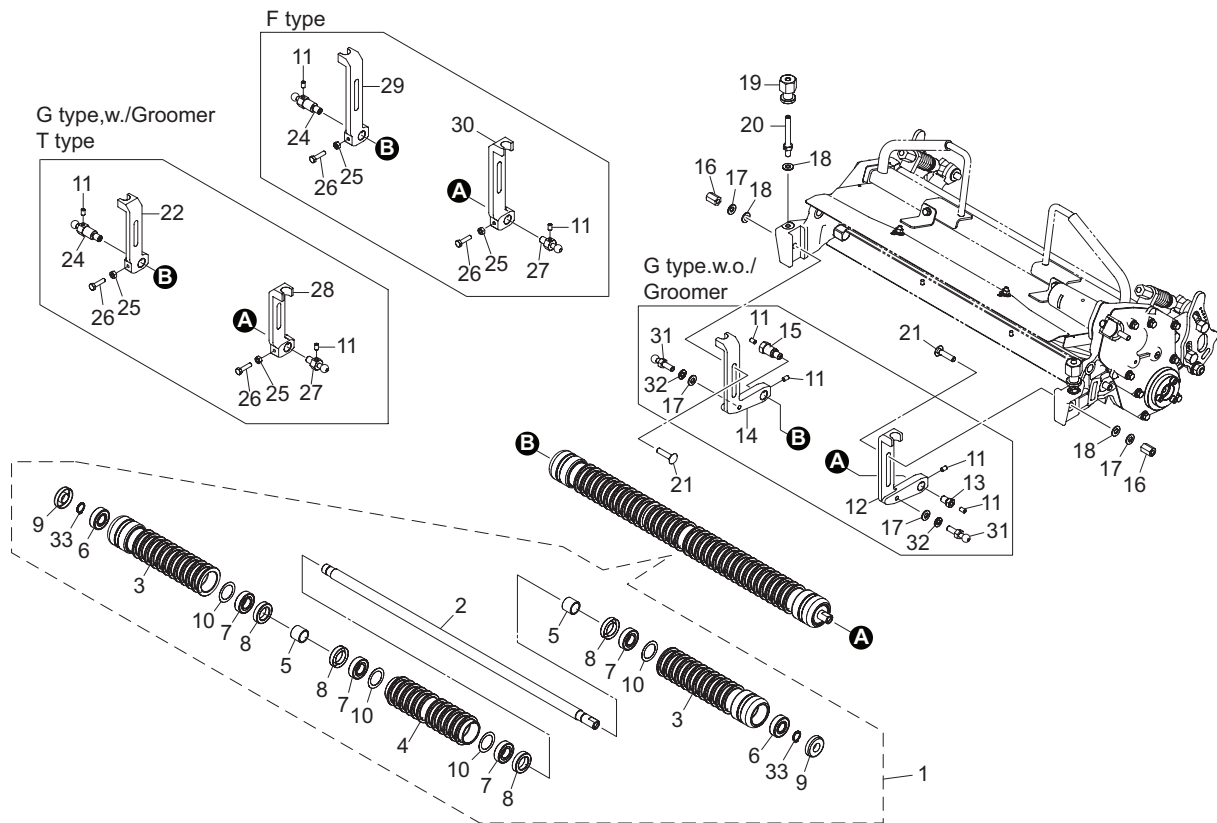
LM315GC_AA36_z05

Cat No.	Code No.	Part name	Qty	Remark	SN of application
A36-31	LM315GA1835Z0	BOLT, SUS MOUNTING MOWER (LH)	3		
A36-32	LM315GA1837Z0	BRACKET, ROLLER (LH)	3		
A36-33	LM315GC6002A0	ROLLER ASSY, FRONT FIELD TYPE	3	F type	
A36-34	LM315GC6006Z0	BRACKET, ROLLER 142 (RH)	6		
A36-35	LM315GC6005Z0	BRACKET, ROLLER 142 (LH)	6		
A36-36	K0071001192	BOLT, LARGE HEAD SQUARE ROOT M8-35	6		



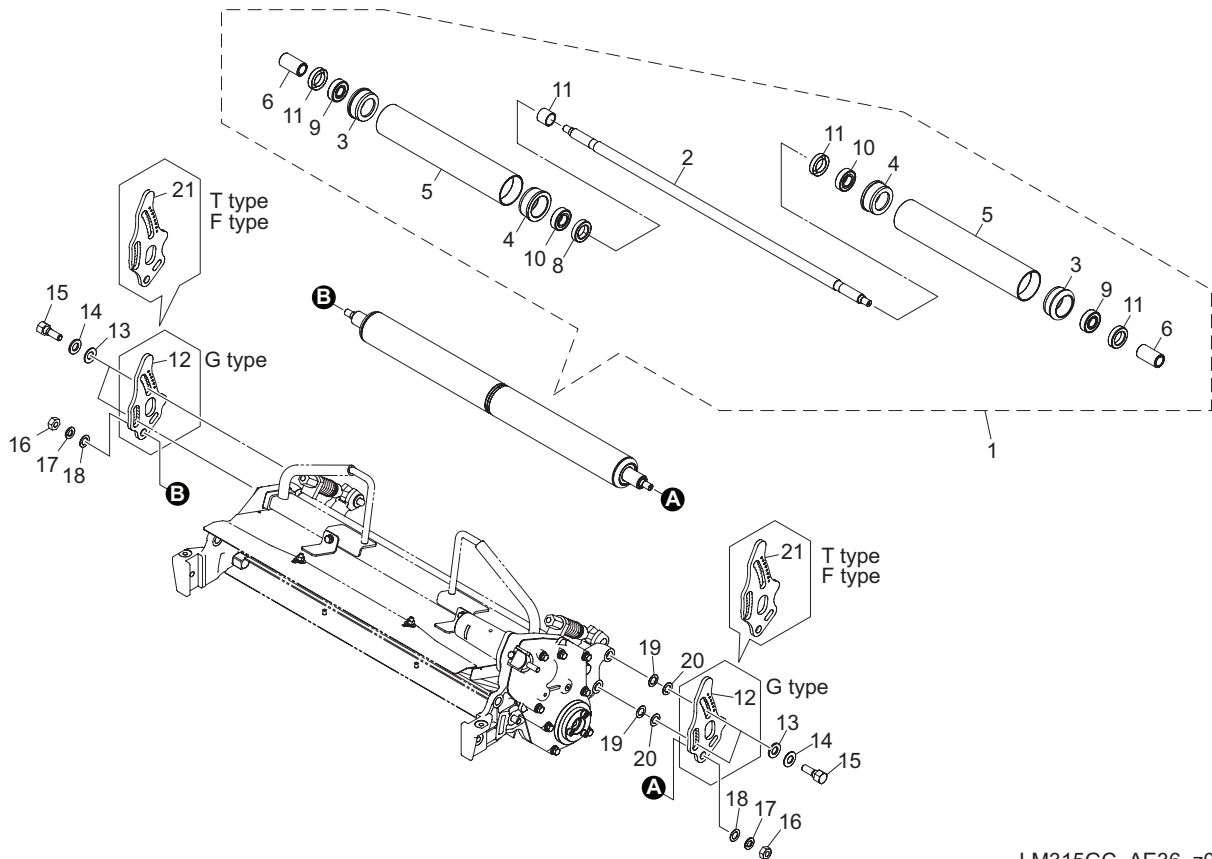
LM315GC_AB36_z02

Cat No.	Code No.	Part name	Qty	Remark	SN of application
B36-1	K5051015280	WASHER, C5191P 1-15-28	6		
B36-2	K0616062020	BEARING, BALL SEAL 2NSEC3 6202	6		
B36-3	K1440000010	GREASE NIPPLE, STRAIGHT TYPE A	6		
B36-4	LM315GC5024Z2	BOLT, FIXING	12		
B36-5	K0211120002	SPRING, CONICAL DISC H M12	12		
B36-6	K5000120002	WASHER, M12	12		
B36-7	LM315GC5023Z2	BRACKET, REAR ROLLER	6	G type	
B36-8					
B36-9	K0108100002	NUT, P1 M10-3	6		
B36-10	K0200100002	WASHER, SPRING M10	6		
B36-11	K5000100002	WASHER, M10	6		
B36-12	K6211000442	COLLAR, SGP 16.1-21.7-30.5	6		
B36-13	LM315GB2028Z0	ROLLER, REAR MOWER	3		
B36-14	LM150GA1363D0	HOUSING, ROLLER	6		
B36-15	K0801525040	OIL SEAL, MH15254	6		
B36-16	K0811635090	OIL SEAL, HMS16359	6		
B36-17	LM150GA1365AD	ROLLER, REAR	3		
B36-18	LM150GA1364E0	SHAFT, REAR ROLLER	3		
B36-19	K5011012202	WASHER, SPCC 1-12-20	0-3	for adjustment	
B36-20	K5010412202	WASHER, SPCC 0.4-12-20	0-6	for adjustment	
B36-21	LM315GC6004Z2	BRACKET, REAR ROLLER	6	T, F type	
B36-22					
B36-23	LM315F-1829Z0	ROLLER COMP, REAR	3		
B36-24	LM315F-1809ZD	ROLLER, REAR MOWER	3		



LM315GC_AD36_z01

Cat No.	Code No.	Part name	Qty	Remark	SN of application
D36-1	LM315GC8220Z0	ROLLER COMP, FRONT SPLIT TYPE	3		
D36-2	LM315GC8215Z0	SHAFT, FRONT ROLLER	3		
D36-3	LM315GC8216ZD	ROLLER, FRONT 50 (SIDE)	6		
D36-4	LM315GC8217ZD	ROLLER, FRONT 50 (CENTER)	3		
D36-5	LM315GC8218Z2	COLLAR, 18-22-18.3	6		
D36-6	K0612062020	BEARING, BALL SEAL 2RD 6202	12		
D36-7	K0612060030	BEARING, BALL SEAL 2RD 6003	18		
D36-8	K0822235080	OIL SEAL, MHS A22358	24		
D36-9	K0851535080	OIL SEAL, P J N15358	6		
D36-10	K5060225350	WASHER, SPTE 0.29-25-35	0-6	for adjustment	
D36-11	K0028060100	SETSCREW, SUS M6-10	24		
D36-12	LM315GA1839Z2	BRACKET, ROLLER (LH)	3	G type, w.o./Groomer	
D36-13	K0071000152	BOLT, LEFT-HANDED THREAD	3		
D36-14	LM315GA1840Z2	BRACKET, ROLLER (RH)	3	G type, w.o./Groomer	
D36-15	K6083000042	PIN, STEPPED M15-19	3		
D36-16	K0149083202	NUT, HIGH M8-13-20	6		
D36-17	K5000080002	WASHER, M8	12		
D36-18	K0213080002	WASHER, DISK SPRING 1H M8	12		
D36-19	LM315GC5034Z2	ADJUSTER, ROLLER	6		
D36-20	LM315GC5033Z0	SCREW, ADJUSTING ROLLER	6		
D36-21	K0025080302	BOLT, CARRIAGE M8-30	6		
D36-22	LM315GA1838Z0	BRACKET, ROLLER (RH)	3	G type, w./Groomer, T type	
D36-23	K0401015001	RING, RETAINING S M15	6		
D36-24	LM315GA1836Z0	BOLT, SUS MOUNTING MOWER (RH)	6		
D36-25	K0100060002	NUT, M6	12		
D36-26	K0000060252	BOLT, M6-25	12		
D36-27	LM315GA1835Z0	BOLT, SUS MOUNTING MOWER (LH)	6		
D36-28	LM315GA1837Z0	BRACKET, ROLLER (LH)	3	G type, w./Groomer, T type	
D36-29	LM315GC6006Z0	BRACKET, ROLLER 142 (RH)	3	F type	
D36-30	LM315GC6005Z0	BRACKET, ROLLER 142 (LH)	3	F type	

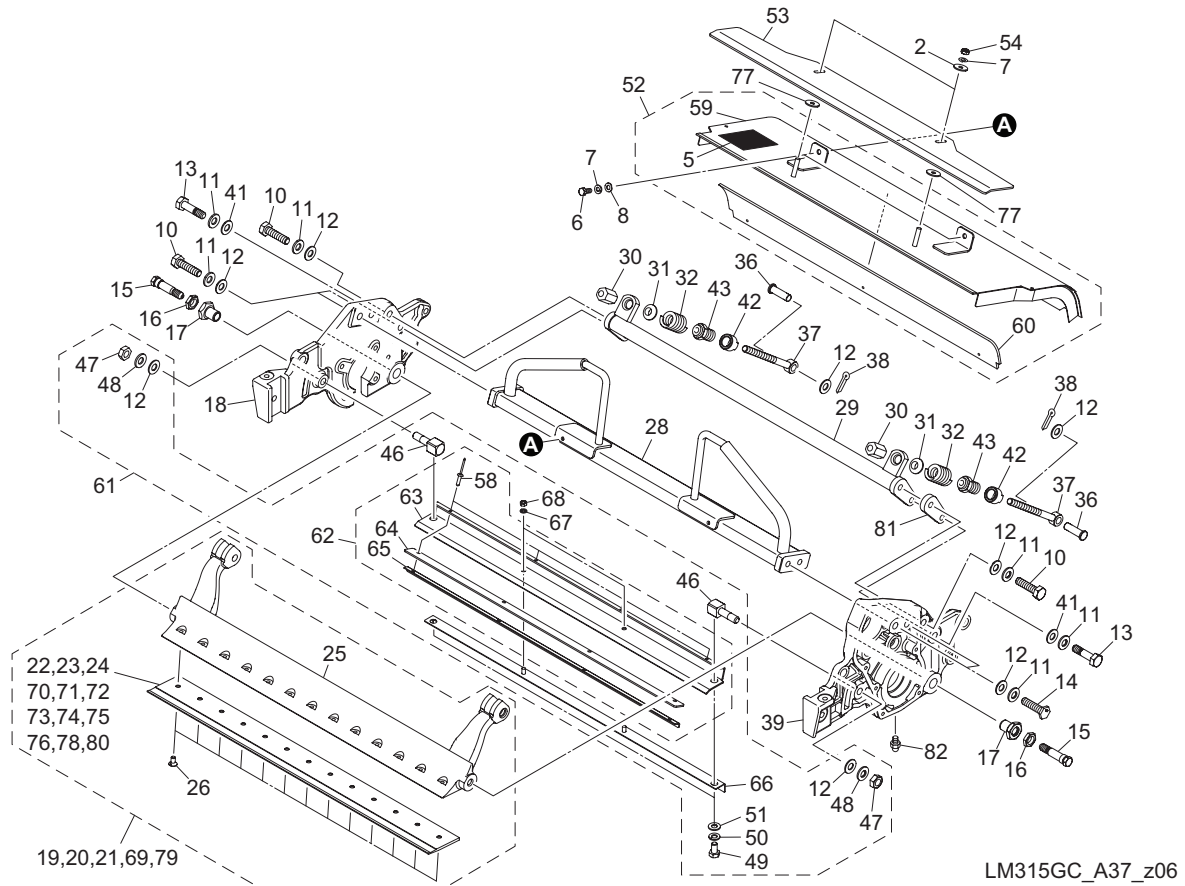


LM315GC_AE36_z00

Cat No.	Code No.	Part name	Qty	Remark	SN of application
E36-1	LM315GC8230Z0	ROLLER COMP, SPLIT (REAR)	3		
E36-2	LM315GC8210Z0	SHAFT, REAR ROLLER	3		
E36-3	LM315GC8232Z0	HOUSING, ROLLER A	6		
E36-4	LM315GC8233Z0	HOUSING, ROLLER B	6		
E36-5	LM315GC8234ZD	ROLLER, REAR	6		
E36-6	LM315GC8235Z2	COLLAR, 15.1-22-40.5	6		
E36-7	K0028060100	SETSCREW, SUS M6-10	8		
E36-8	LM315GC8218Z2	COLLAR, 18-22-18.3	9		
E36-9	K0612062020	BEARING, BALL SEAL 2RD 6202	12		
E36-10	K0612060030	BEARING, BALL SEAL 2RD 6003	18		
E36-11	K0822235080	OIL SEAL, MHS A22358	24		
E36-12	LM315GC5023Z2	BRACKET, REAR ROLLER	6		
E36-13	K5000120002	WASHER, M12	12		
E36-14	K0211120002	SPRING, CONICAL DISC H M12	12		
E36-15	LM315GC5024Z2	BOLT, FIXING	12		
E36-16	K0108100002	NUT, P1 M10-3	6		
E36-17	K0200100002	WASHER, SPRING M10	6		
E36-18	K5000100002	WASHER, M10	6		
E36-19	K5011012202	WASHER, SPCC 1-12-20	0-3	for adjustment	
E36-20	K5010412202	WASHER, SPCC 0.4-12-20	0-3	for adjustment	
E36-21	LM315GC6004Z2	BRACKET, REAR ROLLER	6		

37. Mower unit section F

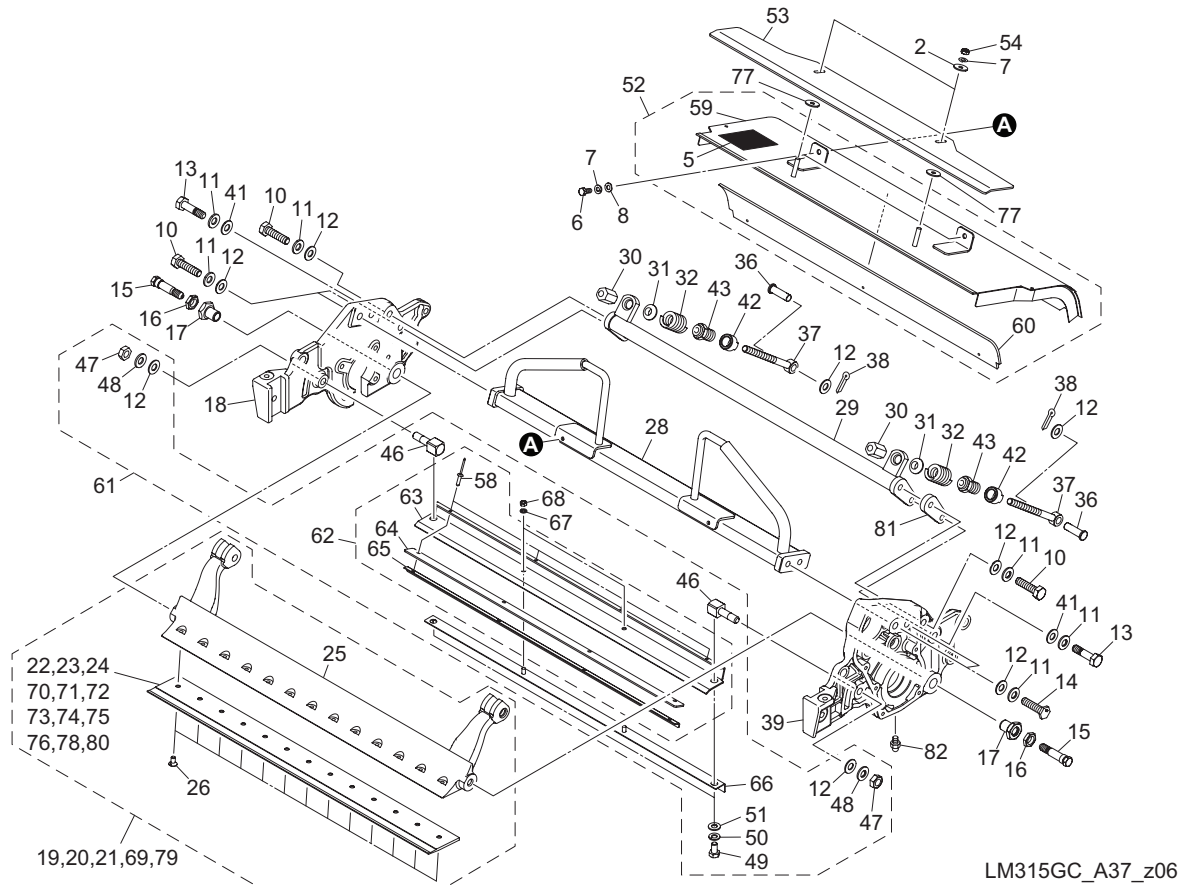
LM315GC



Cat No.	Code No.	Part name	Qty	Remark	SN of application
37-1					
37-2	K5011006182	WASHER, SPCC 1-6-18	6		
37-3					
37-4					
37-5	K4205001600	DECAL, CAUTION CUTTING HANDS/FEET	3		
37-6	K0000060152	BOLT, M6-15	6		
37-7	K0200060002	WASHER, SPRING M6	12		
37-8	K5000060002	WASHER, M6	6		
37-9					
37-10	K0000100402	BOLT, M10-40	12		
37-11	K0213100002	WASHER, DISK SPRING 1H M10	24		
37-12	K5000100002	WASHER, M10	36		
37-13	K0071000592	BOLT, POSITIONING M10-40	6		
37-14	K0071001032	BOLT, SPECIAL M10-40	6		
37-15	K6082000010	BOLT, SUS STEPPED FOR FIXING CUTTER	6		
37-16	K0160000112	NUT, LOCKING	6		
37-17	K6010000010	BUSH, STEPPED	6		
37-18	LM315GC5003ZR	FRAME, (RH)	3		
37-19	LM315GC5602Z0	BEDKNIFE COMP, 1.5	3	t=1.5	
37-20	LM315GC5025Z0	BEDKNIFE COMP, 2.0	3	t=2.0	
37-21	LM315GC5402Z0	BEDKNIFE COMP, 3.0	3	t=3.0	
37-22	K2511000270	BEDKNIFE, 1.5-22	3	t=1.5	
37-23	K2511000280	BEDKNIFE, 2.0-22	3	t=2.0	
37-24	K2510000060	BEDKNIFE, TIPPED 3.0-22	3	t=3.0	
37-25	LM315GC5026ZR	BASE, BED KNIFE	3		
37-26	K0071000222	SCREW, HT + FLAT HEAD M6-12	39		
37-27					
37-28	LM315GC5010ZR	STAY, MIDDLE	3		
37-29	LM315GC5007ZR	STAY, REAR	3		
37-30	K0160000632	NUT, SPECIAL M10-25	6		

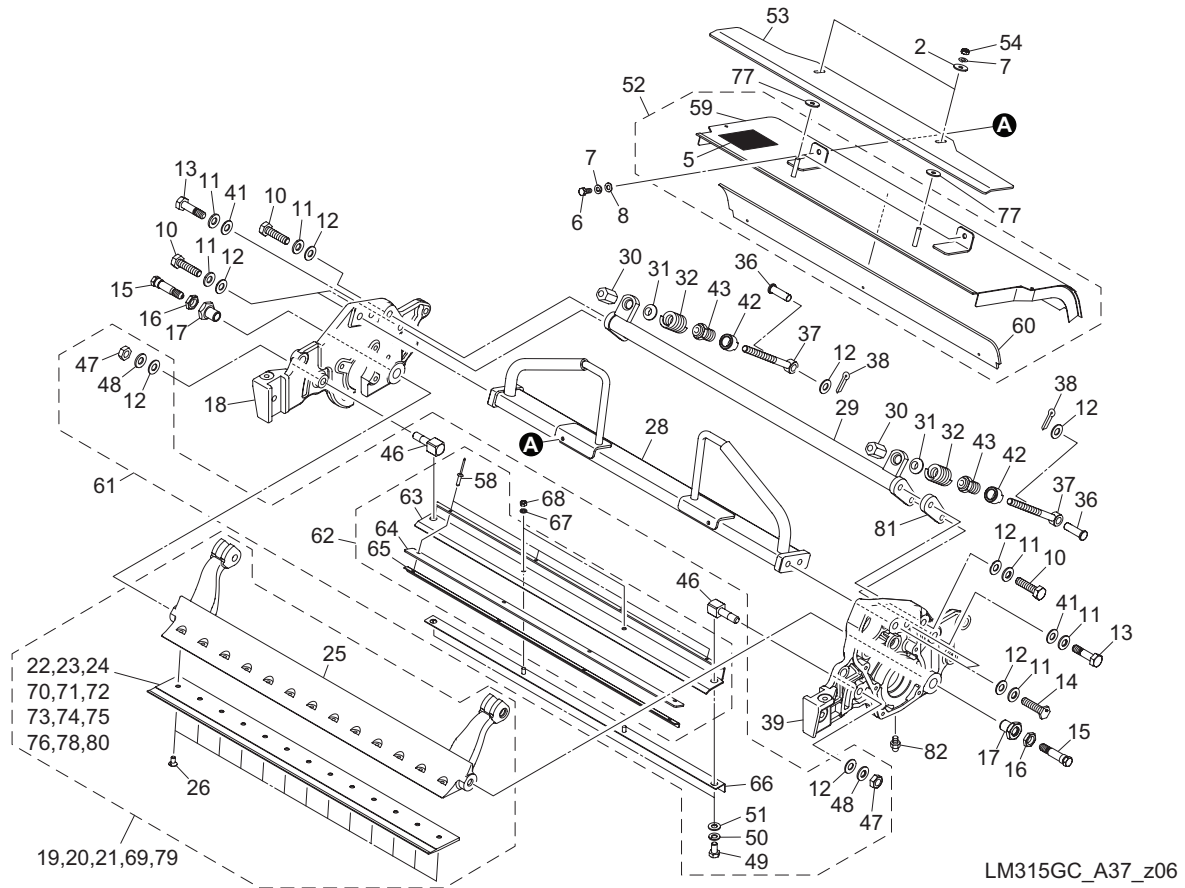
37. Mower unit section F

LM315GC



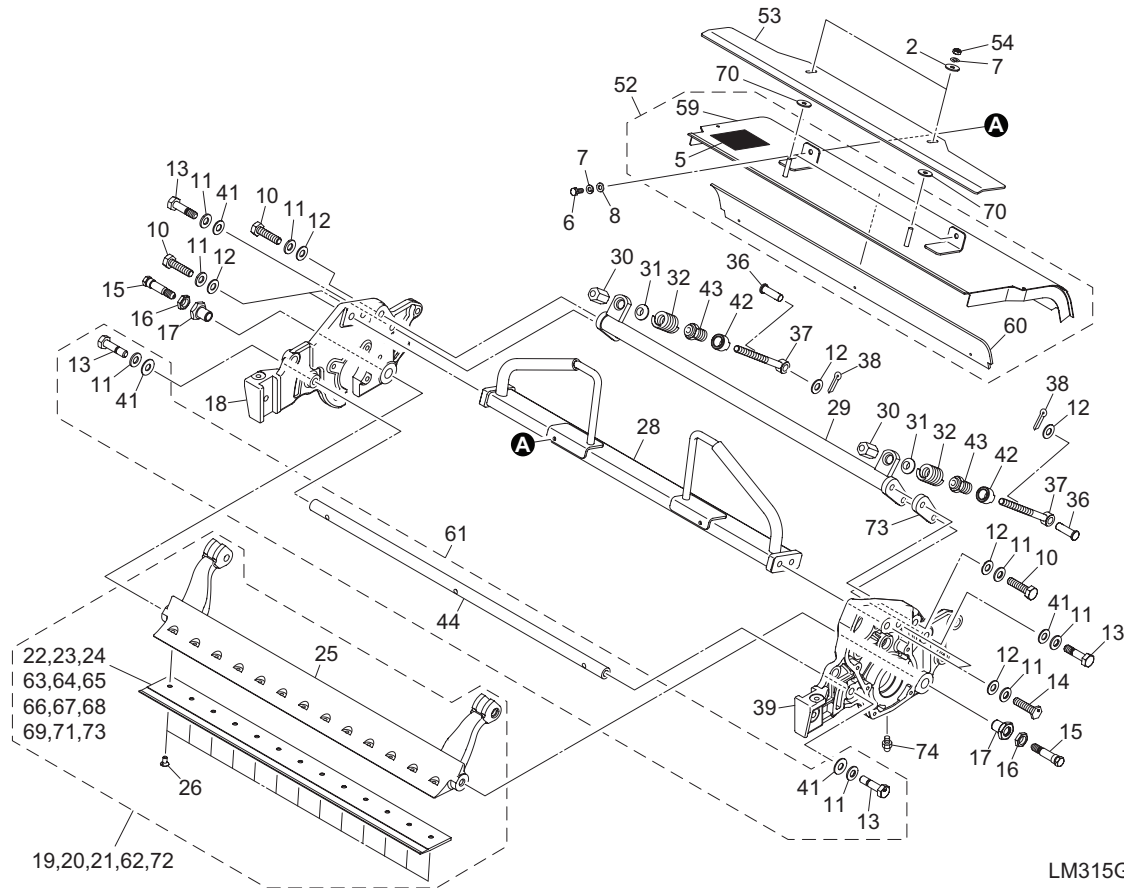
LM315GC_A37_z06

Cat No.	Code No.	Part name	Qty	Remark	SN of application
37-31	K6206000172	RECEIVER, SPRING	6		
37-32	K1000000618	SPRING, COMPRESSION M5-25-35	6		
37-33					
37-34					
37-35					
37-36	K6032000052	PIN, FLAT HEAD M10-32	6		
37-37	K6511000022	BOLT, ADJUSTING CUTTER 120	6		
37-38	K0300025202	PIN, COTTER M2.5-20	6		
37-39	LM315GC5002AR	FRAME, (LH)	3		
37-40					
37-41					
37-42	LM315GC5030Z2	PIPE, ADJUSTING	6		
37-43	LM315GC5031Z2	PIPE, 25 W/ADJUSTING SCREW	6		
37-44					
37-45	LM315GC5036Z0	PLATE COMP, SUPPORTING	3		
37-46	LM315GC5035Z2	BOLT, MOUNTING SUPPORT PLATE	6		
37-47	K0144100002	NUT, W/F-RING M10	6		
37-48	K0210100002	SPRING, CONICAL DISC L M10	6		
37-49	K0000080152	BOLT, M8-15	6		
37-50	K0200080002	WASHER, SPRING M8	6		
37-51	K5000080002	WASHER, M8	6		
37-52	LM315GC5041Z0	COVER COMP, REEL	3		
37-53	LM315GC5044ZR	PLATE, EDGE OF REEL COVER	3		
37-54	K0100060002	NUT, M6	6		
37-55	LM315GC5037ZR	PLATE, SUPPORTING	3		
37-56	LM315GC5038Z0	RUBBER, PLATE	3		
37-57	LM315GC5039ZR	PLATE, RETAINING RUBBER	3		
37-58	K4510615160	RIVET, BLIND AVEX 1661-0516	12		
37-59	LM315GC5042ZR	COVER, REEL	3		
37-60	LM315GC5043Z0	RUBBER, REEL COVER	3		



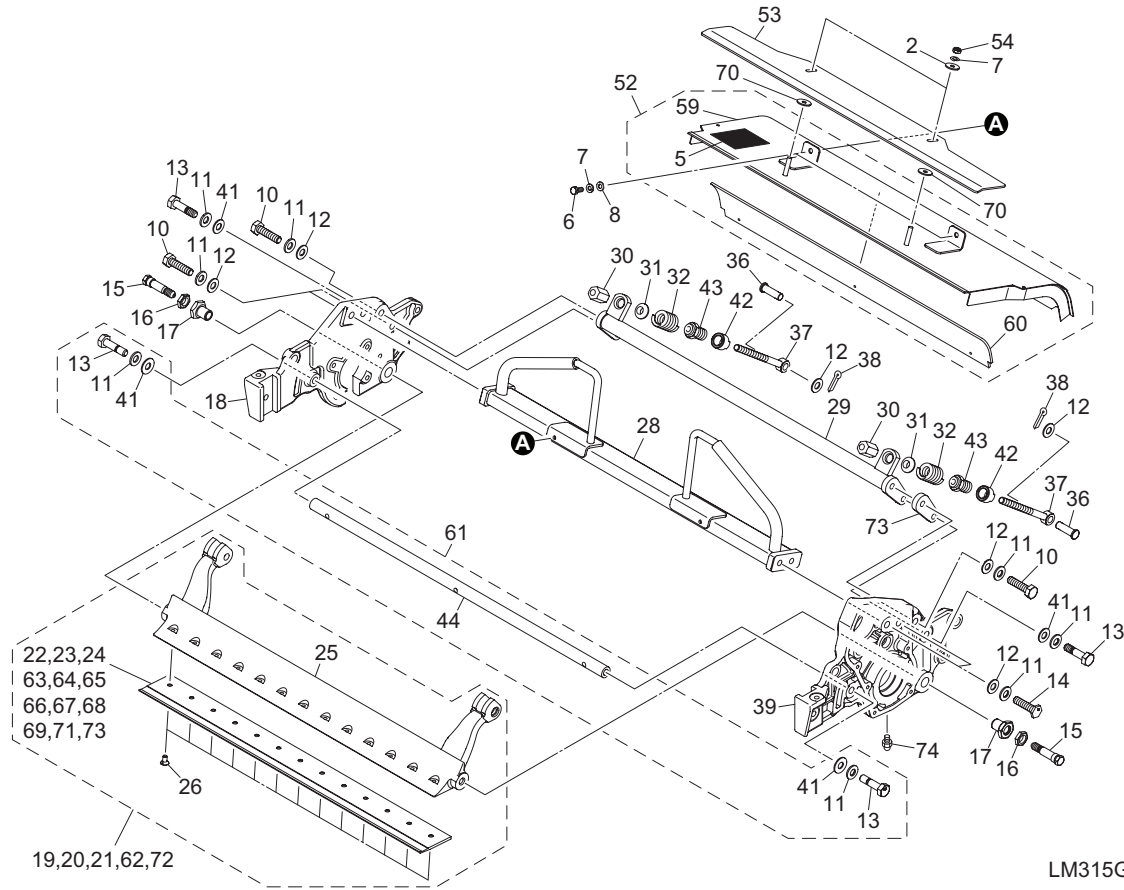
LM315GC_A37_z06

Cat No.	Code No.	Part name	Qty	Remark	SN of application
37-61	LM315GC5045Z0	PLATE ASSY, SUPPORTING	3		
37-62	LM315GC5047Z0	PLATE COMP, SUPPORTING	3		
37-63	LM315GC5048ZR	PLATE, SUPPORTING	3		
37-64	LM315GC5049Z0	RUBBER, PLATE 2-20	3		
37-65	LM315GC5050ZR	PLATE, RETAINING RUBBER	3		
37-66	LM315GC5051ZR	PLATE, GUARD	3		
37-67	K0200050002	WASHER, SPRING M5	6		
37-68	K0100050002	NUT, M5	6		
37-69	LM315GC6202Z0	BEDKNIFE COMP, 2.0L	3	t=2.0, Off set=2.5	
37-70	K2511000390	BEDKNIFE, 1.5-22-47	3	t=1.5, Off set=5.0	
37-71	LM55GD-9085A0	BEDKNIFE, 1.5-44.5	3	t=1.5, Off set=2.5	
37-72	K2511000350	BEDKNIFE, 2.0-22-47	3	t=2.0, Off set=5.0	
37-73	K2511000450	BEDKNIFE, 2.0-22-44.5	3	t=2.0, Off set=2.5	
37-74	K2511000050	BEDKNIFE, 2.5-22	3	t=2.5	
37-75	K2511000240	BEDKNIFE, 2.5-22-47	3	t=2.5, Off set=5.0	
37-76	K2511000510	BEDKNIFE, TAKUMI 1.0-22-44.5	3	t=1.0, Off set=2.5	
37-77	K5011008182	WASHER, SPCC 1-8-18	6		
37-78	K2511000490	BEDKNIFE, TAKUMI 1.0-22	3	t=1.0	
37-79	LM315GCA403Z0	BEDKNIFE & BASE COMP, 1.5	3	t=1.5, W/HSS	
37-80	K2510000320	BEDKNIFE, TIPPED 1.5-22	3	t=1.5, W/HSS	
37-81	LM315GC5070Z0	WASHER, ADJUSTMENT	3		
37-82	K1440000010	GREASE NIPPLE, STRAIGHT TYPE A	3		



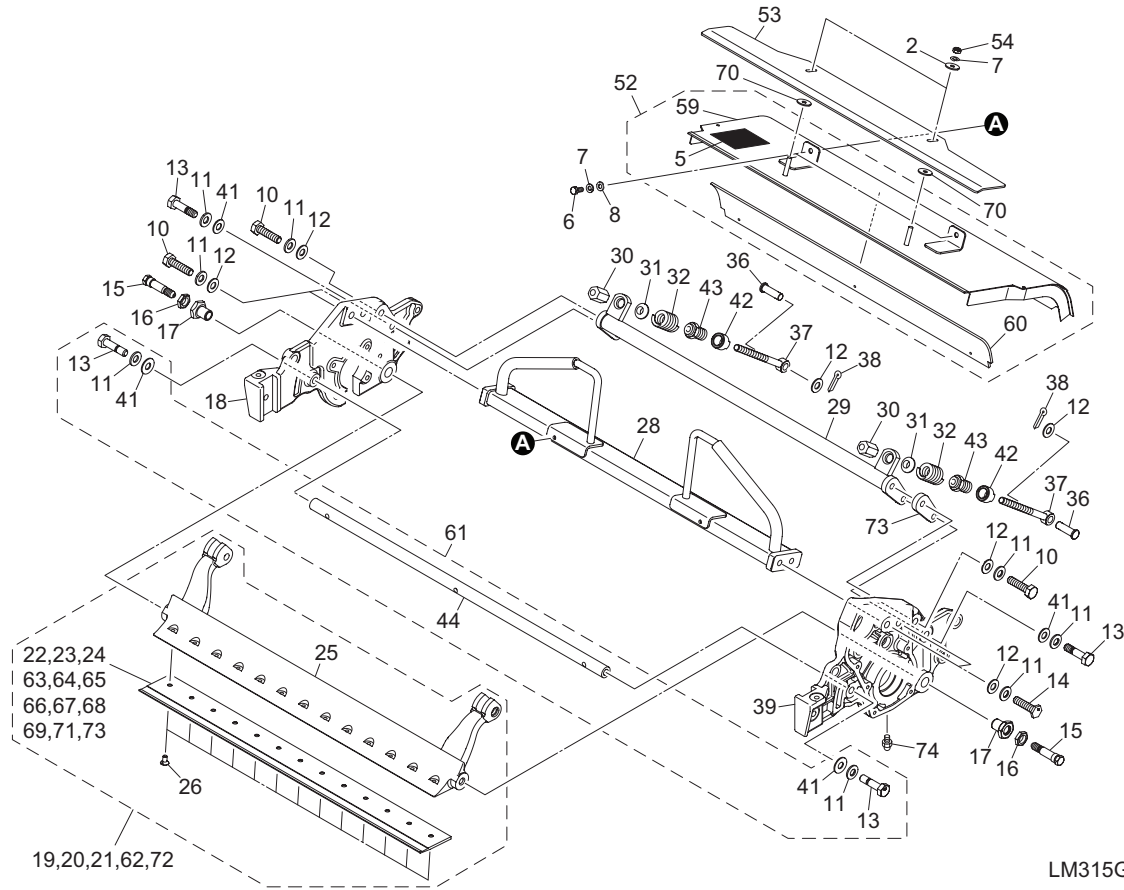
LM315GC_AA37_z04

Cat No.	Code No.	Part name	Qty	Remark	SN of application
A37-1					
A37-2	K5011006182	WASHER, SPCC 1-6-18	6		
A37-3					
A37-4					
A37-5	K4205001600	DECAL, CAUTION CUTTING HANDS/FEET	3		
A37-6	K0000060152	BOLT, M6-15	6		
A37-7	K0200060002	WASHER, SPRING M6	12		
A37-8	K5000060002	WASHER, M6	6		
A37-9					
A37-10	K0000100402	BOLT, M10-40	12		
A37-11	K0213100002	WASHER, DISK SPRING 1H M10	30		
A37-12	K5000100002	WASHER, M10	24		
A37-13	K0071000592	BOLT, POSITIONING M10-40	12		
A37-14	K0071001032	BOLT, SPECIAL M10-40	6		
A37-15	K6082000010	BOLT, SUS STEPPED FOR FIXING CUTTER	6		
A37-16	K0160000112	NUT, LOCKING	6		
A37-17	K6010000010	BUSH, STEPPED	6		
A37-18	LM315GC5003ZR	FRAME, (RH)	3		
A37-19	LM315GC5602Z0	BEDKNIFE COMP, 1.5	3	t=1.5	
A37-20	LM315GC5025Z0	BEDKNIFE COMP, 2.0	3	t=2.0	
A37-21	LM315GC5402Z0	BEDKNIFE COMP, 3.0	3	t=3.0	
A37-22	K2511000270	BEDKNIFE, 1.5-22	3	t=1.5	
A37-23	K2511000280	BEDKNIFE, 2.0-22	3	t=2.0	
A37-24	K2510000060	BEDKNIFE, TIPPED 3.0-22	3	t=3.0	
A37-25	LM315GC5026ZR	BASE, BED KNIFE	3		
A37-26	K0071000222	SCREW, HT + FLAT HEAD M6-12	39		
A37-27					
A37-28	LM315GC5010ZR	STAY, MIDDLE	3		
A37-29	LM315GC5007ZR	STAY, REAR	3		
A37-30	K0160000632	NUT, SPECIAL M10-25	6		



LM315GC_AA37_z04

Cat No.	Code No.	Part name	Qty	Remark	SN of application
A37-31	K6206000172	RECEIVER, SPRING	6		
A37-32	K1000000618	SPRING, COMPRESSION M5-25-35	6		
A37-33					
A37-34					
A37-35					
A37-36	K6032000052	PIN, FLAT HEAD M10-32	6		
A37-37	K6511000022	BOLT, ADJUSTING CUTTER 120	6		
A37-38	K0300025202	PIN, COTTER M2.5-20	6		
A37-39	LM315GC5002AR	FRAME, (LH)	3		
A37-40					
A37-41	K5001100002	WASHER, M10-24	12		
A37-42	LM315GC5030Z2	PIPE, ADJUSTING	6		
A37-43	LM315GC5031Z2	PIPE, 25 W/ADJUSTING SCREW	6		
A37-44	LM315GC5028Z2	STAY, FRONT	3		
A37-45					
A37-46					
A37-47					
A37-48					
A37-49					
A37-50					
A37-51					
A37-52	LM315GC5041Z0	COVER COMP, REEL	3		
A37-53	LM315GC5044ZR	PLATE, EDGE OF REEL COVER	3		
A37-54	K0100060002	NUT, M6	6		
A37-55					
A37-56					
A37-57					
A37-58					
A37-59	LM315GC5042ZR	COVER, REEL	3		
A37-60	LM315GC5043Z0	RUBBER, REEL COVER	3		

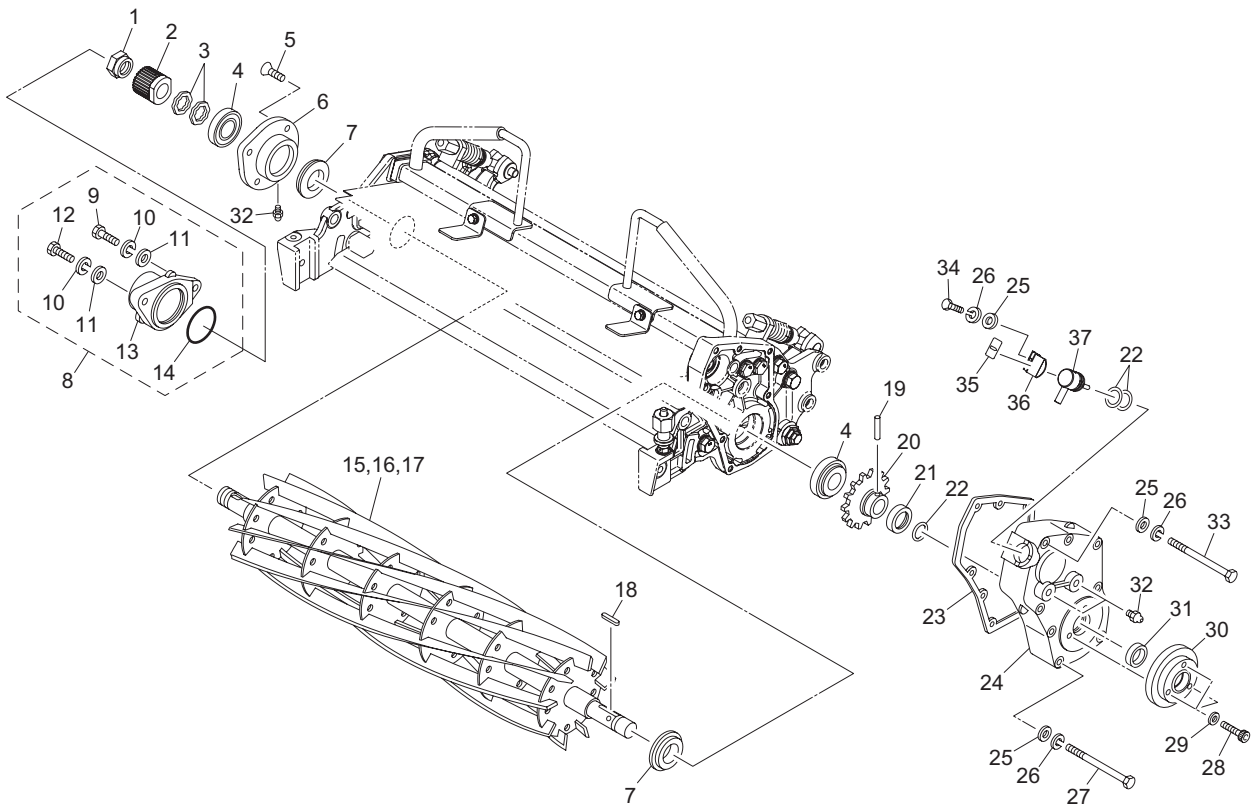


LM315GC_AA37_z04

Cat No.	Code No.	Part name	Qty	Remark	SN of application
A37-61	LM315GC6402Z0	STAY ASSY, PIPE	3		
A37-62	LM315GC6202Z0	BEDKNIFE COMP, 2.0L	3	t=2.0, Off set=2.5	
A37-63	K2511000390	BEDKNIFE, 1.5-22-47	3	t=1.5, Off set=5.0	
A37-64	LM55GD-9085A0	BEDKNIFE, 1.5-44.5	3	t=1.5, Off set=2.5	
A37-65	K2511000350	BEDKNIFE, 2.0-22-47	3	t=2.0, Off set=5.0	
A37-66	K2511000450	BEDKNIFE, 2.0-22-44.5	3	t=2.0, Off set=2.5	
A37-67	K2511000050	BEDKNIFE, 2.5-22	3	t=2.5	
A37-68	K2511000240	BEDKNIFE, 2.5-22-47	3	t=2.5, Off set=5.0	
A37-69	K2511000510	BEDKNIFE, TAKUMI 1.0-22-44.5	3	t=1.0, Off set=2.5	
A37-70	K5011008182	WASHER, SPCC 1-8-18	6		
A37-71	LM315GCA403Z0	BEDKNIFE & BASE COMP, 1.5	3	t=1.5, W/HSS	
A37-72	K2510000320	BEDKNIFE, TIPPED 1.5-22	3	t=1.5, W/HSS	
A37-73	LM315GC5070Z0	WASHER, ADJUSTMENT	3		
A37-74	K1440000010	GREASE NIPPLE, STRAIGHT TYPE A	3		

38. Mower unit section H (Gearbox)

LM315GC

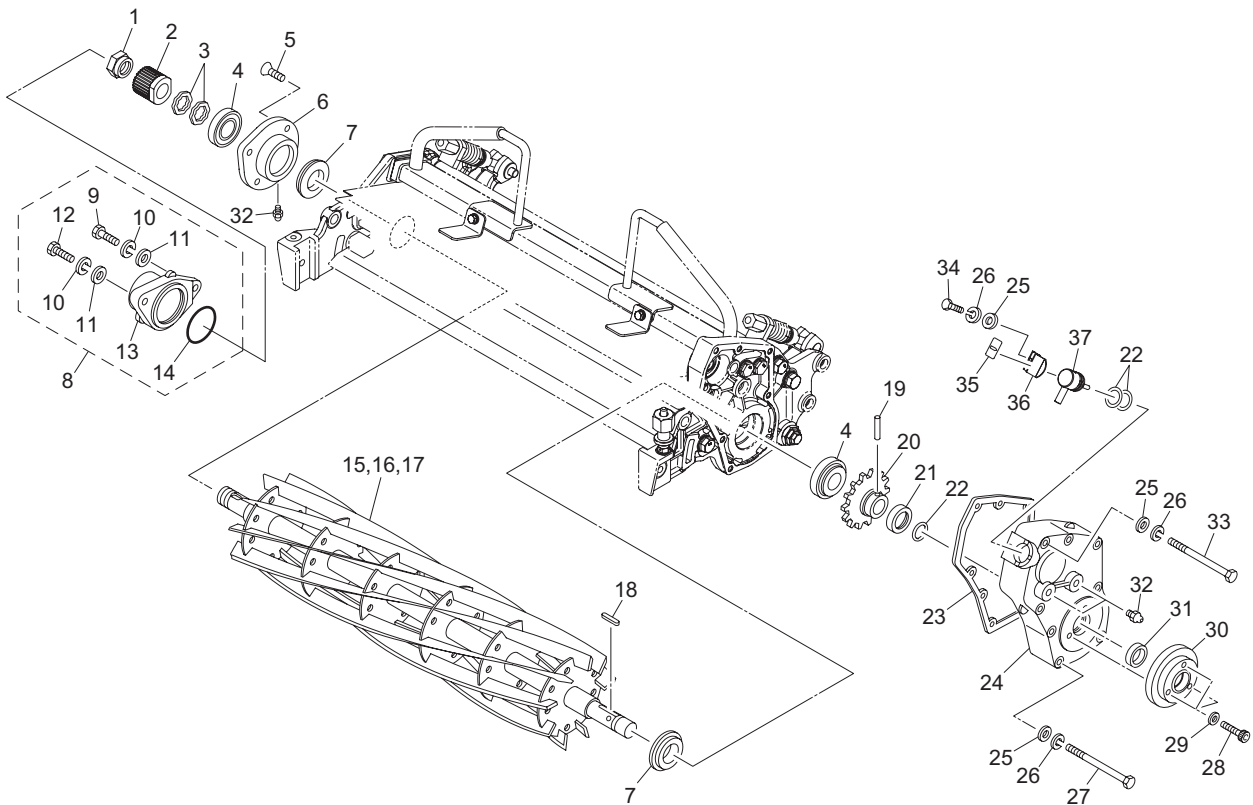


LM315GC_A38_z02

Cat No.	Code No.	Part name	Qty	Remark	SN of application
38-1	LM315GB2102Z0	NUT, SECURING REEL GEAR	3		
38-2	LM315GB2101Z0	GEAR, 20-TEETH	3		
38-3	K0224000011	WASHER, WAVE M20-0.35	6		
38-4	K0631302040	BEARING, TAPER ROLLER JRP6 30204	6		
38-5	K0053080202	BOLT, FLAT HEAD W/HEX. HOLE M8-20	9		
38-6	LM315GB2013A2	HOUSING, REEL (RH)	3		
38-7	K0830000020	OIL SEAL, 254210	6		
38-8	LM315GC5027Z0	PARTS KIT, MODIFYING TO W/O GROOMER	3		
38-9	K0000080302	BOLT, M8-30	3		
38-10	K0200080002	WASHER, SPRING M8	6		
38-11	K5000080002	WASHER, M8	6		
38-12	K0000080352	BOLT, M8-35	3		
38-13	LM315GB2019Z2	COVER, REEL SHAFT	3		
38-14	K0882045000	O-RING, G45	3		
38-15	K28315007BR	REEL CUTTER, 557-7	3	7 blades	
38-16	K28315009BR	REEL CUTTER, 557-9	3	9 blades	
38-17	K28315001BR	REEL CUTTER, 557-11	3	11 blades	
38-18	K0500404280	KEY, BOTH ROUND M4-428	3		
38-19	K6051045280	PIN, STRAIGHT HT 4.5-28	3		
38-20	LM315GB2004Z0	GEAR, REEL 40-TEETH	3		
38-21	K5300000282	COVER, FOR PIN LOCK	3		
38-22	K0880018000	O-RING, P18	9		
38-23	LM315GA1805A0	PACKING, GEAR COVER	3		
38-24	LM315GA1803ZR	COVER, GEAR	3		
38-25	K5000060002	WASHER, M6	27		
38-26	K0200060002	WASHER, SPRING M6	27		
38-27	K0000060702	BOLT, M6-70	21		
38-28	K001A060301	BOLT, 13T W/HEX HOLE M6-30	9		
38-29	K0215060001	WASHER, DISK SPRING 2H M6	9		
38-30	LM315GC5008Z0	METAL, FULCRUM	3		

38. Mower unit section H (Gearbox)

LM315GC

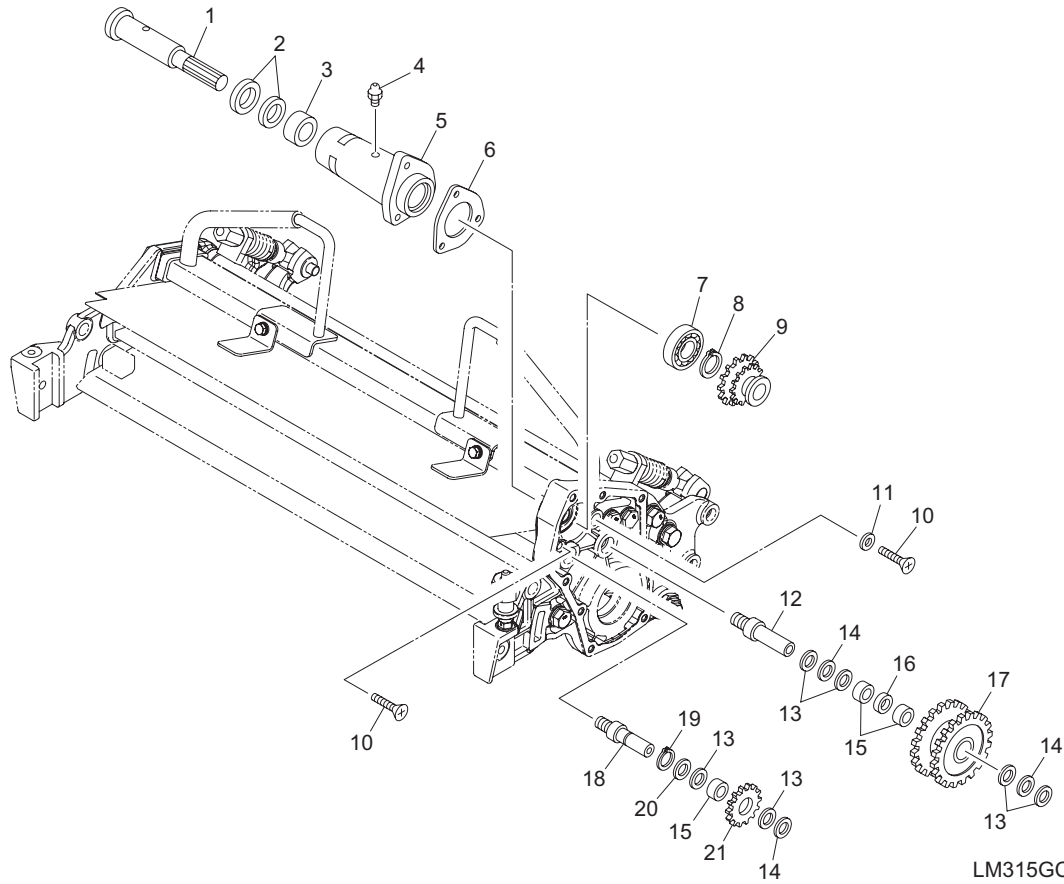


LM315GC_A38_z02

Cat No.	Code No.	Part name	Qty	Remark	SN of application
38-31	K0822030070	OIL SEAL, MHSA20307	3		
38-32	K1440000010	GREASE NIPPLE, STRAIGHT TYPE A	9		
38-33	K0003060802	BOLT, M6-80	3		
38-34	K0000060152	BOLT, M6-15	3		
38-35	K4203001550	DECAL, ROTATING DIRECTION	3		
38-36	LM315G-1382Z2	CLAMPER, CLUTCH LEVER	3		
38-37	LM315GC5011Z8	LEVER, REVERSING REEL	3		

39. Mower unit section I (Gearbox)

LM315GC

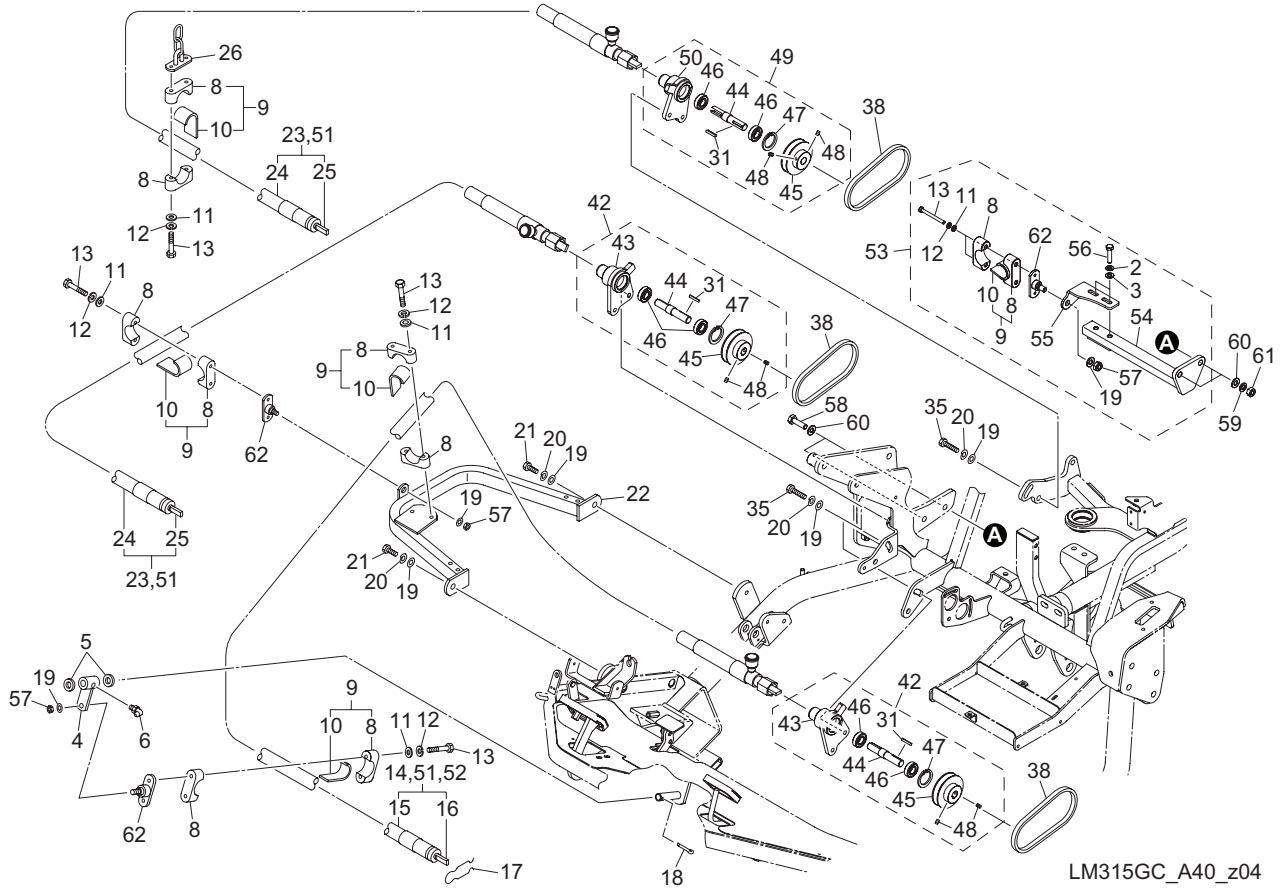


LM315GC_A39_z01

Cat No.	Code No.	Part name	Qty	Remark	SN of application
39-1	LM150GA1313E0	SHAFT, MOWER	3		
39-2	K0871212940	OIL SEAL, DS 21294	6		
39-3	K0736000010	BEARING, NEEDLE CAGE TAF 212920OG	3		
39-4	K1440000010	GREASE NIPPLE, STRAIGHT TYPE A	3		
39-5	LM315GA1804ZR	HOUSING, #1 SHAFT	3		
39-6	LM315GA1806Z0	PACKING, #1 SHAFT HOUSING	3		
39-7	K0612062030	BEARING, BALL SEAL 2RD 6203	3		
39-8	K0401016001	RING, RETAINING S M16	3		
39-9	LM315GB2002Z0	GEAR, DOUBLE 1-SHAFT 18-/22-TEETH	3		
39-10	K0041060352	SCREW, + FLAT HEAD M6-35	6		
39-11	LM315GB2008Z0	WASHER, RETAINING BEARING	3		
39-12	LM315GA1816Z0	COUNTERSHAFT	3		
39-13	K5051013220	WASHER, C5191P 1-13-22	18		
39-14	K5020813220	WASHER, NBS55 0.8-13-22	9		
39-15	K0701317100	BEARING, NEEDLE KT131710C3	9		
39-16	K6210000550	COLLAR, 14-175.5	3		
39-17	LM315GB2003Z0	GEAR, DOUBLE 37-/38T FOR COUNTERSHAFT	3		
39-18	LM315GA1817Z0	SHAFT, REVERSING	3		
39-19	K0401013001	RING, RETAINING S M13	3		
39-20	K6212003040	COLLAR, STKM 13.1-18-6	3		
39-21	LM315GB2005Z0	GEAR, 16-TOOTH REVERSING	3		

40. Mower unit section J (Flexible wire)

LM315GC

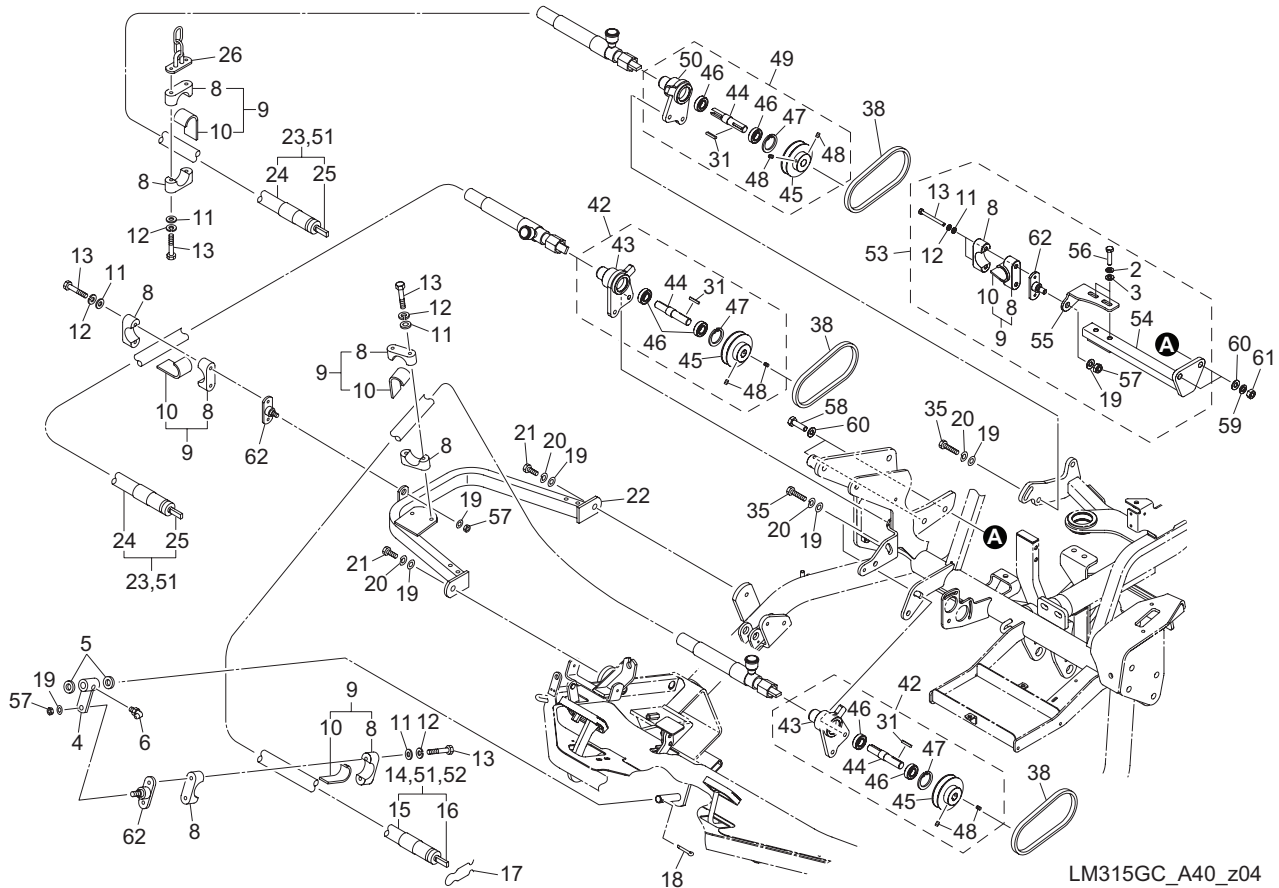


LM315GC_A40_z04

Cat No.	Code No.	Part name	Qty	Remark	SN of application
40-1					
40-2	K0200080002	WASHER, SPRING M8	2		
40-3	K5000080002	WASHER, M8	2		
40-4	LM315GC3007ZD	BRACKET, FLEXBLE WIRE	1		
40-5	K5051013220	WASHER, C5191P 1-13-22	2		
40-6	K1440000020	GREASE NIPPLE, 90 TYPE C	1		
40-7					
40-8	LM150GA0819AD	CLAMPER, FLEXIBLE WIRE	10		
40-9	LM315GC3006Z0	CLAMPER COMP, FREXIBLE WIRE	5		
40-10	K4033000110	RUBBER, PLATE 4.5-35103	5		
40-11	K5000060002	WASHER, M6	10		
40-12	K0200060002	WASHER, SPRING M6	10		
40-13	K0003060652	BOLT, M6-65	10		
40-14	LM315GA0804B0	WIRE, FLEXIBLE (LONG)	1		
40-15	LM315GA0805B0	OUTER, FLEXIBLE WIRE 2300	1		
40-16	LM315GA0806Z0	INNER, FLEXIBLE WIRE 2362	1		
40-17	LM150GA0817B8	CLAMP, FLEXIBLE WIRE	3		
40-18	K0302025250	PIN, COTTER SUS M2.5-25	1		
40-19	K5000100002	WASHER, M10	11		
40-20	K0200100002	WASHER, SPRING M10	8		
40-21	K0000100202	BOLT, M10-20	2		
40-22	LM315GC3008ZD	STAY, FLEXIBLE WIRE	1		
40-23	LM315GA0801A0	WIRE, FLEXIBLE	2		
40-24	LM315GA0802A0	OUTER, FLEXIBLE WIRE 1650	2		
40-25	LM315G-0803Z0	INNER, FLEXIBLE WIRE 1712	2		
40-26	LM315GC3019ZD	BRACKET, FREXIBLE WIRE	1		
40-27					
40-28					
40-29					
40-30					

40. Mower unit section J (Flexible wire)

LM315GC

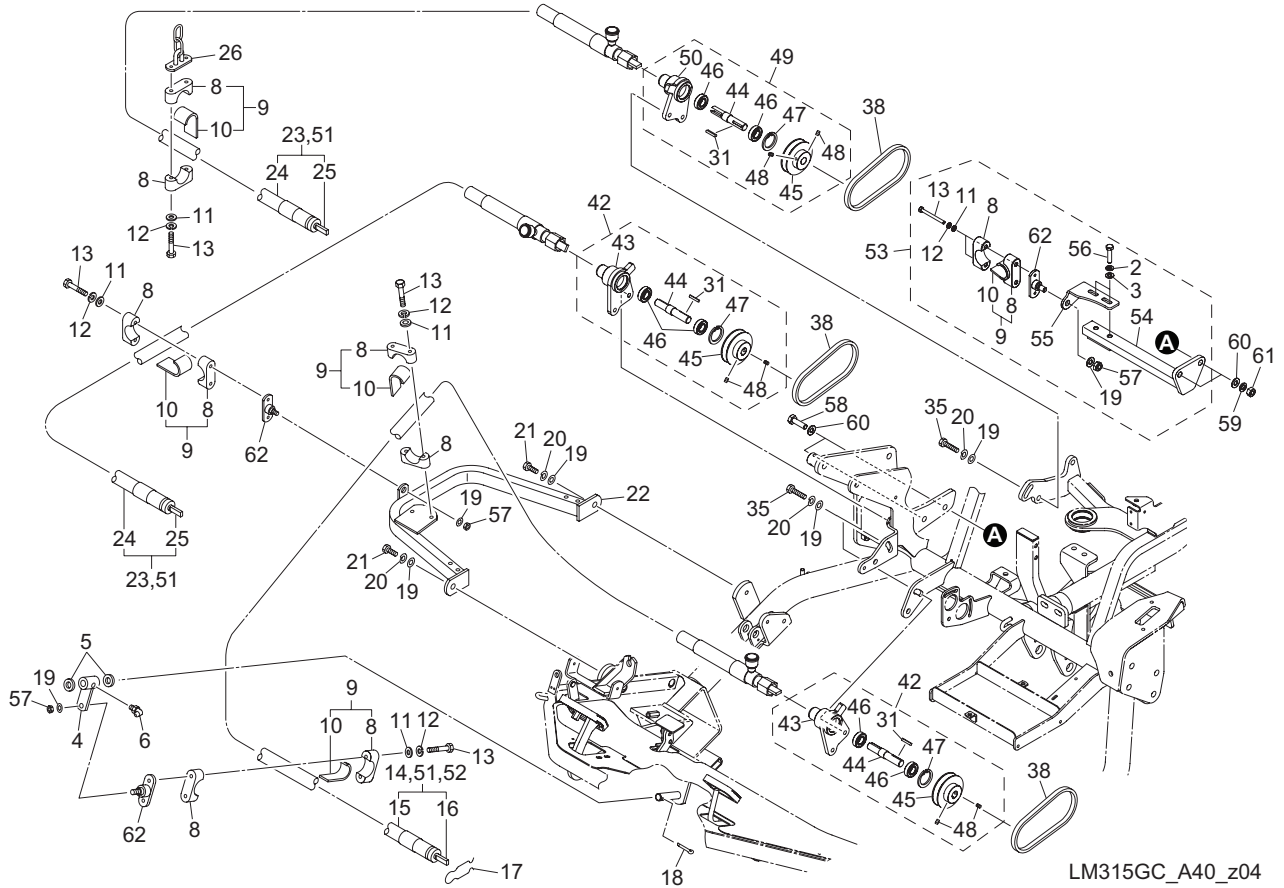


LM315GC_A40_z04

Cat No.	Code No.	Part name	Qty	Remark	SN of application
40-31	K05000404250	KEY, BOTH ROUND M4-425	3		
40-32					
40-33					
40-34					
40-35	K0000100252	BOLT, M10-25	6		
40-36					
40-37					
40-38	K2325028000	BELT, V LA28AG-6A	3		
40-39	K0000080202	BOLT, M8-20	4		
40-40	K0200080002	WASHER, SPRING M8	4		
40-41	K5000080002	WASHER, M8	4		
40-42	LM315GC3009Z0	HOUSING ASSY, FLEXIBLE WIRE A	2		
40-43	LM315GC3011Z2	RETAINER, FLEXIBLE WIRE A	2		
40-44	LM315GC3013Z0	SHAFT, CONNECTING FLEXIBLE WIRE	3		
40-45	LM315GC3014Z2	PULLEY	3		
40-46	K0612062020	BEARING, BALL SEAL 2RD 6202	6		
40-47	K0402035001	RING, RETAINING R M35	3		
40-48	K0023080151	SETSCREW, M8-15	6		
40-49	LM315GC3010Z0	HOUSING ASSY, FLEXIBLE WIRE B	1		
40-50	LM315GC3012Z2	RETAINER, FLEXIBLE WIRE B	1		
40-51	K3192004650	TUBE, SPIRAL SP20-465	5		
40-52	K3192011100	TUBE, SPIRAL SP20-1110	1		
40-53	LM315GC3015Z0	STAY ASSY, FREXIBLE WIRE #1	1		
40-54	LM315GC3016ZD	STAY, #1 FREXIBLE WIRE	1		
40-55	LM315GC3017ZD	PLATE, SUPPORTING FREXIBLE WIRE	1		
40-56	K0000080352	BOLT, M8-35	2		
40-57	K0144100002	NUT, W/F-RING M10	3		
40-58	K0000100352	BOLT, M10-35	2		
40-59	K0200100002	WASHER, SPRING M10	2		
40-60	K5000100002	WASHER, M10	4		

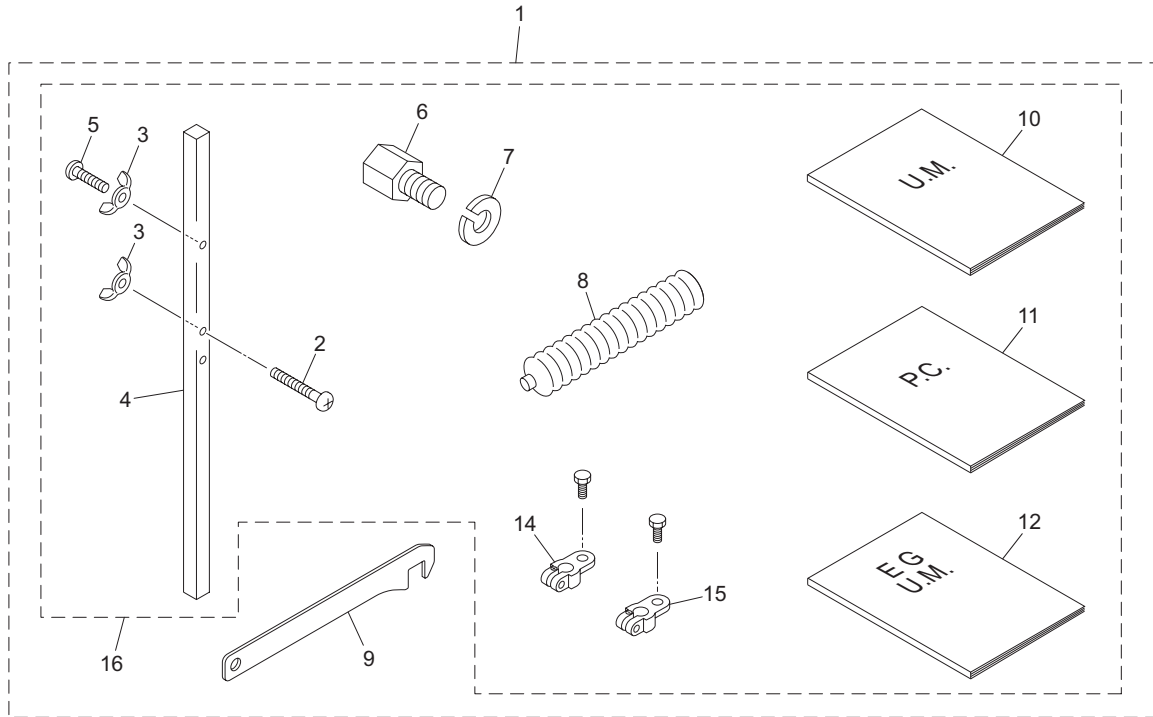
40. Mower unit section J (Flexible wire)

LM315GC



LM315GC_A40_z04

Cat No.	Code No.	Part name	Qty	Remark	SN of application
40-61	K0100100002	NUT, M10	2		
40-62	LM315GC3018Z3	BRACKET, FREXIBLE WIRE	3		

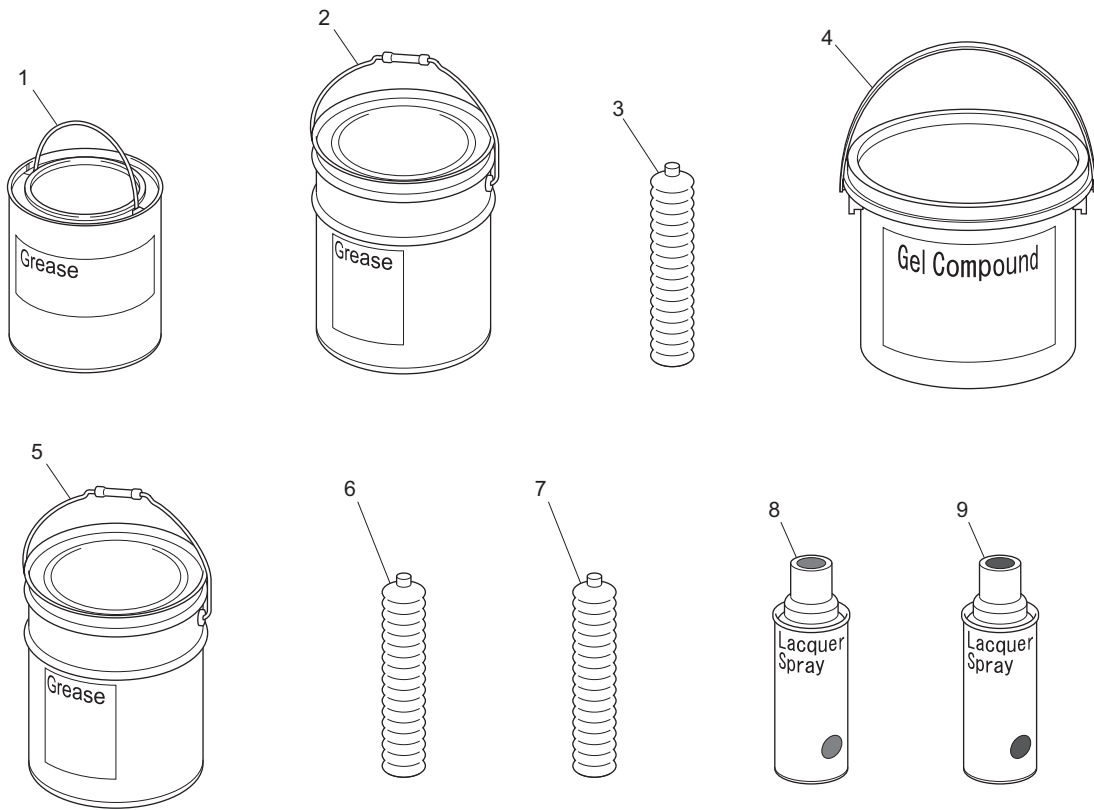


LM315GC_A41_a05

Cat No.	Code No.	Part name	Qty	Remark	SN of application
41a-1	LM315GC4401A0	ACCESSORIES, LM315-UK-D	1		
41-2	K0046060502	SCREW, + PAN HEAD M6-50	1		
41-3	K0141060002	NUT, WING M6-3	2		
41-4	K6090000072	GAUGE, CUTTING HEIGHT	1		
41-5	K0046060302	SCREW, + PAN HEAD M6-30	1		
41-6	LM315GC4203Z0	SHAFT, GRINDING REEL	3		
41-7	K0200080002	WASHER, SPRING M8	3		
41-8	K2928000400	GREASE, MORI SPEED NO.2 400	1		
41-9	LM315GC4002Z2	TOOL, ADJUSTING RECEIVER	1		
41a-10	750101-85-A	OWNERS OPERATING MANUAL, LM315GC Diesel	1		
41a-11	750101-85-B	PARTS CATALOG, LM315GC Diesel	1		
41-12	PF1J090-8916-0	OPERATING MANUAL, ENGINE KUBOTA D722	1		
41-13					
41a-14	K3612000070	TERMINAL, BATTERY (+) 4013-D-8-1	1		
41a-15	K3612000080	TERMINAL, BATTERY (-) 4013-D-8-2	1		
41a-16	LM315GC4501Z0	ACCESSORIES, LM315-CE-UK-D	1		

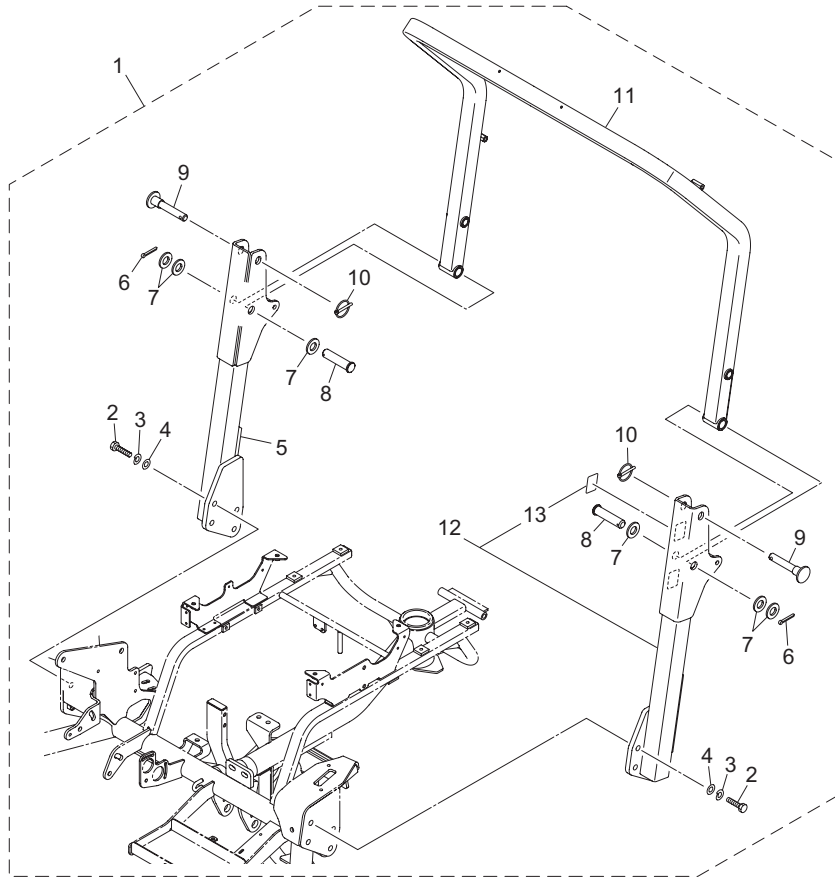
42. Maintenance supplies

LM315GC



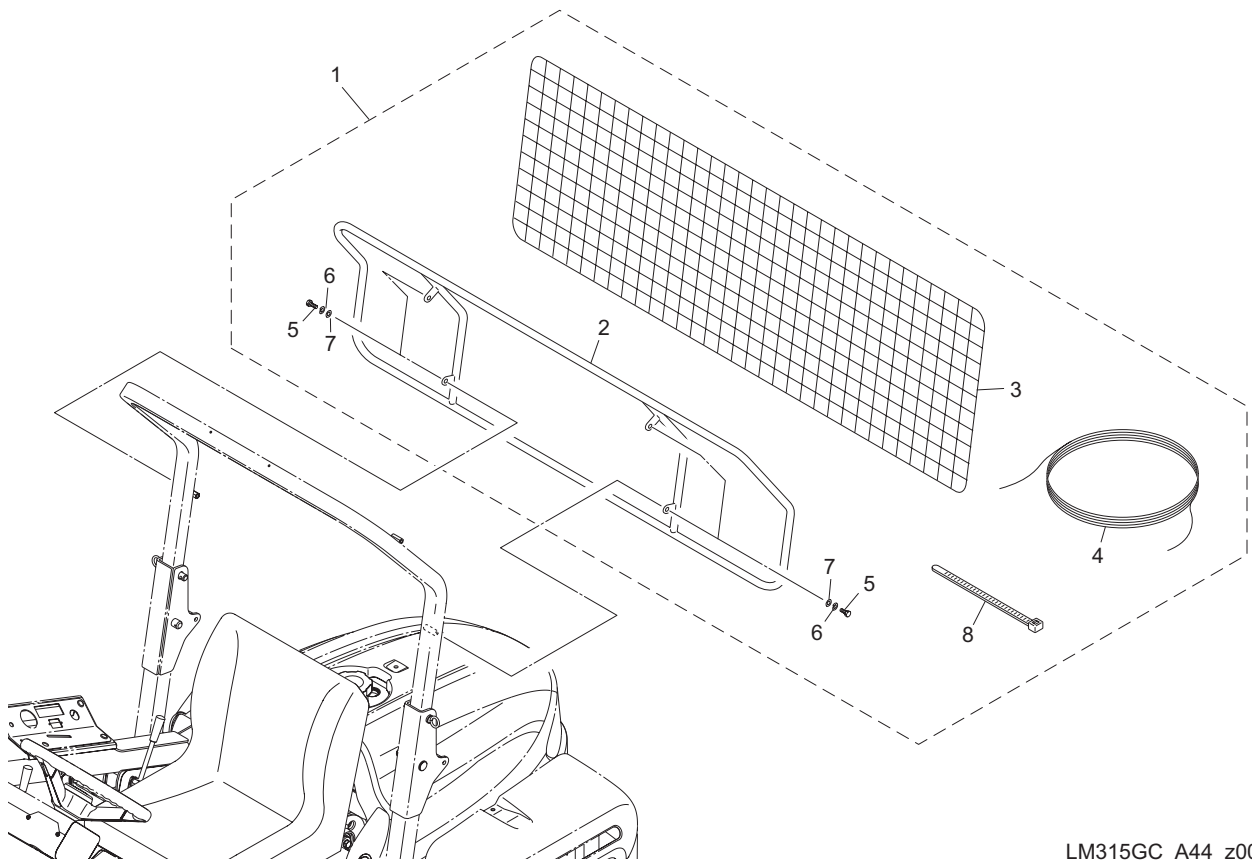
LM315GC_A42_z00

Cat No.	Code No.	Part name	Qty	Remark	SN of application
42-1	K2929002500	GREASE, DYNAMAX EP NO.1 (2.5KG)	1		
42-2	K2929016000	GREASE, DYNAMAX EP NO.1 (16KG)	1		
42-3	K2929000400	GREASE, DYNAMAX EP NO.1 (400G)	1		
42-4	6902110	PASTE ABRASIVE, GEL COMPOUND #220 (3.5KG X 1CAN)	1		
42-5	K2931018000	GREASE, EXCELITE EP NO.2 (18KG)	1		
42-6	K2931000400	GREASE, EXCELITE EP NO.2 (400G)	1		
42-7	K2922000400	GREASE, PYRONOC CC NO.0 (400G)	1		
42-8	750301	SPRAY, LACQUER WINE RED	1		
42-9	750304	SPRAY, LACQUER DARK GRAY	1		



LM315GC_A43_z02

Cat No.	Code No.	Part name	Qty	Remark	SN of application
43-1	LM315GC7001C0	ROPS ASSY, FOLDABLE	1		
43-2	K0010120402	BOLT, HT M12-40	8		
43-3	K0200120002	WASHER, SPRING M12	8		
43-4	K5000120002	WASHER, M12	8		
43-5	LM315GC7004BD	POLE, (RH)	1		
43-6	K0300032402	PIN, COTTER M3.2-40	2		
43-7	K5000200002	WASHER, M20	6		
43-8	K6033000082	PIN, FLAT HEAD HT 20-82	2		
43-9	LM315GC7005B2	PIN, LOCKING	2		
43-10	K6061060002	PIN, CLIP M6	2		
43-11	LM315GC7002BD	FRAME, ROPS	1		
43-12	LM315GC7006C0	POLE, W/DECAL (LH)	1		
43-13	K4205001710	DECAL, CAUTION ROPS	1		

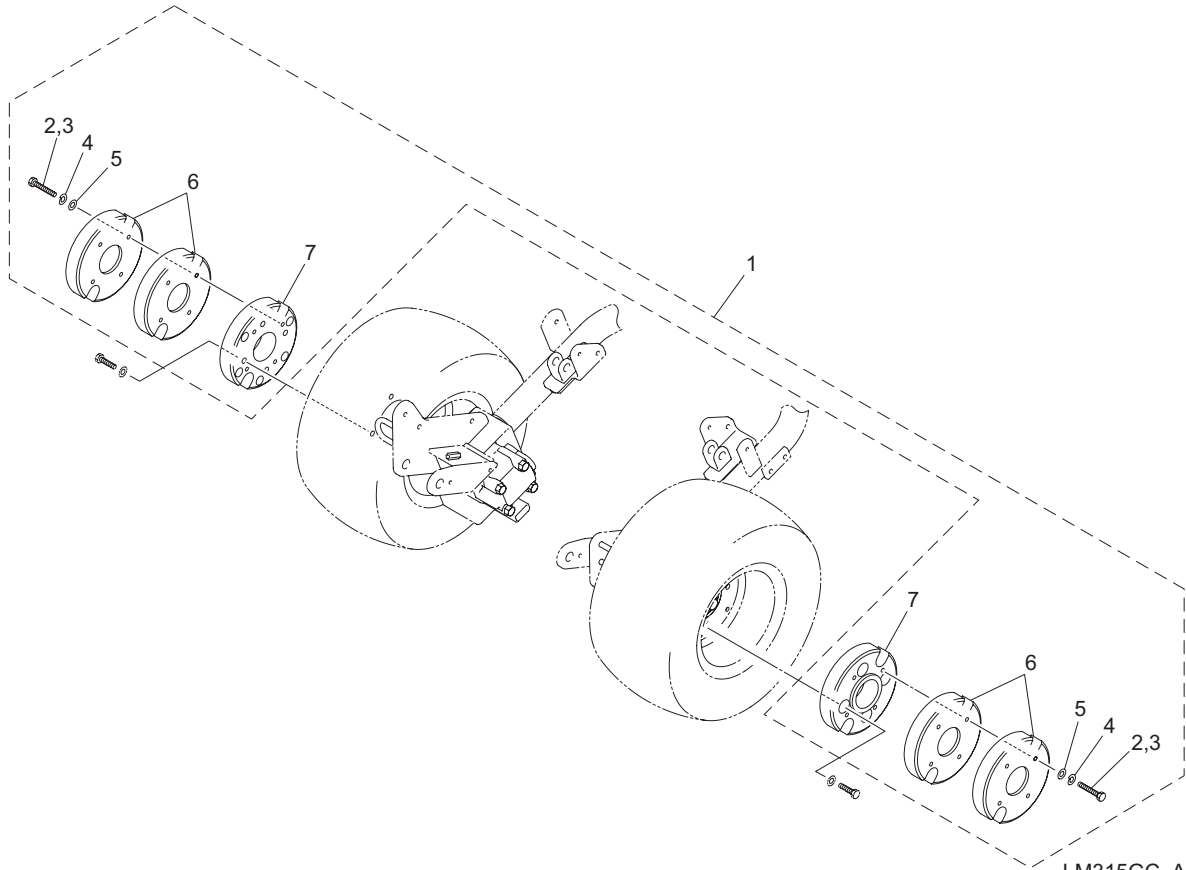


LM315GC_A44_z00

Cat No.	Code No.	Part name	Qty	Remark	SN of application
44-1	LM315GC7101A0	NET ASSY, BALL PROOF	1		
44-2	LM315GC7102ZD	FRAME, FOR BALL PROOF NET	1		
44-3	K4130000020	NET, PROTECTION 550*1375 S	1		
44-4	K4140000010	ROPE, PE 400/24 G	2		
44-5	K0000080152	BOLT, M8-15	4		
44-6	K0200080002	WASHER, SPRING M8	4		
44-7	K5000080002	WASHER, M8	4		
44-8	K4241000060	BAND, PLASTIC TRCV-160LW	80		

45. Front wheel weight section

LM315GC

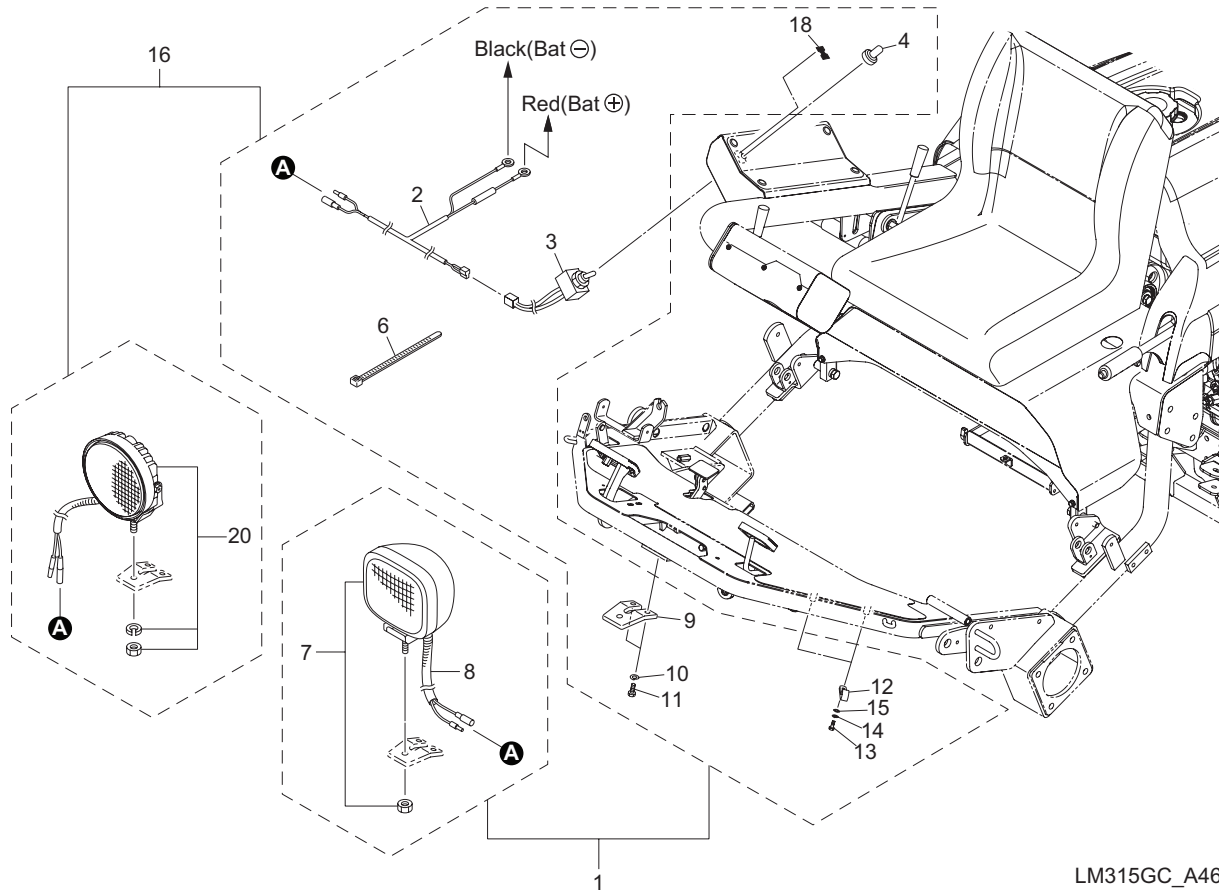


LM315GC_A45_z00

Cat No.	Code No.	Part name	Qty	Remark	SN of application
45-1	LM315GC7201Z0	WEIGHT ASSY, FRONT WHEEL	1		
45-2	K0010100502	BOLT, HT M10-50	8		
45-3	K0010100702	BOLT, HT M10-70	8		
45-4	K0200100002	WASHER, SPRING M10	8		
45-5	K5000100002	WASHER, M10	8		
45-6	LM315GC7203ZL	WEIGHT	4		
45-7	LM315GC7202ZL	MOUNT, WEIGHT	2		

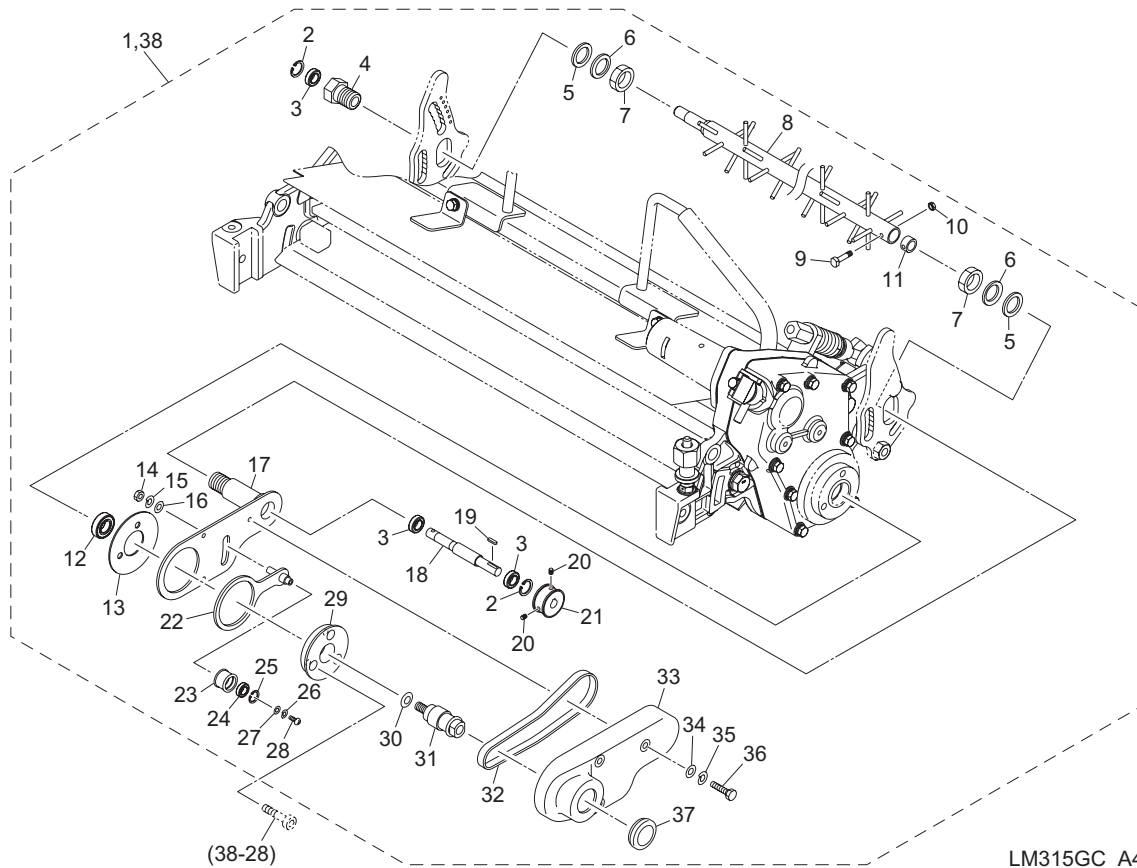
46. Light section

LM315GC

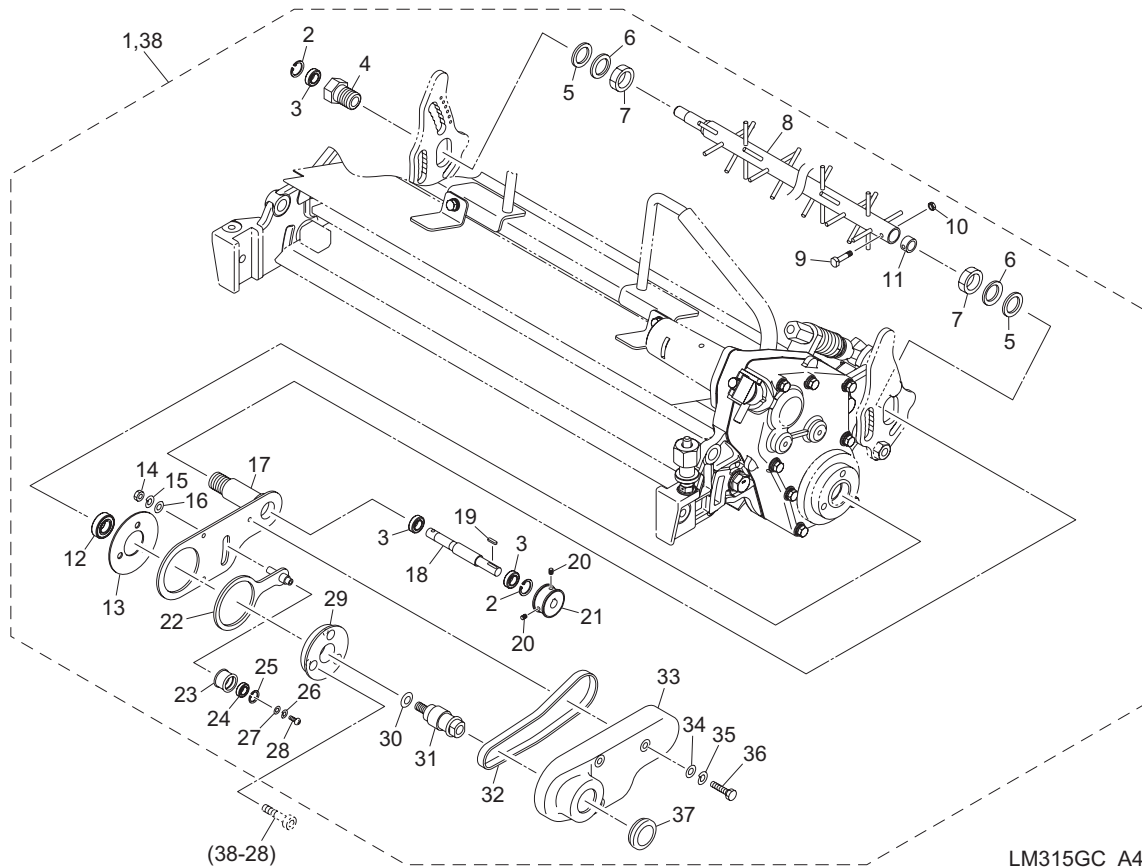


LM315GC_A46_z03

Cat No.	Code No.	Part name	Qty	Remark	SN of application
46-1	LM315GC7301C0	LAMP KIT, LM315GC	1		
46-2	LM315GC7303Z0	HARNESS, LAMP	1		
46-3	LM315G-0531Z0	SWITCH ASSY, TOGGLE	1		
46-4	K4031000300	RUBBER, CAP WD1911	1		
46-5					
46-6	K4241000040	BAND, PLASTIC TRCV-200W	10		
46-7	K3640000070	LAMP, WORKING WL-B220A	1		
46-8	K3194001000	TUBE, CORRUGATED 7-100	1		
46-9	LM315GC7304ZD	BRACKET, LAMP	1		
46-10	K0200080002	WASHER, SPRING M8	2		
46-11	K0000080202	BOLT, M8-20	2		
46-12	K4270010060	CLIP, HARNESS 10-M6	2		
46-13	K0000060152	BOLT, M6-15	2		
46-14	K0200060002	WASHER, SPRING M6	2		
46-15	K5000060002	WASHER, M6	2		
46-16	LM315GC8701C0	LAMP KIT, LED LM315GC	1	option	
46-17					
46-18	K4203001610	DECAL, LIGHT SWITCH	1		
46-19					
46-20	K3640000090	LAMP, LED WORKING NS-2556	1	option	

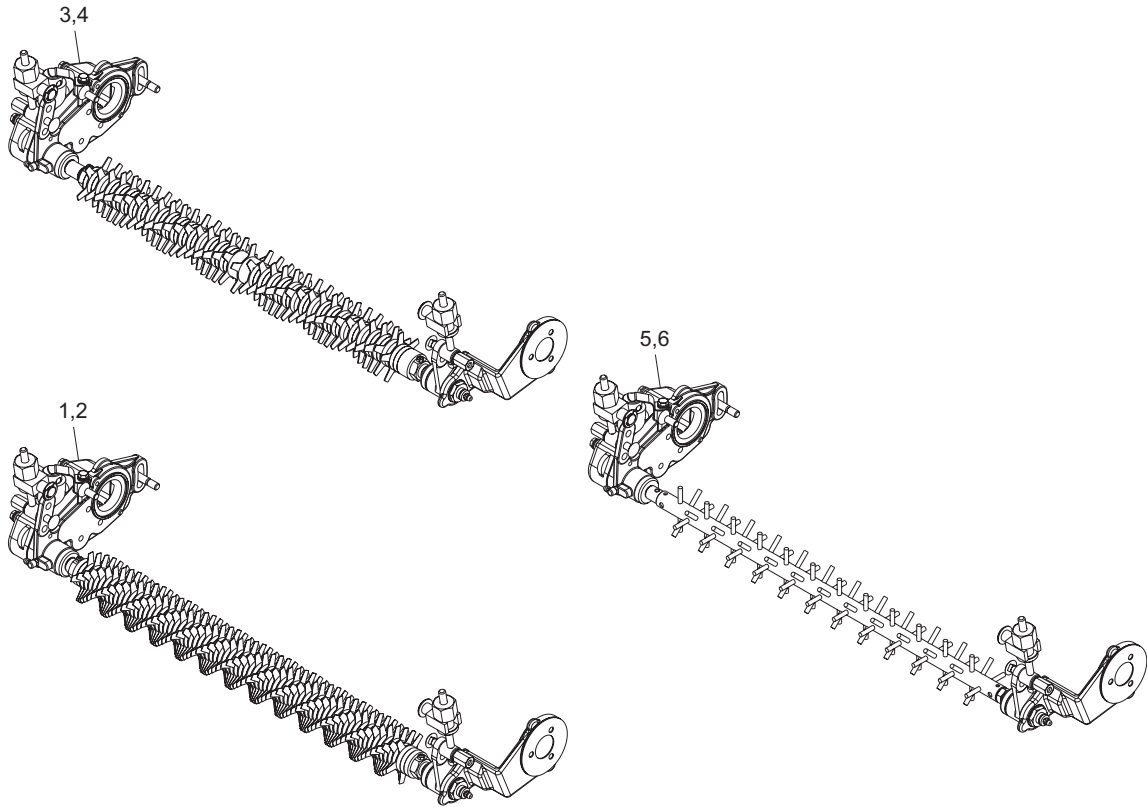


Cat No.	Code No.	Part name	Qty	Remark	SN of application
47-1	LM315GC7601A0	CR BRUSH KIT, FOR 1 MACHINE	1		
47-2	K0402024001	RING, RETAINING R M24	6		
47-3	K0608069010	BEARING, BALL SEAL 2RS 6901	9		
47-4	LM315GC7611Z2	HOUSING, BRUSH	3		
47-5	K5012020322	WASHER, SPCC 2-20-32	6		
47-6	K0214200001	WASHER, DISK SPRING 2L M20	6		
47-7	K0160000082	NUT, SPECIAL P1.5 M20-8	6		
47-8	LM315GC7612A0	BRUSH, ROLLER	3		
47-9	LM315GC7613Z8	PIN, JOINT 5.2-18	3		
47-10	K0144050002	NUT, W/F-RING, M5	3		
47-11	LM315GC7615A2	COLLAR	3		
47-12	K0608068030	BEARING, BALL SEAL 2RS 6803	3		
47-13	LM315GC8403Z2	PLATE, RETAINING HOUSING	3		
47-14	K0100080002	NUT, M8	3		
47-15	K0200080002	WASHER, SPRING M8	3		
47-16	K5000080002	WASHER, M8	3		
47-17	LM315GC7607Z2	FRAME, BRUSH	3		
47-18	LM315GC7610Z8	SHAFT, CONNECTING BRUSH	3		
47-19	K0500404160	KEY, BOTH ROUND M4-416	3		
47-20	K0023050081	SETSCREW, M5-8	6		
47-21	LM2700-4106Z2	PULLEY, DRIVING	3		
47-22	LM315GC7608Z2	MOUNT, TENSION PULLEY	3		
47-23	LM315GC7609Z2	PULLEY, TENSION 1423	3		
47-24	K0608006070	BEARING, BALL SEAL 2RS 607	3		
47-25	K0402019001	RING, RETAINING R M19	3		
47-26	K0200040002	WASHER, SPRING M4	3		
47-27	K5000040002	WASHER, M4	3		
47-28	K0042040102	SCREW, + ROUND HEAD M4-10	3		
47-29	LM315GC7606Z0	METAL, FULCRUM OF CR BRUSH	3		
47-30	K0210080002	SPRING, CONICAL DISC L M8	3		



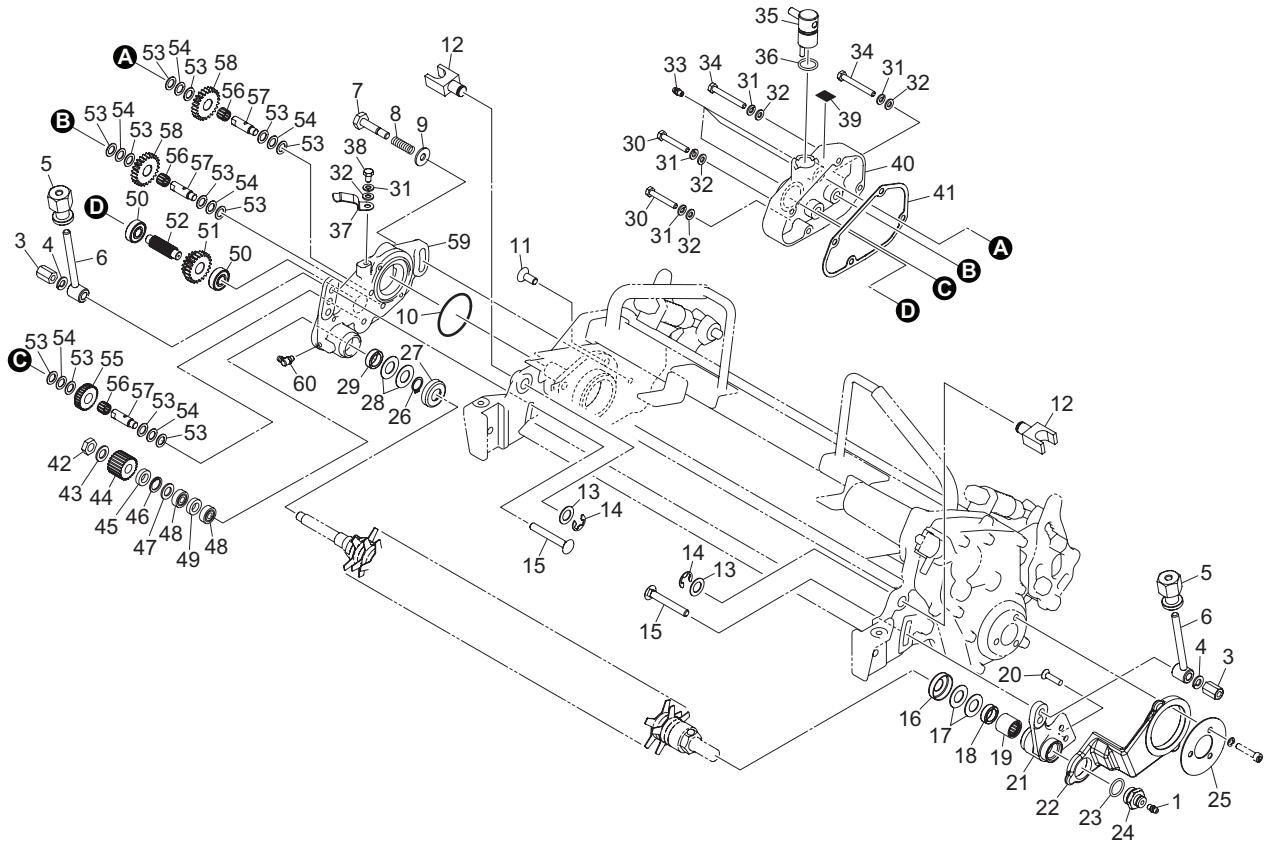
LM315GC_A47_z01

Cat No.	Code No.	Part name	Qty	Remark	SN of application
47-31	LM315GC7603Z2	PULLEY, REEL SHAFT	3		
47-32	LM315R-1317Z0	BELT, FLEXSTAR 10-FL-355	3		
47-33	LM315GC7614ZR	COVER, CR BRUSH BELT	3		
47-34	K5000060002	WASHER, M6	9		
47-35	K0200060002	WASHER, SPRING M6	9		
47-36	K0000060402	BOLT, M6-40	9		
47-37	K0900300300	GROMMET, W/SEALING C30SG30A	3		
47-38	LM315GC7602A0	CR BRUSH ASSY	3		



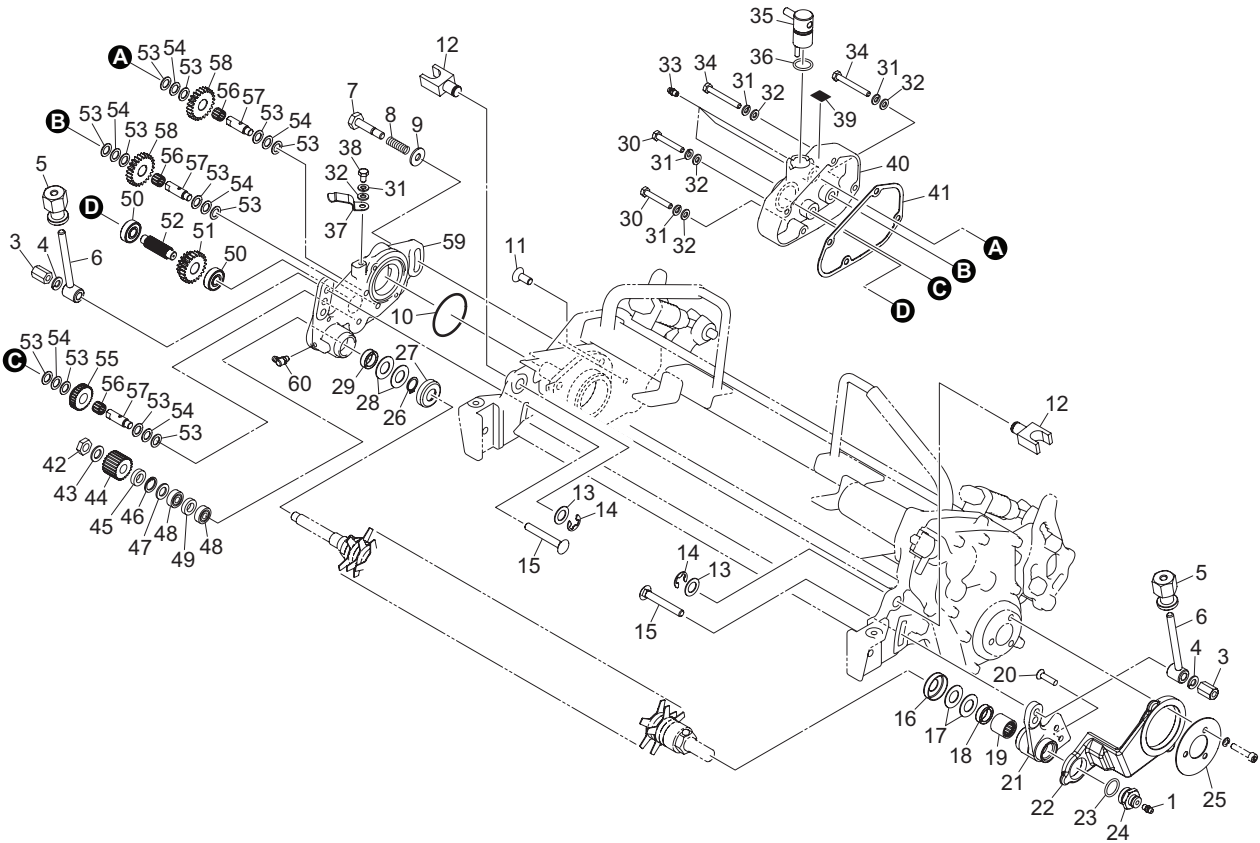
LM315GC_AA48_z00

Cat No.	Code No.	Part name	Qty	Remark	SN of application
A48-1	LM315GC8420Z0	GROOMER KIT, LM315GC FOR ONE M/C	1	option	
A48-2	LM315GC8401Z0	GROOMER KIT, LM315GC	3	option	
A48-3	LM315GC3301Z0	DETHATCHER & GEAR KIT, 37-1GC FOR ONE M/C	1	option	
A48-4	LM315GC3302Z0	DETHATCHER & GEAR KIT, 37-1GC	3	option	
A48-5	LM315GC3401Z0	BRUSH & GEAR KIT, DETHATCHING GC FOR ONE M/C	1	option	
A48-6	LM315GC3402Z0	BRUSH & GEAR KIT, DETHATCHING GC	3	option	



LM315GC_AA49_z00

Cat No.	Code No.	Part name	Qty	Remark	SN of application
A49-1	K1440000010	GREASE NIPPLE, STRAIGHT TYPE A	3		
A49-2					
A49-3	K0149083202	NUT, HIGH M8-13-20	6		
A49-4	K0200080002	WASHER, SPRING M8	6		
A49-5	K6084000062	ADJUSTER, ROLLER	6		
A49-6	K7303000222	BOLT, ADJUSTING VERTICAL	6		
A49-7	K6083000143	PIN, STEPPED FOR FIXING (RH) CASE	3		
A49-8	K1000000309	SPRING, COMPRESSION M1.6-13.7-20	3		
A49-9	K5090000250	WASHER, C5191P 2-8.5-22	3		
A49-10	K0882045000	O-RING, G45	3		
A49-11	K0053080202	BOLT, FLAT HEAD W/HEX. HOLE M8-20	3		
A49-12	K6090000502	ADJUSTER	6		
A49-13	K5011013222	WASHER, SPCC 1-13-22	6		
A49-14	K0400010002	RING, RETAINING E M10	6		
A49-15	K0025080552	BOLT,CARRIAGE M8-55	6		
A49-16	K5300000293	COVER, DUST PROOF	3		
A49-17	K5051015280	WASHER, C5191P 1-15-28	6		
A49-18	K0821522070	OIL SEAL, MHSA15227	3		
A49-19	K0721520000	BEARING, NEEDLE TA 1520 Z	3		
A49-20	K0041060252	SCREW, + FLAT HEAD M6-25	6		
A49-21	LM315GA1905ZR	HOUSING, VERTICAL	3		
A49-22	LM315GA1901ZR	METAL, VERTICAL FULCRUM	3		
A49-23	K0880018000	O-RING, P18	3		
A49-24	K6084000192	SCREW	3		
A49-25	LM315GC8403Z2	PLATE, RETAINING HOUSING	3		
A49-26	K0401015001	RING, RETAINING S M15	3		
A49-27	K5300000293	COVER, DUST PROOF	3		
A49-28	K5051015280	WASHER, C5191P 1-15-28	6		
A49-29	K0821522070	OIL SEAL, MHSA15227	3		
A49-30	K0000060402	BOLT, M6-40	6		



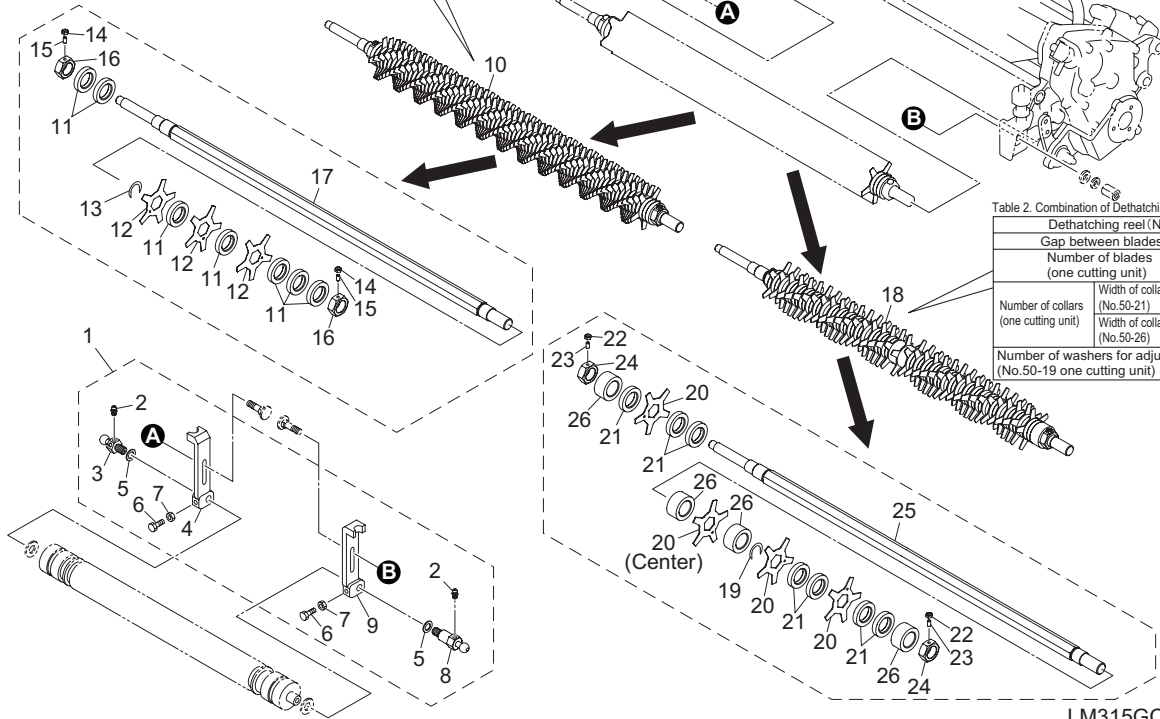
LM315GC_AA49_z00

Cat No.	Code No.	Part name	Qty	Remark	SN of application
A49-31	K0200060002	WASHER, SPRING M6	15		
A49-32	K5000060002	WASHER, M6	15		
A49-33	K1440000010	GREASE NIPPLE, STRAIGHT TYPE A	9		
A49-34	K0000060502	BOLT, M6-50	6		
A49-35	K732100014C	LEVER, VERTICAL CLUTCH	3		
A49-36	K0880018000	O-RING, P18	3		
A49-37	K1090000058	SPRING, CLUTCH RETAINER	3		
A49-38	K0000060102	BOLT, M6-10	3		
A49-39	K4203001120	LABEL, INDICATION GROOMER	3		
A49-40	K690200004R	COVER, GEAR CASE	3		
A49-41	K4011000320	PACKING, GEAR CASE COVER	3		
A49-42	K0160000322	NUT, LEFT-HANDED P1 M10	3		
A49-43	K0213100002	WASHER, DISK SPRING 1H M10	3		
A49-44	K6180000160	GEAR, SPLINED 20-TEETH	3		
A49-45	K6212001910	COLLAR, STKM M12.1-17-6	3		
A49-46	K0402024001	RING, RETAINING R M24	3		
A49-47	K0220160110	WASHER, WAVE 16011	3		
A49-48	K0611069010	BEARING, BALL SEAL RDC3 6901	6		
A49-49	K6212001590	COLLAR, STKM M12.1-17-14	3		
A49-50	K0608060000	BEARING, BALL SEAL 2RS 6000	6		
A49-51	K6180000150	GEAR, SPLINED 23-TEETH	3		
A49-52	K6100000100	SHAFT, CLUTCH	3		
A49-53	K5051010160	WASHER, C5191P 1-10-16	36		
A49-54	K5020810160	WASHER, NBS55 0.8-10-16	18		
A49-55	K6186000040	GEAR, 18-TEETH B	3		
A49-56	K0701013100	BEARING, NEEDLE KT101310EGB2	9		
A49-57	K6120000310	COUNTERSHAFT, THREADED	9		
A49-58	K6186000050	GEAR, 24-TEETH	6		
A49-59	K680100001R	GEARCASE, VERTICAL DT	3		
A49-60	K1440000020	GREASE NIPPLE, 90 TYPE C	3		

50. Groomer & Dethatching reel section

LM315GC

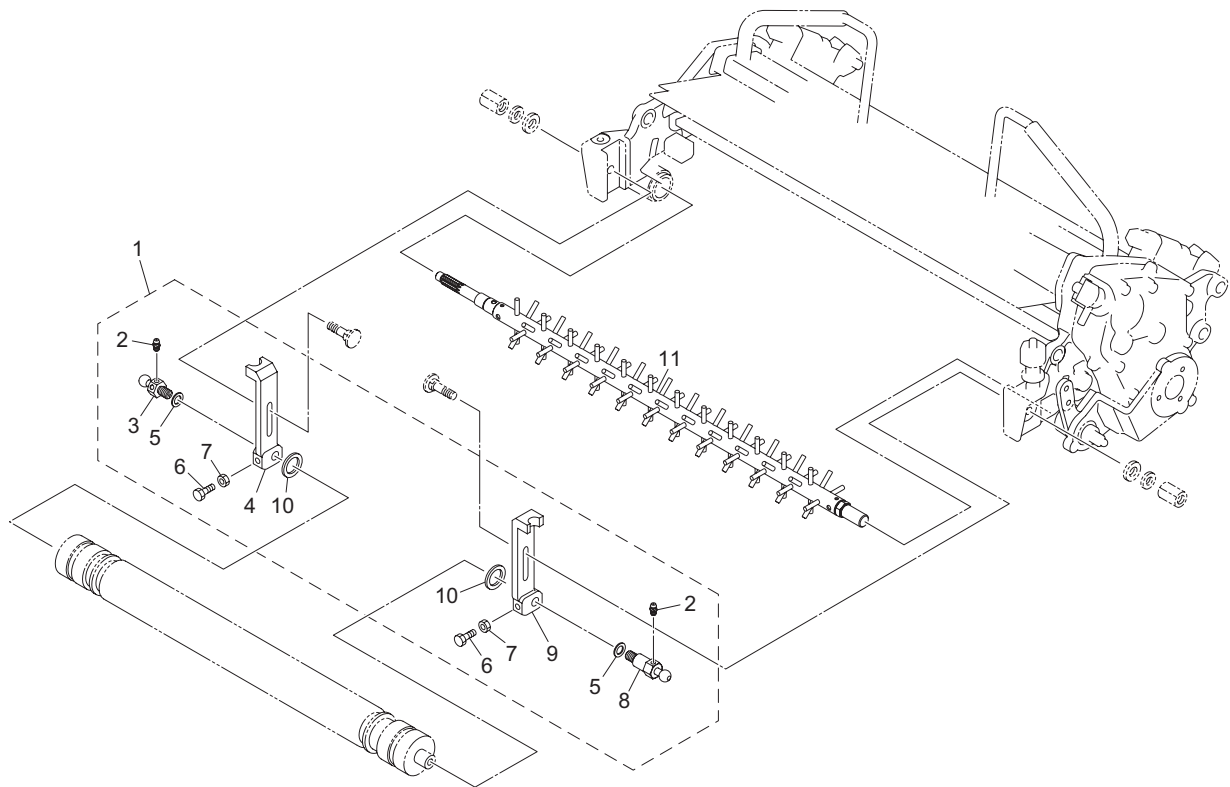
Gap between blades	6.1mm
Number of blades (one cutting unit)	77
Number of collars (one cutting unit)	81
Width of collar : 6.1mm (No.50-11)	
Number of washers for adjustment (No.50-13 one cutting unit)	0 to 5



Gap between blades	12.2mm
Number of blades (one cutting unit)	37
Number of collars (one cutting unit)	71
Width of collar : 6.1mm (No.50-21)	
Width of collar : 16mm (No.50-26)	4 (one for each end, two for inside)
Number of washers for adjustment (No.50-19 one cutting unit)	0 to 3

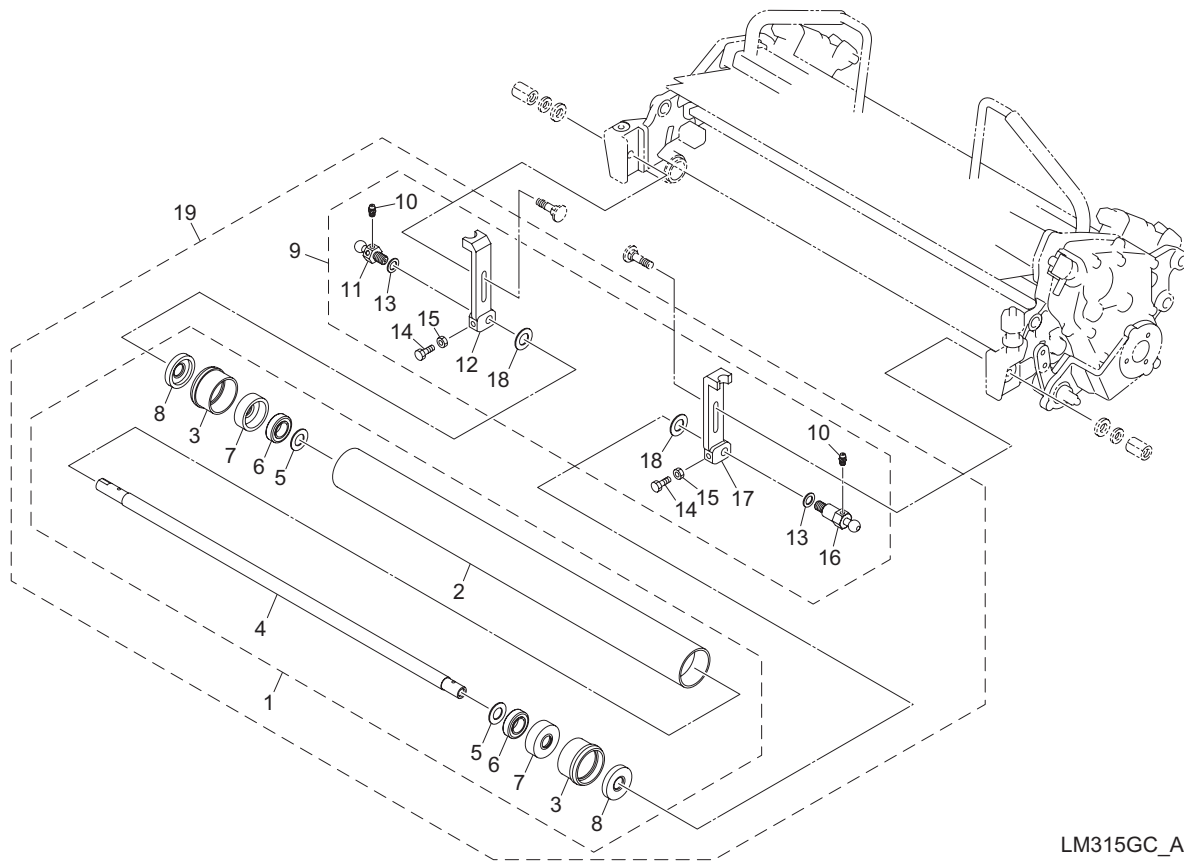
LM315GC_A50_a00

Cat No.	Code No.	Part name	Qty	Remark	SN of application
50-1	LM315GB4102Z0	BRACKET KIT, GROOMER	3		
50-2	K1440000010	GREASE NIPPLE, STRAIGHT TYPE A	6		
50-3	LM315GA1836Z0	BOLT, SUS MOUNTING MOWER (RH)	3		
50-4	LM315GA1838Z0	BRACKET, ROLLER (RH)	3		
50-5	K5050310140	WASHER, C5191P 0.3-10-14	0-60	for adjustment	
50-6	K0000060252	BOLT, M6-25	6		
50-7	K0100060002	NUT, M6	6		
50-8	LM315GA1835Z0	BOLT, SUS MOUNTING MOWER (LH)	3		
50-9	LM315GA1837Z0	BRACKET, ROLLER (LH)	3		
50-10	LM315GB2103Z0	GROOMER COMP, 77	3		
50-11	K6214000030	COLLAR, AC M19.7-32-6.1	243		
50-12	K2570000019	BLADE, VERTICAL 63	231		
50-13	K5090000673	WASHER, SPCC 0.5	15	for adjustment	
50-14	K0100040002	NUT, M4	6		
50-15	K0023000041	SETSCREW, M4-8	6		
50-16	K0160000602	NUT, SPECIAL P1 M17 W/M4	6		
50-17	K6084000118	SHAFT, VERTICAL BLADES	3		
50-18	LM315GC3304Z0	REEL COMP, THATCHING 37-1	3		
50-19	K5090000673	WASHER, SPCC 0.5	9	for adjustment	
50-20	K2570000099	BLADE, VERTICAL 63-1	111		
50-21	K6214000030	COLLAR, AC M19.7-32-6.1	213		
50-22	K0100040002	NUT, M4	6		
50-23	K0023000041	SETSCREW, M4-8	6		
50-24	K0160000602	NUT, SPECIAL P1 M17 W/M4	6		
50-25	K6084000118	SHAFT, VERTICAL BLADES	3		
50-26	K6214000040	COLLAR, AC M19.7-32-16	12		



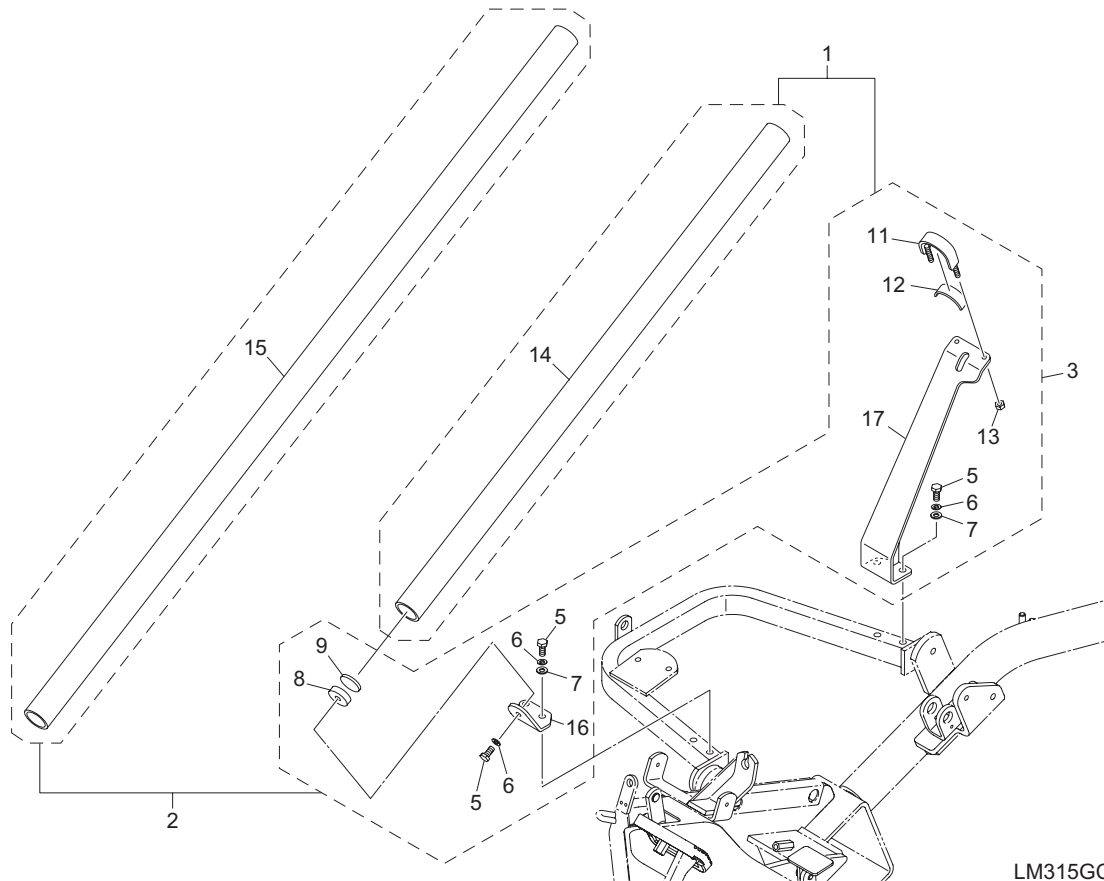
LM315GC_A51_z01

Cat No.	Code No.	Part name	Qty	Remark	SN of application
51-1	LM315GC3404Z0	BRACKET KIT COMP, B	3		
51-2	K1440000010	GREASE NIPPLE, STRAIGHT TYPE A	6		
51-3	LM315GA1836Z0	BOLT, SUS MOUNTING MOWER (RH)	3		
51-4	LM315GC3406Z0	BRACKET, ROLLER (RH)	3		
51-5	K5050310140	WASHER, C5191P 0.3-10-14	0-30	for adjustment	
51-6	K0000060202	BOLT, M6-20	6		
51-7	K0100060002	NUT, M6	6		
51-8	LM315GA1835Z0	BOLT, SUS MOUNTING MOWER (LH)	3		
51-9	LM315GC3405Z0	BRACKET, ROLLER (LH)	3		
51-10	K5051015470	WASHER, C5191P 1-15-47	6		
51-11	K4150000190	BRUSH ASSY, W/ SHAFT	3		



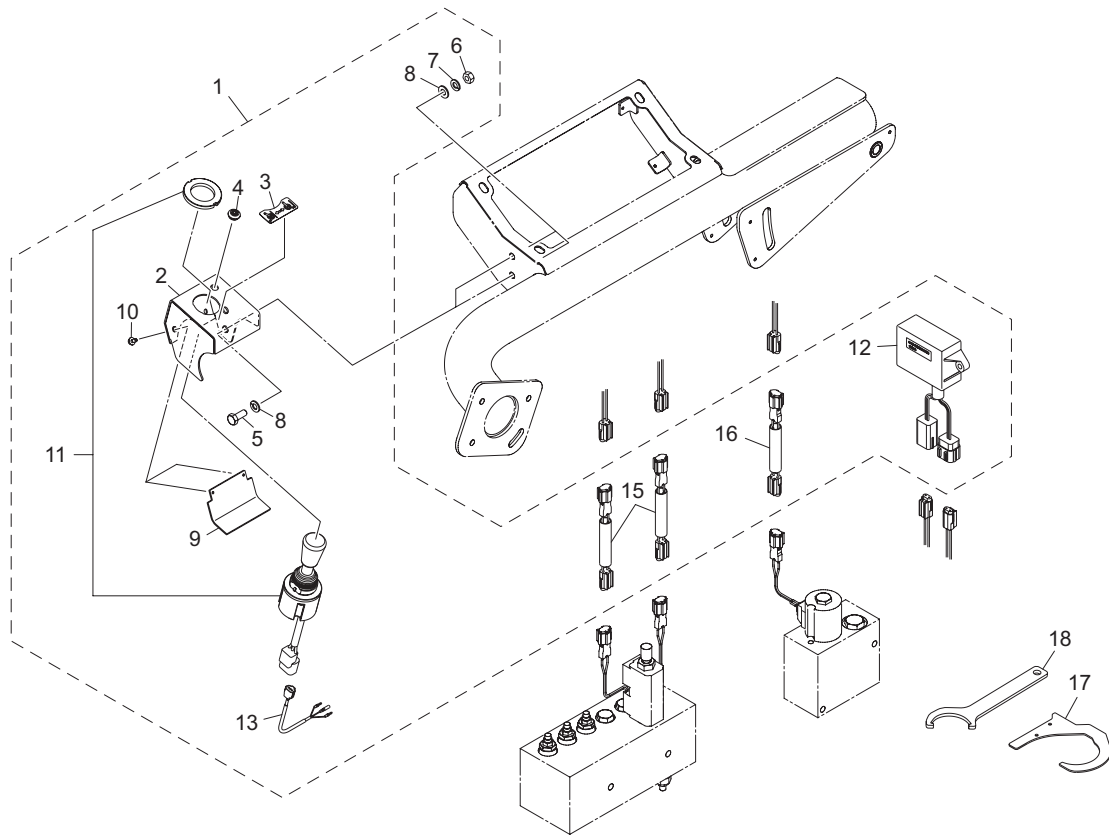
LM315GC_A52_z02

Cat No.	Code No.	Part name	Qty	Remark	SN of application
52-1	LM315GC3503Z0	ROLLER COMP, SMOOTH FRONT	3		
52-2	LM315GC3504ZD	PIPE, FRONT ROLLER	3		
52-3	LM315GC3505Z0	HOUSING, ROLLER	6		
52-4	LM315GA1831B0	SHAFT, FRONT ROLLER 611.5	6		
52-5	K5051015280	WASHER, C5191P 1-15-28	6		
52-6	K0616062020	BEARING, BALL SEAL 2NSEC3 6202	6		
52-7	K0861000030	OIL SEAL, 6202	6		
52-8	K0861000020	OIL SEAL, TA1542.38	6		
52-9	LM315GC3404Z0	BRACKET KIT COMP, B	3	only for groomer model	
52-10	K1440000010	GREASE NIPPLE, STRAIGHT TYPE A	6		
52-11	LM315GA1836Z0	BOLT, SUS MOUNTING MOWER (RH)	3		
52-12	LM315GC3406Z0	BRACKET, ROLLER (RH)	3		
52-13	K5050310140	WASHER, C5191P 0.3-10-14	0-30	for adjustment	
52-14	K0000060202	BOLT, M6-20	6		
52-15	K0100060002	NUT, M6	6		
52-16	LM315GA1835Z0	BOLT, SUS MOUNTING MOWER (LH)	3		
52-17	LM315GC3405Z0	BRACKET, ROLLER (LH)	3		
52-18	K5051015470	WASHER, C5191P 1-15-47	6		
52-19	LM315GC3502Z0	ROLLER KIT, SMOOTH FRONT W/G BRACKET	3	option	



LM315GC_A53_z01

Cat No.	Code No.	Part name	Qty	Remark	SN of application
53-1	LM315GC7401A0	KIT, BROOM HOLDER	1		
53-2	LM315GC7501A0	KIT, SWISHER HOLDER	1		
53-3	LM315GC7402A0	HOLDER ASSY, (COMMON USE)	1		
53-4					
53-5	K0000080152	BOLT, M8-15	5		
53-6	K0200080002	WASHER, SPRING M8	5		
53-7	K5000080002	WASHER, M8	4		
53-8	LM315GC7404ZD	OUTLET, PIPE	1		
53-9	LM315GC7405Z0	RUBBER, 5-36	1		
53-10					
53-11	LM315GC7407Z3	BAND	1		
53-12	SP175--0115Z0	RUBBER, 2-20-80	1		
53-13	K0144060002	NUT, W/F-RING M6	2		
53-14	LM315GC7408Z0	PIPE, 40-790	1		
53-15	LM315GC7502Z0	PIPE, 40-1200	1		
53-16	LM315GC7409ZD	STAY, A	1		
53-17	LM315GC7410ZD	STAY, B	1		



LM315GC_A54_z00

Cat No.	Code No.	Part name	Qty	Remark	SN of application
54-1	LM315GC8901Z0	KIT, JOYSTICK FOR 3WD (RETROFITTED)	1	option	
54-2	LM315GC8904ZD	PANEL, JOYSTICK	1		
54-3	K4203001730	DECAL, LIFTING UNITS	1		
54-4	K0900300090	GROMMET, W/SEALING	1		
54-5	K0000080202	BOLT, M8-20	2		
54-6	K0100080002	NUT, M8	2		
54-7	K0200080002	WASHER, SPRING M8	2		
54-8	K5000080002	WASHER, M8	4		
54-9	LM315GC8905ZD	COVER	1		
54-10	K0044040103	SCREW, + ROUND HEAD W/W/SW M4-10	2		
54-11	K3662000180	SWITCH, JOYSTICK	1		
54-12	LM315GC8908Z0	CIRCUIT BOARD ASSY, MOWER CONTROL JOY STICK	1		
54-13	LM315GC8909Z0	WIRE, JOYSTICK	1		
54-14	K4241000040	BAND, PLASTIC TRCV-200W	10		
54-15	LM315GC8911A0	WIRE, SURGE SUPPRESSOR A	2		
54-16	LM315GC8912A0	WIRE, SURGE SUPPRESSOR B	1		
54-17	LM315GC8913ZD	FIXTURE, FOR DRILLING	1		
54-18	LM315GC8914ZD	TOOL, INSTALL JOYSTICK	1		

MEMO

BARONESS[®]
Quality on Demand

 **KYOEISHA CO., LTD.**
Head Office 1-26, Miyuki-cho, Toyokawa-city, Tel :+81-533-84-1390
Aichi-pref, 442-8530 JAPAN Fax :+81-533-84-1220