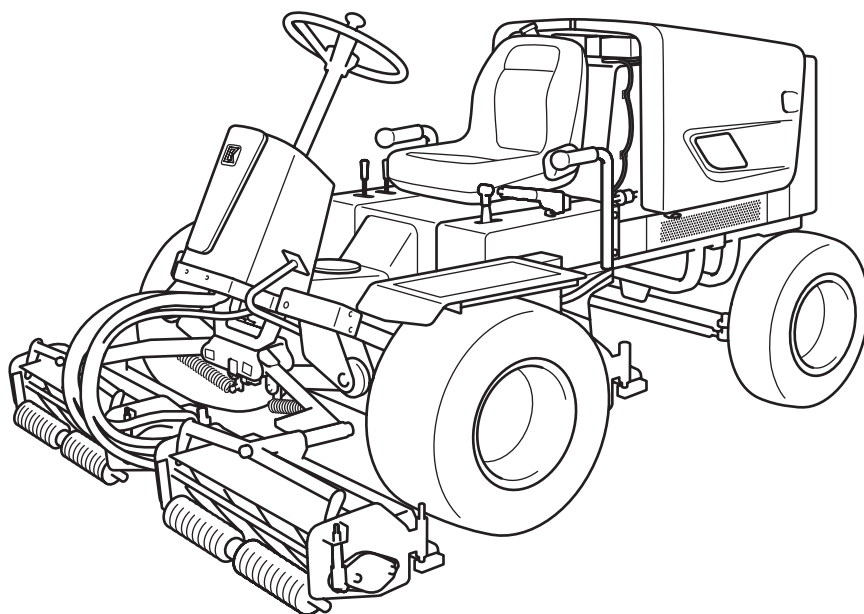


LM281

3-Unit Reel Mower

Parts catalog



BARONESS[®]
Quality on Demand

Greeting

Thank you for purchasing Baroness machine.

This machine has been shipped from the factory after comprehensive test runs and inspections. However, the optimum performance of the machine depends on how you use and maintain it, including routine inspections, adjustments, and fuel supplies before and after the operation.

We hope you will use the machine safely, and take advantage of its best performance.

Note

(For inquiry about this machine)

Since the type of machine may be changed sequentially, inform us of the type and the serial number.

The information described in this manual is subject to change without prior notice.

When replacing parts, be sure to use Baroness parts or parts designated by Kyo-eisha.

Note that the Baroness product warranty may not apply to defects caused by the use of parts from other companies.

(For ordering parts)

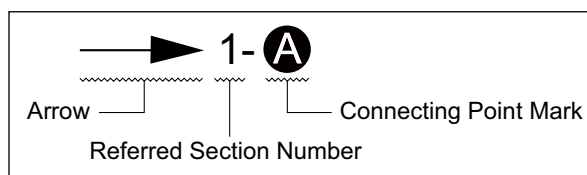
For prevention of delivery of wrong parts, be sure to inform us of the code number and the part name.

| Example: | Code No. | Part Name | Qty |
|----------|-------------|--------------------|-----|
| | K0200100002 | WASHER, SPRING M10 | 8 |

<Indication of the connecting point shown on the other page>

(Example and description)

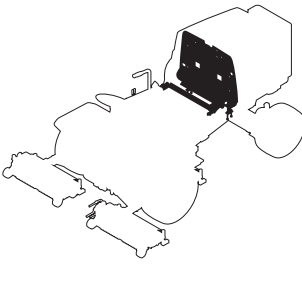
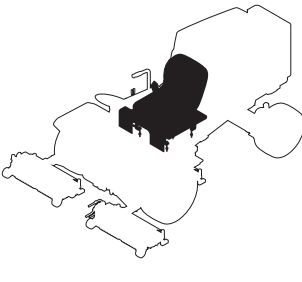
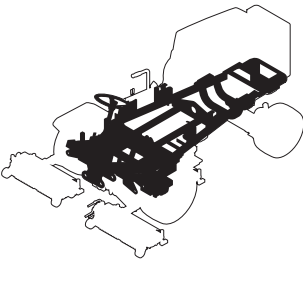
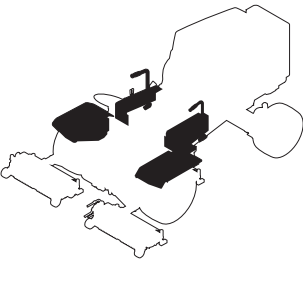
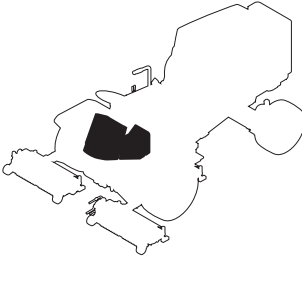
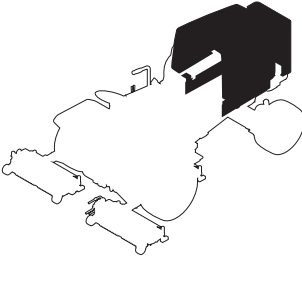
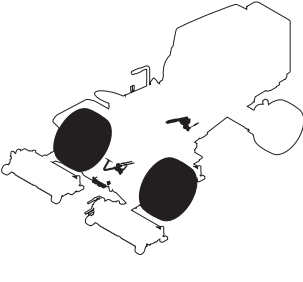
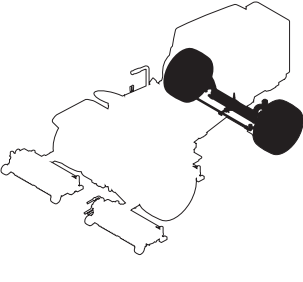
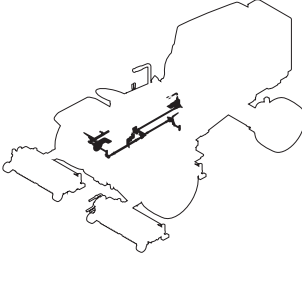
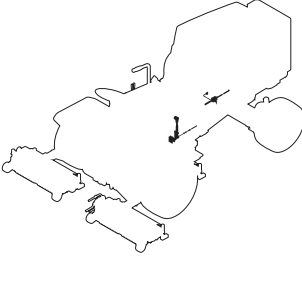
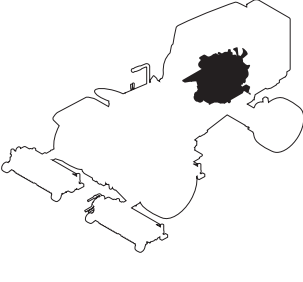
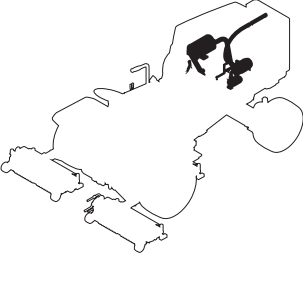
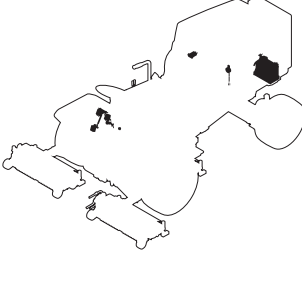
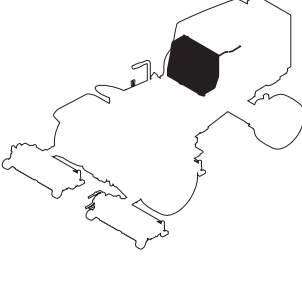
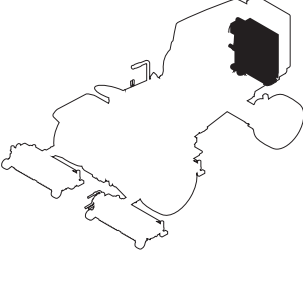
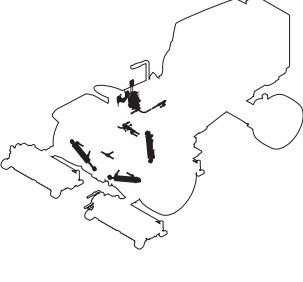
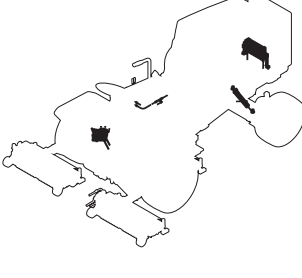
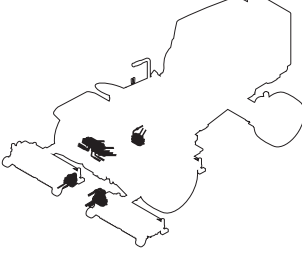
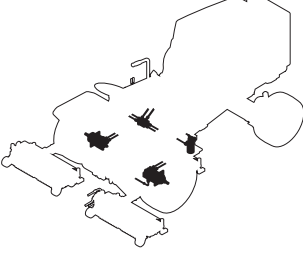
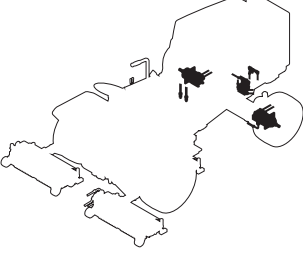
The following indication shows the connecting point of the part shown on the other page.

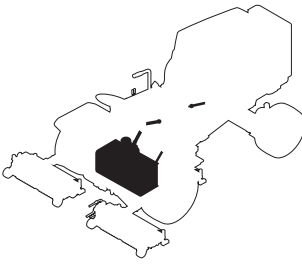
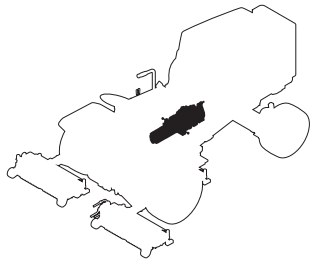

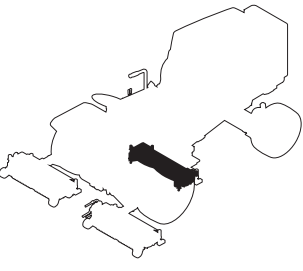
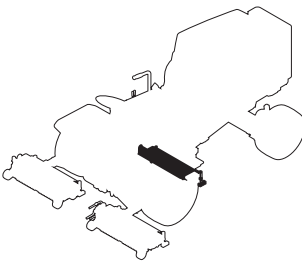
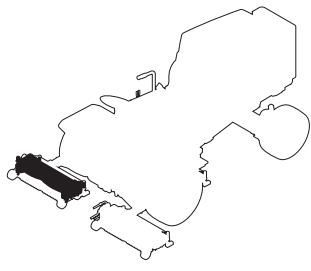
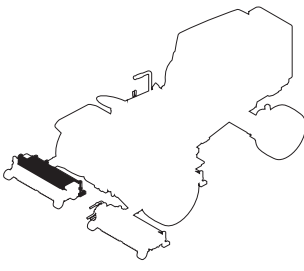
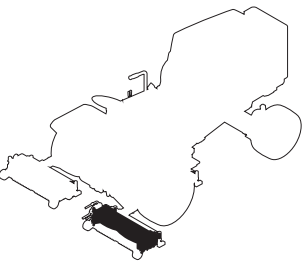
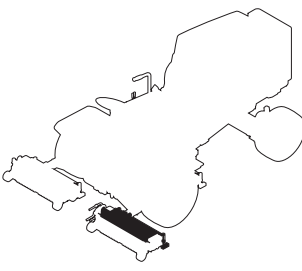
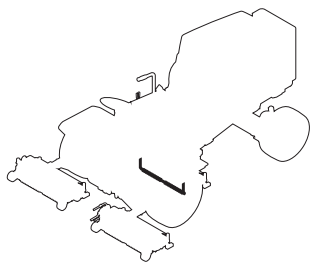
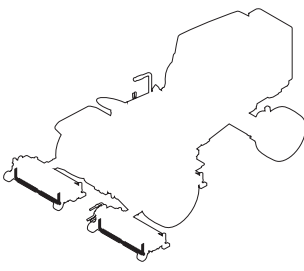
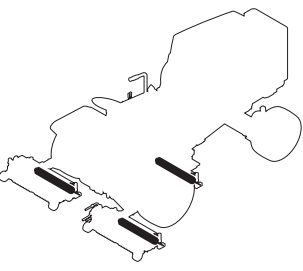
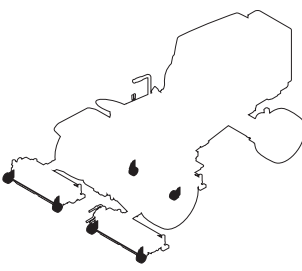
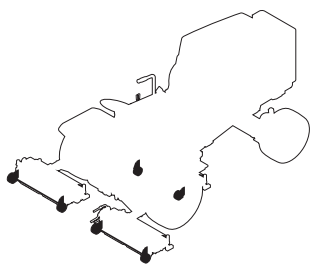
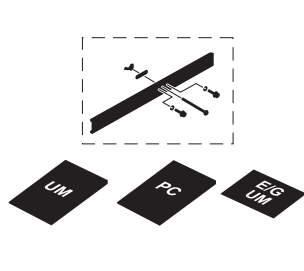
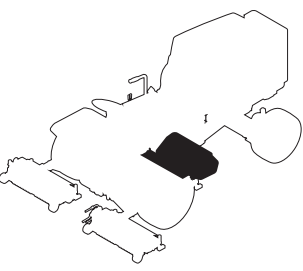
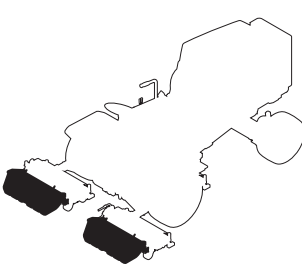
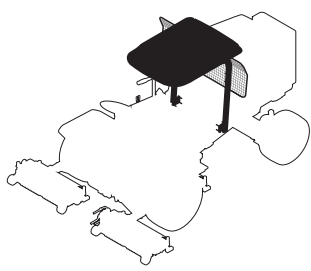
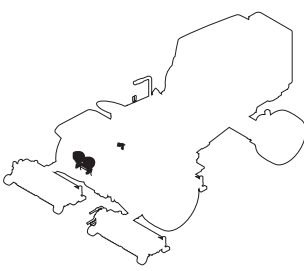
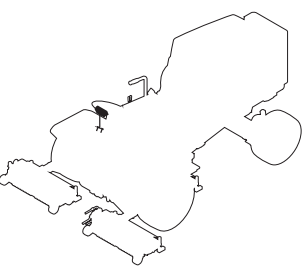


→ 1- **A** : Refer to the point **A** in the illustration of the section No.1

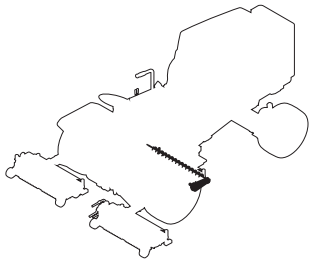
→ 2- **B** : Refer to the point **B** in the illustration of the section No.2

Contents

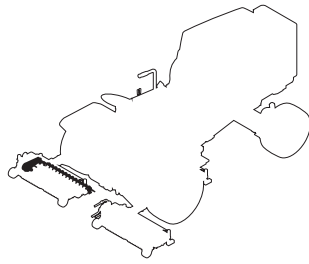
| | | | |
|---|--|--|--|
| <p>1. Frame section A P4</p>  | <p>2. Frame section B P5</p>  | <p>3. Frame section C P7</p>  | <p>4. Front cover section A P8</p>  |
| <p>5. Front cover section B P10</p>  | <p>6. Rear cover section P11</p>  | <p>7. Front wheel section P13</p>  | <p>8. Rear wheel section P15</p>  |
| <p>9. Pedal section P17</p>  | <p>10. Engine section A P19</p>  | <p>11. Engine section B P20</p>  | <p>12. Engine section C P22</p>  |
| <p>13. Engine section D P24</p>  | <p>14. Fuel tank section P26</p>  | <p>15. Radiator section P27</p>  | <p>16. Hydraulic section A (Cylinder system) P28</p>  |
| <p>17. Hydraulic section B (Power steering system)..... P30</p>  | <p>18. Hydraulic section C (Reel motor system) P32</p>  | <p>19. Hydraulic section D (Front wheel motor system) P34</p>  | <p>20. Hydraulic section E (Rear wheel motor system) P36</p>  |

| | | | |
|--|--|---|---|
| <p>21. Hydraulic section F (Hydraulic tank system) P38</p>  | <p>22. Hydraulic section G (Piston pump system)... P39</p>  | <p>A23. Mower lift arm section P40</p>  | <p>24. Mower section A (#1) P42</p>  |
| <p>25. Mower section B (#1) P44</p>  | <p>A26. Mower section A (#2) P45</p>  | <p>A27. Mower section B (#2) P47</p>  | <p>A28. Mower section A (#3) P48</p>  |
| <p>A29. Mower section B (#3) P50</p>  | <p>30-1. Front roller section 30inch (#1) P51</p>  | <p>30-2. Front roller section 26inch (#2,#3) P52</p>  | <p>31. Rear roller section P53</p>  |
| <p>32. Mower wheel section P54</p>  | <p>A32. Mower wheel section P55</p>  | <p>33. Accessory section P56</p>  | <p>34. Grass catcher section (#1) P57</p>  |
| <p>35. Grass catcher section (#2,#3) P59</p>  | <p>36. Roof Assy section P60</p>  | <p>37. Light section P62</p>  | <p>38. Angle gauge section P63</p>  |

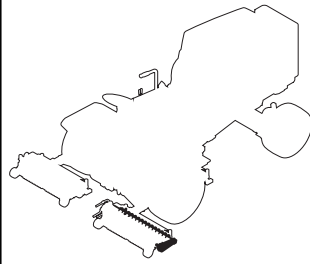
39. CR brush section 30inch (#1) P64



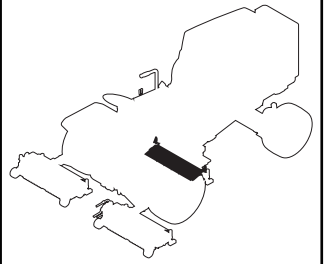
40. CR brush section 26inch (#2) P66



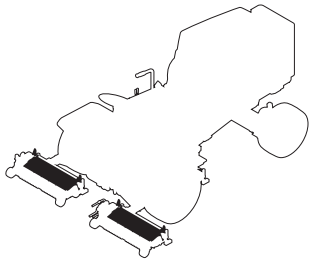
41. CR brush section 26inch (#3) P68



42. Variable reel cover section (30inch) P70

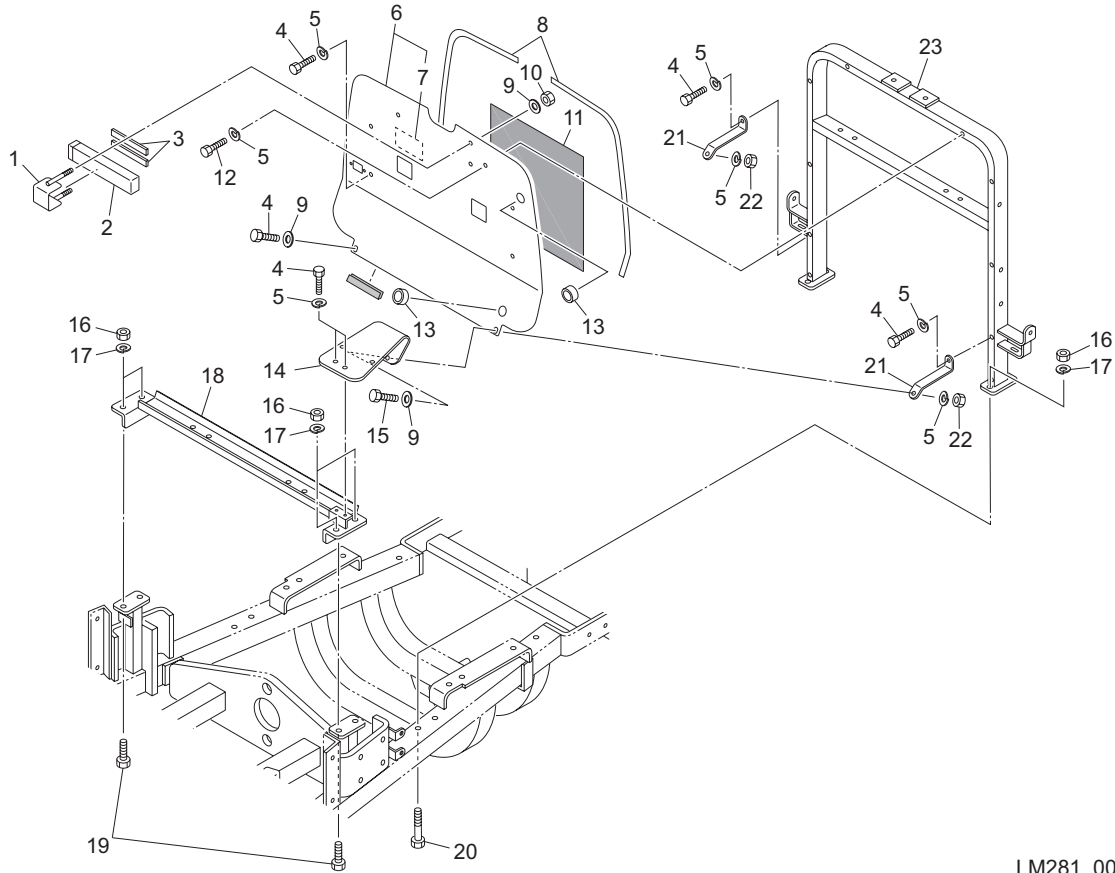


43. Variable reel cover section (26inch) P71



1. Frame section A

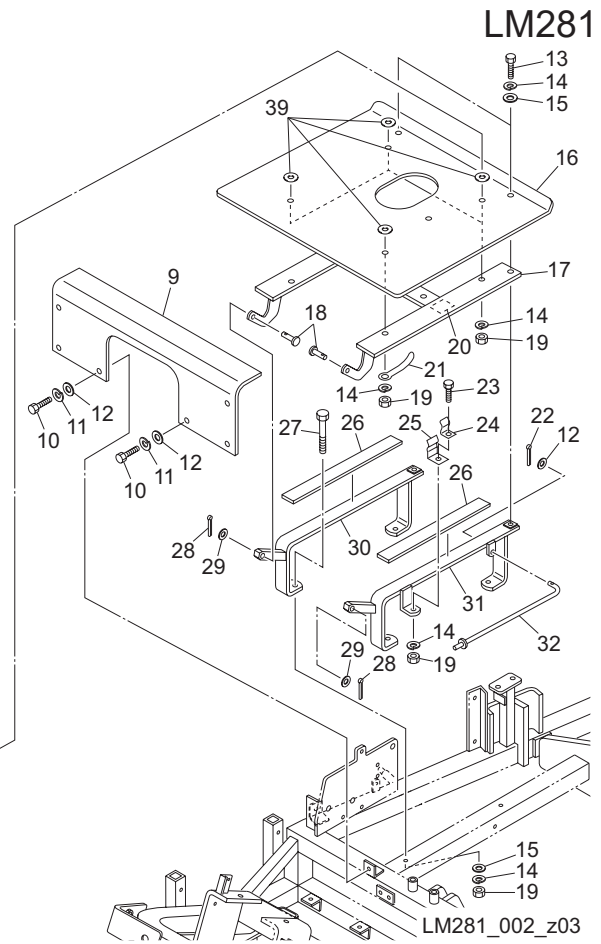
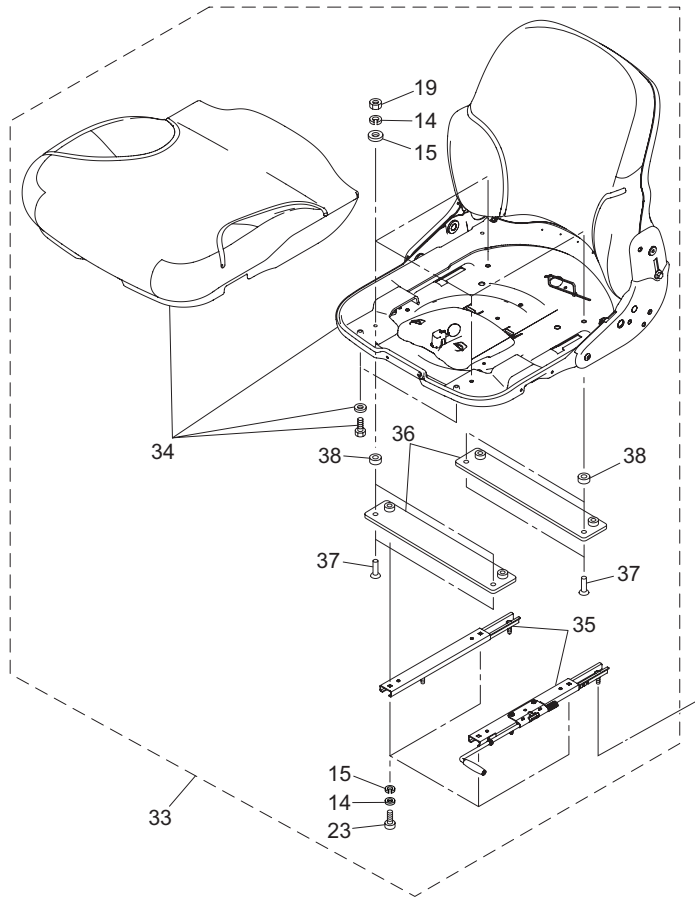
LM281



LM281_001_z00

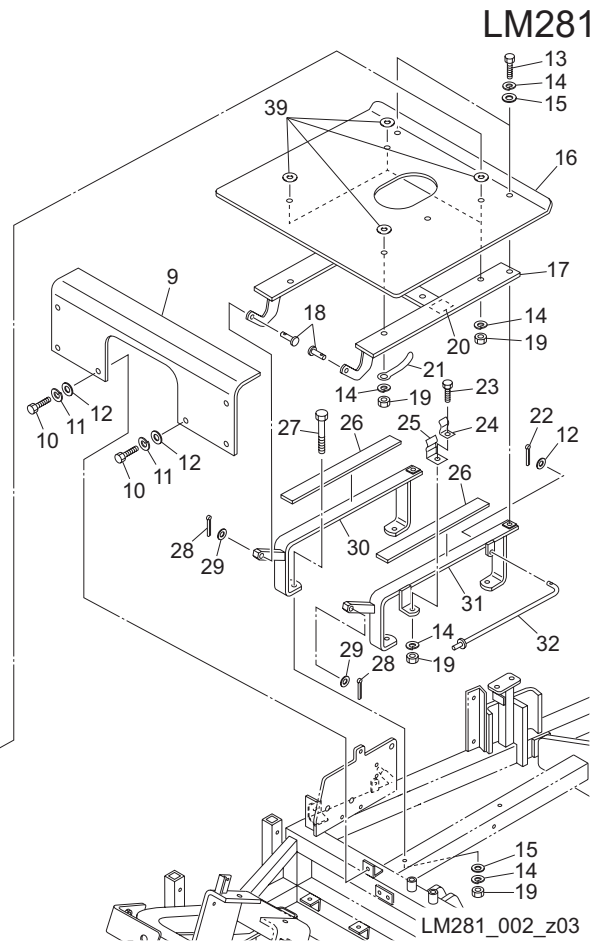
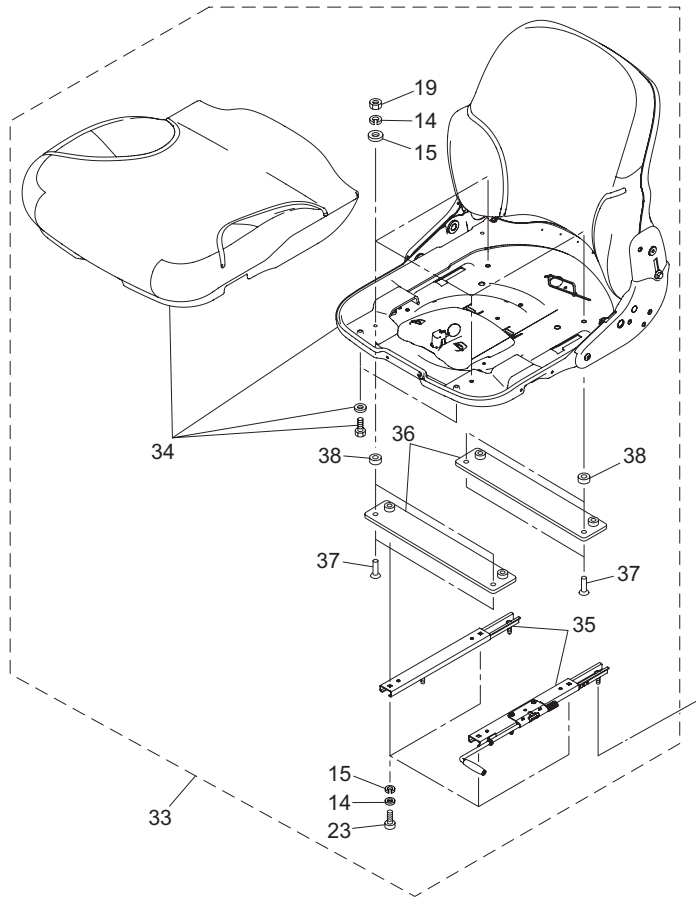
| Cat No. | Code No. | Part name | Qty | Remark | SN of application |
|---------|---------------|--------------------------------|-----|--------|-------------------|
| 1-1 | LM285--1002ZD | FITTING | 1 | | |
| 1-2 | LM285--1001Z0 | CASE, MANUAL | 1 | | |
| 1-3 | K4228000040 | SPONGE, RUBBER 5-15-230 | 2 | | |
| 1-4 | K0000060152 | BOLT, M6-15 | 5 | | |
| 1-5 | K0200060002 | WASHER, SPRING M6 | 12 | | |
| 1-6 | LM281--0613Z0 | PLATE, SHIELDING WIND W/ DECAL | 1 | | |
| 1-7 | K4205001540 | DECAL, CAUTION TO HOT PARTS | 1 | | |
| 1-8 | K3198108200 | TRIM, SEAL 6100-16C-820 | 2 | | |
| 1-9 | K5000060002 | WASHER, M6 | 2 | | |
| 1-10 | K0144060002 | NUT, W/F-RING M6 | 2 | | |
| 1-11 | LM318--0630Z0 | INSULATOR, FUEL TANK | 1 | | |
| 1-12 | K0000060102 | BOLT, M6-10 | 6 | | |
| 1-13 | K0910000100 | GROMMET, C30NG79L | 2 | | |
| 1-14 | LM318--0637ZD | MOUNT, FUEL PUMP | 1 | | |
| 1-15 | K0000060202 | BOLT, M6-20 | 1 | | |
| 1-16 | K0100080002 | NUT, M8 | 8 | | |
| 1-17 | K0200080002 | WASHER, SPRING M8 | 8 | | |
| 1-18 | LM285--0621ZD | STAY, TANK | 1 | | |
| 1-19 | K0000080202 | BOLT, M8-20 | 4 | | |
| 1-20 | K0003080702 | BOLT, M8-70 | 4 | | |
| 1-21 | LM318--0621AD | SUPPORT, WIND SHIELD | 2 | | |
| 1-22 | K0100060002 | NUT, M6 | 2 | | |
| 1-23 | LM281--0610ZD | BRACKET, TANK | 1 | | |
| | | | | | |

2. Frame section B



| Cat No. | Code No. | Part name | Qty | Remark | SN of application |
|---------|---------------|-----------------------------|-----|--------|-------------------|
| 2-1 | | | | | |
| 2-2 | | | | | |
| 2-3 | | | | | |
| 2-4 | | | | | |
| 2-5 | | | | | |
| 2-6 | | | | | |
| 2-7 | | | | | |
| 2-8 | | | | | |
| 2-9 | LM282--0958ZD | COVER, FRONT (CENTER) | 1 | | |
| 2-10 | K0000060152 | BOLT, M6-15 | 2 | | |
| 2-11 | K0200060002 | WASHER, SPRING M6 | 2 | | |
| 2-12 | K5000060002 | WASHER, M6 | 3 | | |
| 2-13 | K0000080252 | BOLT, M8-25 | 3 | | |
| 2-14 | K0200080002 | WASHER, SPRING M8 | 19 | | |
| 2-15 | K5000080002 | WASHER, M8 | 14 | | |
| 2-16 | LM285--0959ZD | COVER, UNDER SEAT | 1 | | |
| 2-17 | LM282--0646AD | PLATE, FOR MOUNTING SEAT | 1 | | |
| 2-18 | K6030100322 | PIN, FLAT HEAD M10-32 | 2 | | |
| 2-19 | K0100080002 | NUT, M8 | 15 | | |
| 2-20 | K4209001180 | DECAL, ARROW POINT | 1 | | |
| 2-21 | K4281000020 | CLAMP, HARNESS 8.5 80 | 1 | | |
| 2-22 | K0300016122 | PIN, COTTER M1.6-12 | 1 | | |
| 2-23 | K0000080202 | BOLT, M8-20 | 5 | | |
| 2-24 | K1090000108 | SPRING, RECEIVING ROD B | 1 | | |
| 2-25 | K5270002052 | RECEIVER, ROD A | 1 | | |
| 2-26 | LM282--0606Z0 | RUBBER, FOR SEAT BASE | 2 | | |
| 2-27 | K0000080602 | BOLT, M8-60 | 4 | | |
| 2-28 | K0300025202 | PIN, COTTER M2.5-20 | 2 | | |
| 2-29 | K5011010162 | WASHER, SPCC 1-10-16 | 2 | | |
| 2-30 | LM282--0605DD | FITTING, MOUNTING SEAT (RH) | 1 | | |

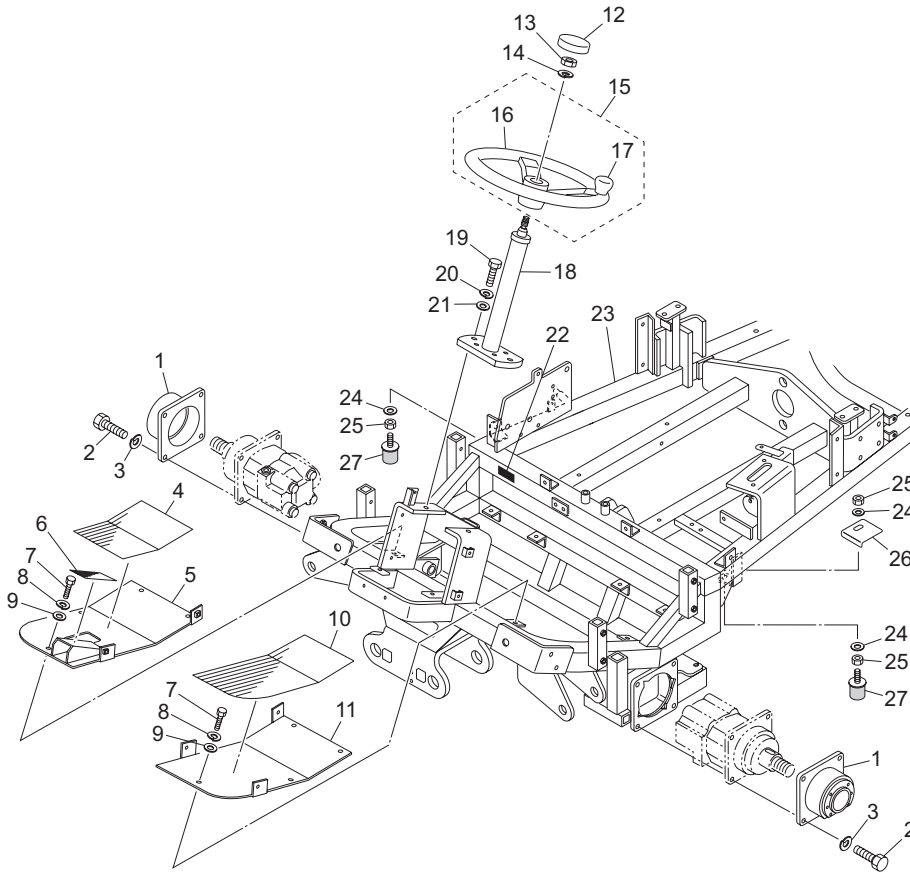
2. Frame section B



| Cat No. | Code No. | Part name | Qty | Remark | SN of application |
|---------|---------------|----------------------------------|-----|--------|-------------------|
| 2-31 | LM282--0603BD | FITTING, MOUNTING SEAT (LH) | 1 | | |
| 2-32 | MS400--0521Z2 | STAND | 1 | | |
| 2-33 | K1700000490 | SEAT, SGA NO W/RAIL BOARD | 1 | | |
| 2-34 | K1700000460 | SEAT, SGA 18209 NO | 1 | | |
| 2-35 | K1701000170 | RAIL, SLIDE SGA | 1 | | |
| 2-36 | K720000008D | BRACKET, SEAT | 2 | | |
| 2-37 | K0053080302 | BOLT, FLAT HEAD W/HEX HOLE M8-30 | 4 | | |
| 2-38 | K6212001702 | COLLAR, STKM M8.5-17-10 | 4 | | |
| 2-39 | K5012308262 | WASHER, SPCC 2.3-8-26 | 4 | | |
| | | | | | |
| | | | | | |
| | | | | | |
| | | | | | |
| | | | | | |

3. Frame section C

LM281

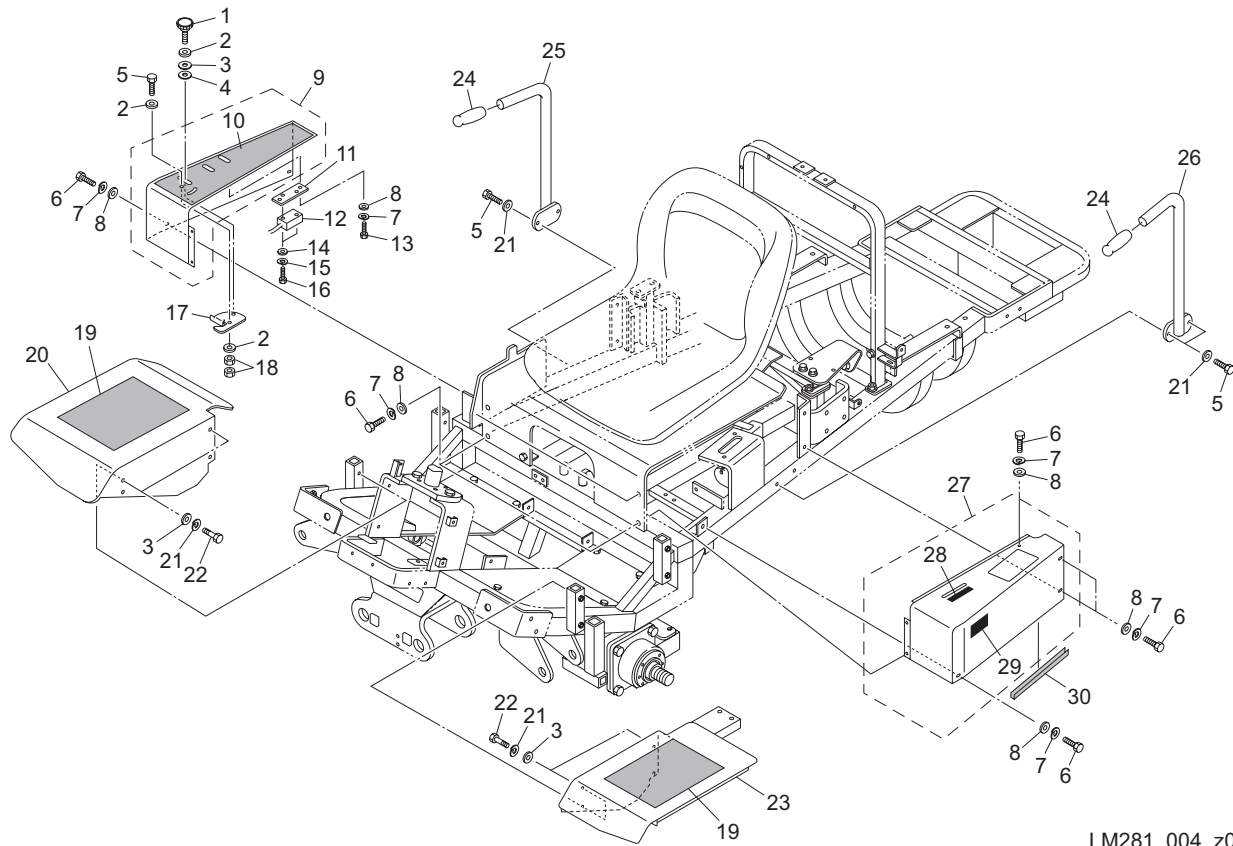


LM281_003_z00

| Cat No. | Code No. | Part name | Qty | Remark | SN of application |
|---------|---------------|-------------------------------|-----|--------|-------------------|
| 3-1 | LM318--0609ZD | HOUSING, HYDRAULIC MOTOR | 2 | | |
| 3-2 | K0010120602 | BOLT, HT M12-60 | 8 | | |
| 3-3 | K0200120002 | WASHER, SPRING M12 | 8 | | |
| 3-4 | LM318--0623Z0 | RUBBER, STEP (RH) | 1 | | |
| 3-5 | LM318--0648ZD | STEP, (RH) | 1 | | |
| 3-6 | LM318--0625Z0 | RUBBER, PLATE FOR PEDAL STEP | 1 | | |
| 3-7 | K0000060152 | BOLT, M6-15 | 8 | | |
| 3-8 | K0200060002 | WASHER, SPRING M6 | 8 | | |
| 3-9 | K5000060002 | WASHER, M6 | 8 | | |
| 3-10 | LM318--0608Z0 | RUBBER, STEP (LH) | 1 | | |
| 3-11 | LM318--0647ZD | STEP, (LH) | 1 | | |
| 3-12 | K1310000130 | CAP, RUBBER | 1 | | |
| 3-13 | K0103140002 | NUT, P1.5 M14 | 1 | | |
| 3-14 | K0200140002 | WASHER, SPRING M14 | 1 | | |
| 3-15 | K1710000070 | STEERING, W/KNOB V027220-0000 | 1 | | |
| 3-16 | K1710000080 | STEERING, V027220-0101 | 1 | | |
| 3-17 | K1710000090 | KNOB ASSY, V027220-0200 | 1 | | |
| 3-18 | K1730000070 | COLUMN, STEERING | 1 | | |
| 3-19 | K0000100302 | BOLT, M10-30 | 2 | | |
| 3-20 | K0200100002 | WASHER, SPRING M10 | 2 | | |
| 3-21 | K5000100002 | WASHER, M10 | 2 | | |
| 3-22 | K4203001290 | DECAL, STOP VALVE OPERATION | 1 | | |
| 3-23 | LM285--0601CD | FRAME | 1 | | |
| 3-24 | K5000080002 | WASHER, M8 | 3 | | |
| 3-25 | K0100080002 | NUT, M8 | 4 | | |
| 3-26 | LM285--0653ZD | ANGLE | 1 | | |
| 3-27 | K4049030000 | RUBBER, STOPPER KI-30 | 2 | | |

4. Front cover section A

LM281

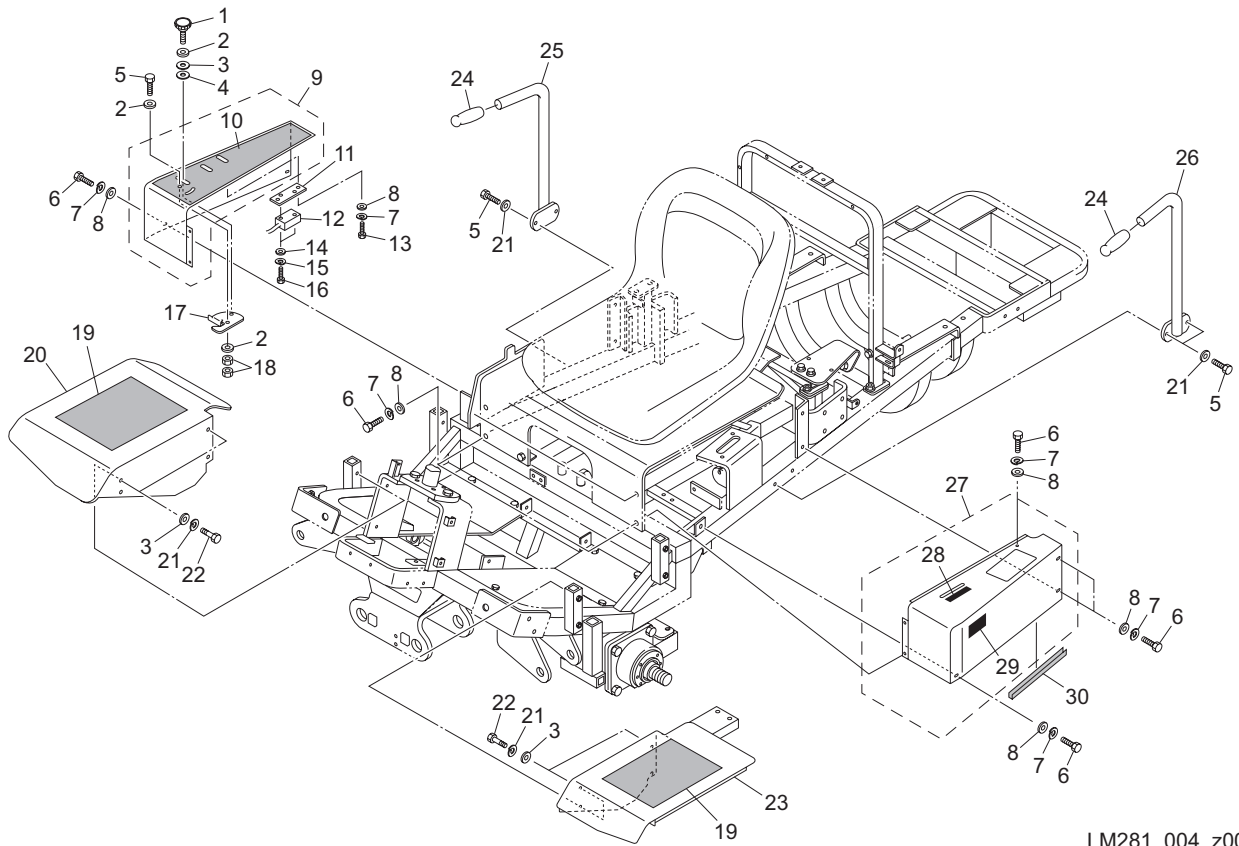


LM281_004_z00

| Cat No. | Code No. | Part name | Qty | Remark | SN of application |
|---------|---------------|-----------------------------|-----|--------|-------------------|
| 4-1 | K1320000030 | KNOB, W/M8 4215 | 1 | | |
| 4-2 | K0210080002 | SPRING, CONICAL DISC L M8 | 3 | | |
| 4-3 | K5000080002 | WASHER, M8 | 9 | | |
| 4-4 | K4015108180 | PACKING, FIBER 1-8.5-18 | 1 | | |
| 4-5 | K0000080202 | BOLT, M8-20 | 5 | | |
| 4-6 | K0000060152 | BOLT, M6-15 | 11 | | |
| 4-7 | K0200060002 | WASHER, SPRING M6 | 11 | | |
| 4-8 | K5000060002 | WASHER, M6 | 11 | | |
| 4-9 | LM281--0911Z0 | COVER COMP, FRONT (RH) | 1 | | |
| 4-10 | LM281--0902Z0 | DECAL, OPERATING LEVER | 1 | | |
| 4-11 | LM285--0962Z2 | BRACKET, SWITCH | 1 | | |
| 4-12 | K3670000130 | SWITCH, LIMIT AZ3725-1 | 1 | | |
| 4-13 | K0000060102 | BOLT, M6-10 | 2 | | |
| 4-14 | K5000040002 | WASHER, M4 | 2 | | |
| 4-15 | K0200040002 | WASHER, SPRING M4 | 2 | | |
| 4-16 | K0042040252 | SCREW, + ROUND HEAD M4-25 | 2 | | |
| 4-17 | LM285--0961ZD | STOPPER | 1 | | |
| 4-18 | K0100080002 | NUT, M8 | 2 | | |
| 4-19 | LM318--0965Z0 | SHEET, SLIP RESISTANCE | 2 | | |
| 4-20 | LM282--7504ZR | COVER, WHEEL (RH) | 1 | | |
| 4-21 | K0200080002 | WASHER, SPRING M8 | 12 | | |
| 4-22 | K0000080502 | BOLT, M8-50 | 8 | | |
| 4-23 | LM285--0951ZR | COVER, WHEEL (LH) | 1 | | |
| 4-24 | K1300000020 | GRIP, RUBBER HANDLE 25.4 | 2 | | |
| 4-25 | LM285--0652ZD | HAND REST, (RH) | 1 | | |
| 4-26 | LM285--0651ZD | HAND REST, (LH) | 1 | | |
| 4-27 | LM285--0971Z0 | COVER COMP, FRONT (LH) | 1 | | |
| 4-28 | K4203001220 | DECAL, ENGINE ROTATION | 1 | | |
| 4-29 | K4205001540 | DECAL, CAUTION TO HOT PARTS | 1 | | |
| 4-30 | K3197002000 | TRIM, AL 75-16-200 | 1 | | |

4. Front cover section A

LM281

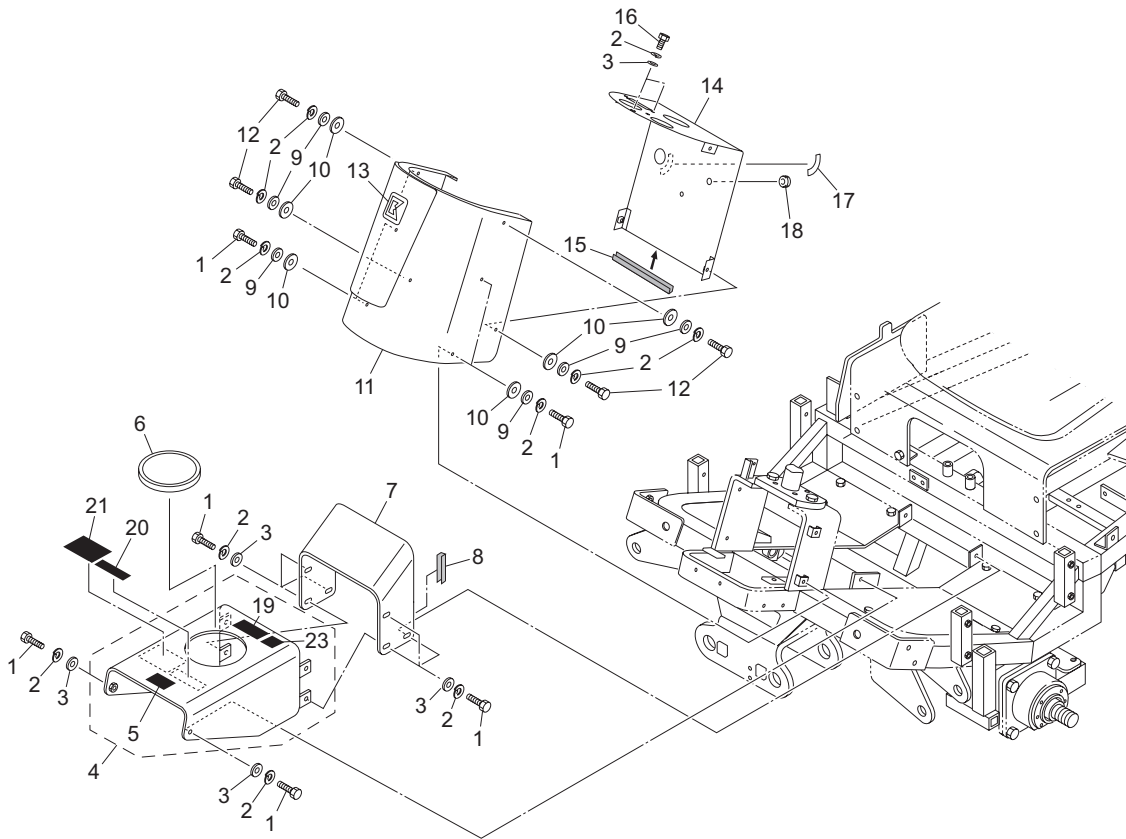


LM281_004_z00

| Cat No. | Code No. | Part name | Qty | Remark | SN of application |
|--------------|----------|-----------|-----|--------|-------------------|
| 4-31 4-32 | | | | | |
| | | | | | |
| | | | | | |
| | | | | | |
| | | | | | |
| | | | | | |

5. Front cover section B

LM281

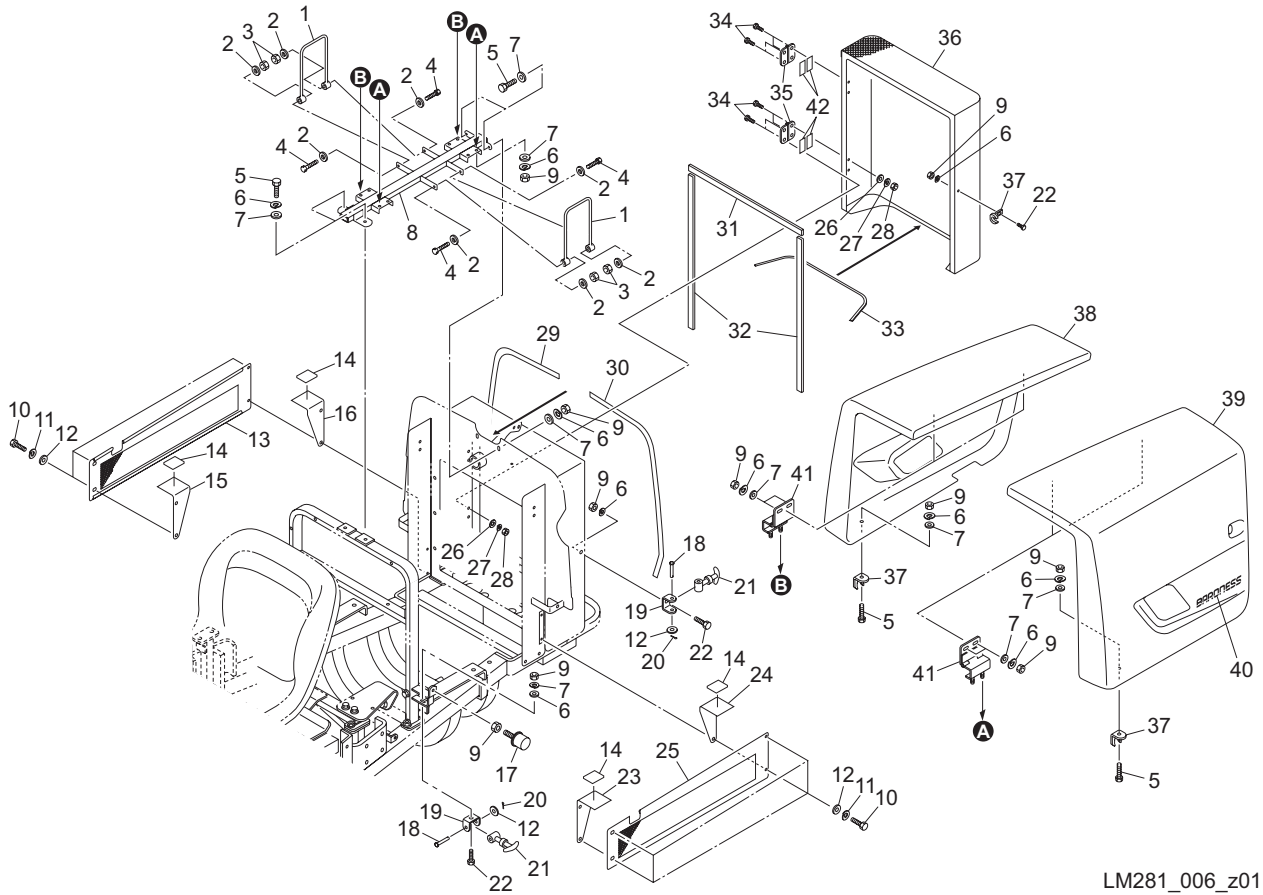


LM281_005_b01

| Cat No. | Code No. | Part name | Qty | Remark | SN of application |
|---------|---------------|--|-----|---------|-------------------|
| 5-1 | K0000060152 | BOLT, M6-15 | 12 | | |
| 5-2 | K0200060002 | WASHER, SPRING M6 | 18 | | |
| 5-3 | K5000060002 | WASHER, M6 | 10 | | |
| 5a-4 | LM285--0968B0 | COVER, CENTER W/MARK (FRONT) | 1 | | |
| 5-5 | K4209000980 | DECAL, HYDRAULIC OIL | 1 | | |
| 5-6 | K0900301200 | GROMMET, W/SEALING C30SG120A | 1 | | |
| 5-7 | LM318--0959ZD | COVER, CENTER (REAR) | 1 | | |
| 5-8 | K3197000500 | TRIM, AL 75-16-50 | 1 | | |
| 5-9 | K5011606202 | WASHER, SPCC 1.6-6-20 | 8 | | |
| 5-10 | K4030306200 | RUBBER, WASHER 3-6.5-20 | 8 | | |
| 5-11 | LM285--0906A0 | COVER COMP, (FRONT) | 1 | | |
| 5-12 | K0000060202 | BOLT, M6-20 | 4 | | |
| 5-13 | K4201000590 | STICKER, K | 1 | | |
| 5-14 | LM281--0901ZD | PANEL, METER | 1 | | |
| 5-15 | K3197002550 | TRIM, SEAL 75-16-255 | 1 | | |
| 5-16 | K0060060120 | BOLT, SUS W/HEX HOLE M6-12 | 2 | | |
| 5-17 | K4209001190 | DECAL, KEY SWITCH | 1 | | |
| 5-18 | K0900300120 | GROMMET, W/SEALING C30SG12A | 1 | | |
| 5-19 | K4209001340 | DECAL, CAUTION "DO NOT STEP" | 1 | | |
| 5b-20 | K4205002200 | DECAL, WARNING SPARK ARRESTER | 1 | for USA | |
| 5b-21 | K4205002140 | LABEL, WARNING CA P65 FOR RIDING MOWER | 1 | for USA | |
| 5a-22 | | | | | |
| 5a-23 | K4205002090 | DECAL, CAUTION TO NOISE | 1 | | |

6. Rear cover section

LM281

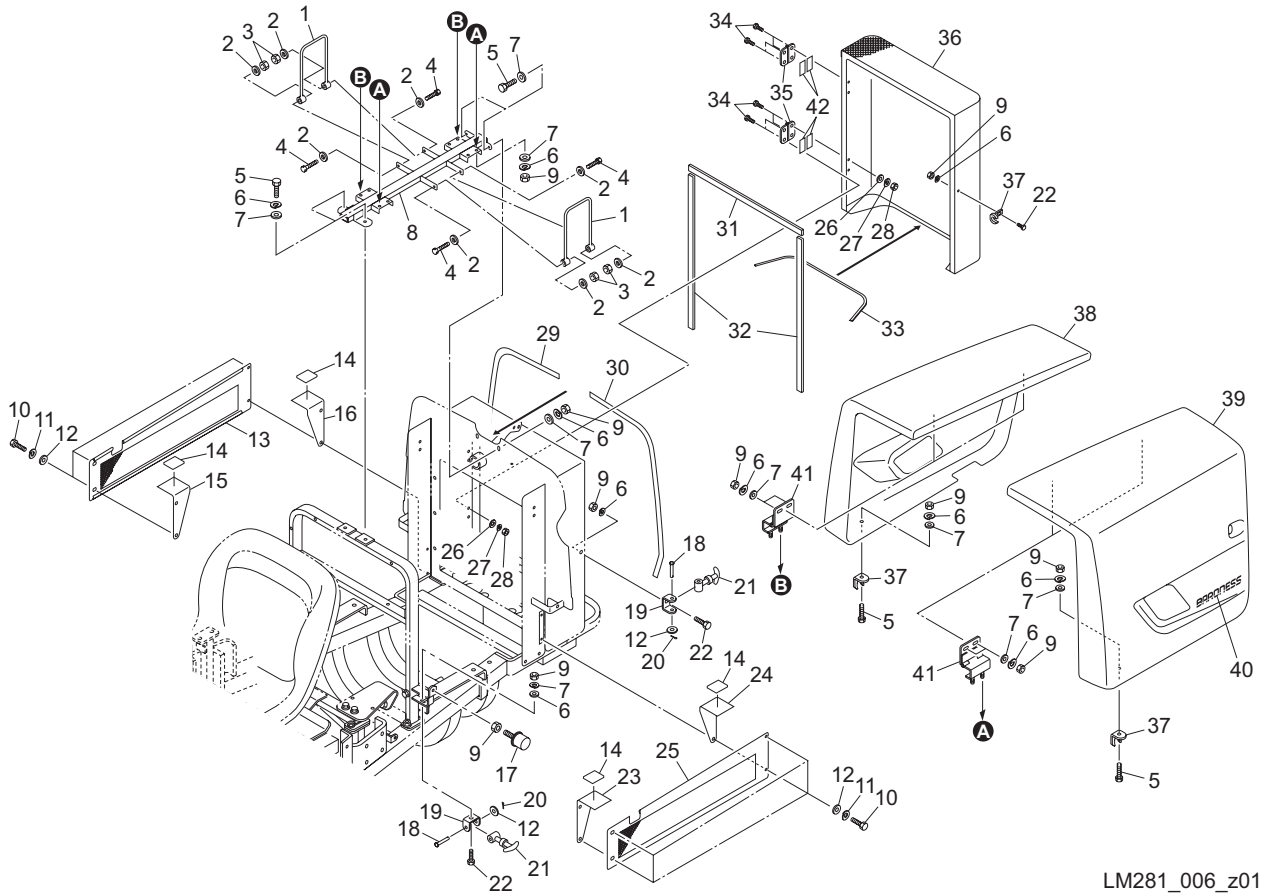


LM281_006_z01

| Cat No. | Code No. | Part name | Qty | Remark | SN of application |
|---------|---------------|-------------------------|-----|--------|-------------------|
| 6-1 | GM1500-0932B2 | STAY, FOR HOOD | 2 | | |
| 6-2 | K5000100002 | WASHER, M10 | 8 | | |
| 6-3 | K0144100002 | NUT, W/F-RING M10 | 4 | | |
| 6-4 | K0000100402 | BOLT, M10-40 | 4 | | |
| 6-5 | K0000080202 | BOLT, M8-20 | 6 | | |
| 6-6 | K0200080002 | WASHER, SPRING M8 | 26 | | |
| 6-7 | K5000080002 | WASHER, M8 | 26 | | |
| 6-8 | LM285--0660ZD | FITTING, HOOD | 1 | | |
| 6-9 | K0100080002 | NUT, M8 | 26 | | |
| 6-10 | K0000060152 | BOLT, M6-15 | 8 | | |
| 6-11 | K0200060002 | WASHER, SPRING M6 | 8 | | |
| 6-12 | K5000060002 | WASHER, M6 | 11 | | |
| 6-13 | LM285--0939AD | COVER, SIDE (RH) | 1 | | |
| 6-14 | K4033000430 | RUBBER, PLATE 1-3045 | 4 | | |
| 6-15 | LM285--0966ZD | STAY, (R FRONT) | 1 | | |
| 6-16 | LM285--0964ZD | STAY, (R REAR) | 1 | | |
| 6-17 | K4049030000 | RUBBER, STOPPER KI-30 | 2 | | |
| 6-18 | K6030060352 | PIN, FLAT HEAD M6-35 | 3 | | |
| 6-19 | K5200000102 | BRACKET, RUBBER HOOK | 3 | | |
| 6-20 | K0300016202 | PIN, COTTER M1.6-20 | 3 | | |
| 6-21 | K1520000090 | HOOK, RUBBER SMALL | 3 | | |
| 6-22 | K0000080152 | BOLT, M8-15 | 4 | | |
| 6-23 | LM285--0965ZD | STAY, (L FRONT) | 1 | | |
| 6-24 | LM285--0963ZD | STAY, (L REAR) | 1 | | |
| 6-25 | LM285--0938AD | COVER, SIDE (LH) | 1 | | |
| 6-26 | K5000050002 | WASHER, M5 | 8 | | |
| 6-27 | K0200050002 | WASHER, SPRING M5 | 8 | | |
| 6-28 | K0100050002 | NUT, M5 | 8 | | |
| 6-29 | K3198305200 | TRIM, SEAL 6100-32C-520 | 1 | | |
| 6-30 | K3198304400 | TRIM, SEAL 6100-32C-440 | 1 | | |

6. Rear cover section

LM281

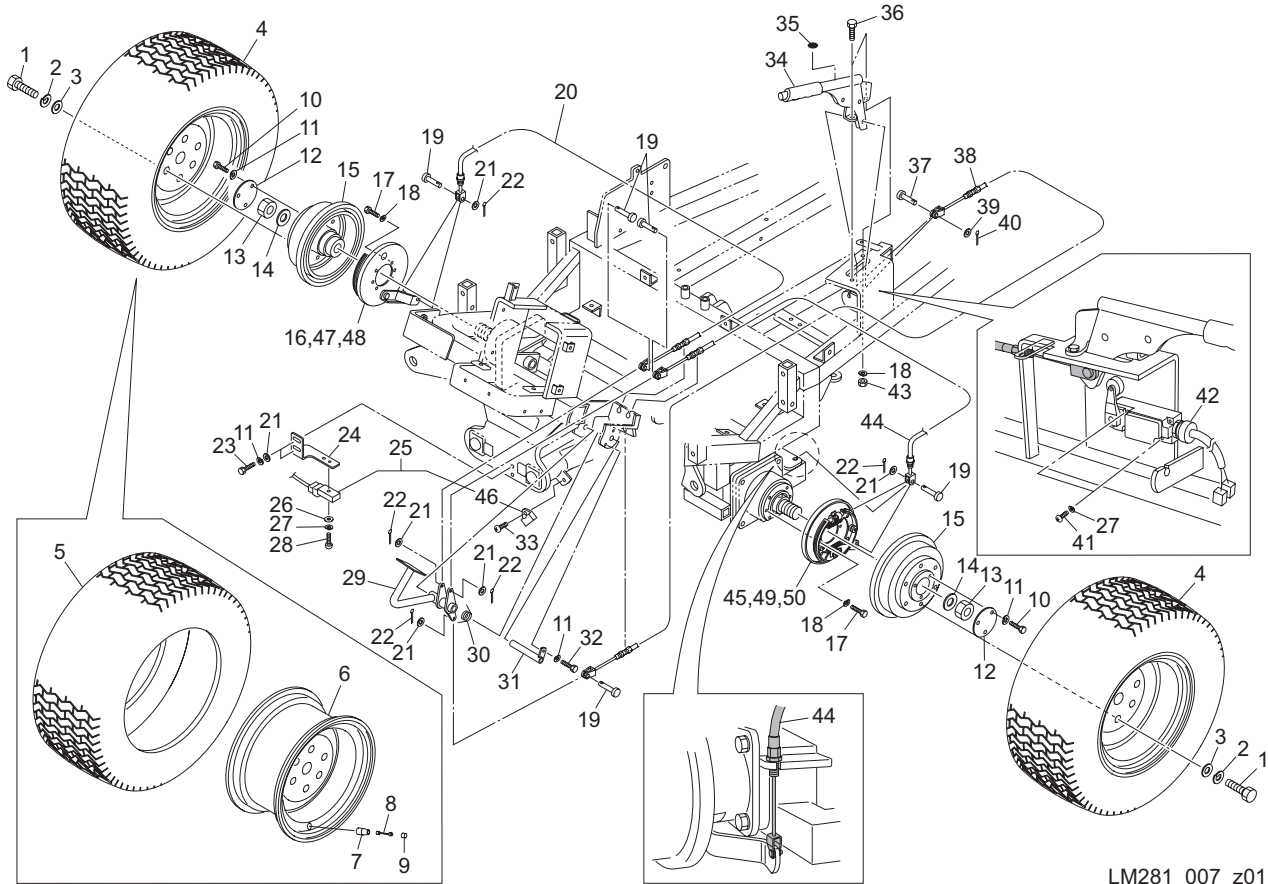


LM281_006_z01

| Cat No. | Code No. | Part name | Qty | Remark | SN of application |
|---------|---------------|----------------------------|-----|--------|-------------------|
| 6-31 | K4228000100 | SPONGE, RUBBER 5-15-500 | 1 | | |
| 6-32 | K4228000090 | SPONGE, RUBBER 5-15-590 | 2 | | |
| 6-33 | K3197005700 | TRIM, SEAL 75-16-570 | 1 | | |
| 6-34 | K0000050122 | BOLT, M5-12 | 8 | | |
| 6-35 | K4520000210 | HINGES, RESIN HOLED 5.2-75 | 2 | | |
| 6-36 | LM285--0940AD | COVER, RADIATOR | 1 | | |
| 6-37 | K5270002352 | RECEIVER, RUBBER HOOK | 3 | | |
| 6-38 | LM285--0905A0 | HOOD COMP, (RH) | 1 | | |
| 6-39 | LM5000V1366Z0 | HOOD, COMP (LH) | 1 | | |
| 6-40 | K4201000330 | STICKER, BARONESS 240S | 2 | | |
| 6-41 | GM2800-0920Z0 | HINGE ASSY | 4 | | |
| 6-42 | K4228000120 | SPONGE, RUBBER 5-15-80 | 4 | | |
| | | | | | |
| | | | | | |
| | | | | | |
| | | | | | |

7. Front wheel section

LM281

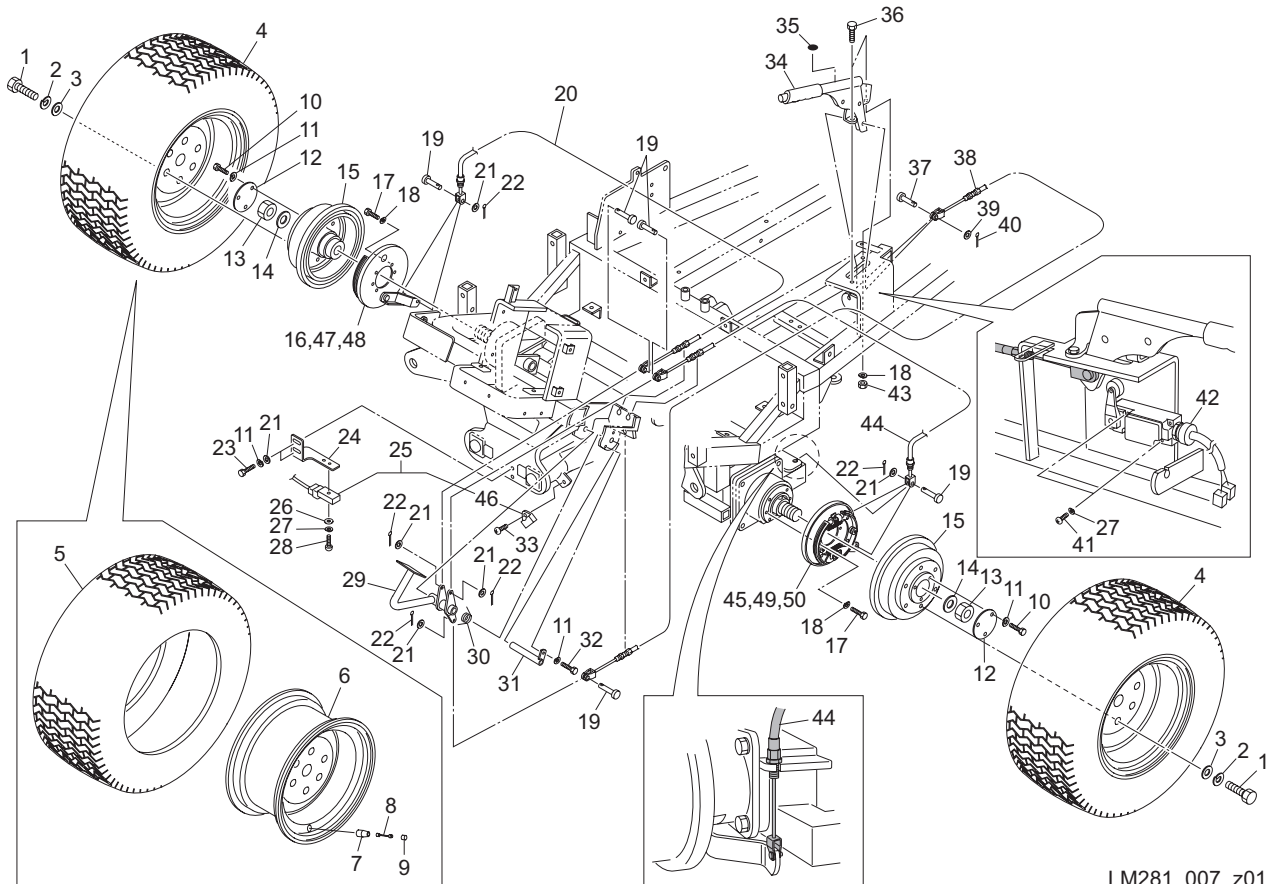


LM281_007_z01

| Cat No. | Code No. | Part name | Qty | Remark | SN of application |
|---------|---------------|----------------------------|-----|--------|-------------------|
| 7-1 | K0011120302 | BOLT, HT P1.5 M12-30 | 12 | | |
| 7-2 | K0200120002 | WASHER, SPRING M12 | 12 | | |
| 7-3 | K5074512252 | WASHER, SPHC 4.5-12-25 | 12 | | |
| 7-4 | K2040000600 | TIRE ASSY, M40B-23*1050-12 | 2 | | |
| 7-5 | K2041000360 | TIRE, M40B 23*1050-12 | 2 | | |
| 7-6 | K209000081L | WHEEL, 8.5JA*12WDC | 2 | | |
| 7-7 | K2097000010 | VALVE, RIM TR413 | 2 | | |
| 7-8 | K2092000020 | CORE, VALVE NO.9000 | 2 | | |
| 7-9 | K2093000010 | CAP, VALVE | 2 | | |
| 7-10 | K0000060102 | BOLT, M6-10 | 6 | | |
| 7-11 | K0200060002 | WASHER, SPRING M6 | 9 | | |
| 7-12 | K517000012D | PLATE, SPCC BOLT COVER | 2 | | |
| 7-13 | K0160000492 | NUT, SPECIAL P1.5 M24 | 2 | | |
| 7-14 | K0214240001 | WASHER, DISK SPRING 2L M24 | 2 | | |
| 7-15 | K6909000232 | MOUNT, WHEEL | 2 | | |
| 7-16 | K1720000210 | BRAKE ASSY, W/LEVER (RH) | 1 | | |
| 7-17 | K0000080152 | BOLT, M8-15 | 8 | | |
| 7-18 | K0200080002 | WASHER, SPRING M8 | 10 | | |
| 7-19 | K6031060172 | PIN, FLAT-HEAD HT M6-17 | 5 | | |
| 7-20 | K1120125000 | WIRE, BRAKE 1250 | 1 | | |
| 7-21 | K5000060002 | WASHER, M6 | 7 | | |
| 7-22 | K0300016202 | PIN, COTTER M1.6-20 | 5 | | |
| 7-23 | K0000060152 | BOLT, M6-15 | 2 | | |
| 7-24 | LM285--0207ZD | PLATE, MOUNTING SENSOR | 1 | | |
| 7-25 | K3720000140 | SWITCH, PROXIMITY NC V-out | 1 | | |
| 7-26 | K5000050002 | WASHER, M5 | 1 | | |
| 7-27 | K0200050002 | WASHER, SPRING M5 | 3 | | |
| 7-28 | K0000050202 | BOLT, M5-20 | 1 | | |
| 7-29 | LM282--0817Z3 | PEDAL, BRAKE | 1 | | |
| 7-30 | K1050000068 | SPRING, TORSION | 1 | | |

7. Front wheel section

LM281

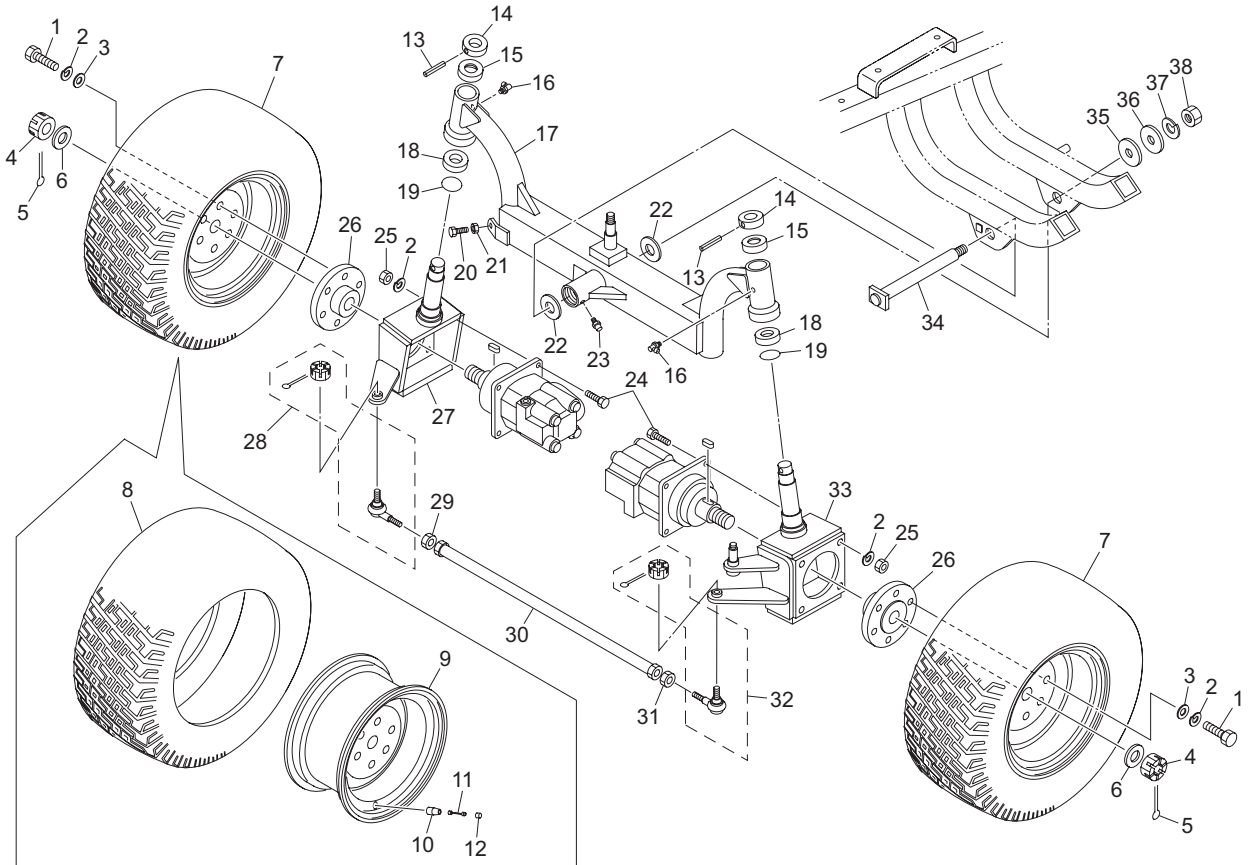


LM281_007_z01

| Cat No. | Code No. | Part name | Qty | Remark | SN of application |
|---------|---------------|--------------------------------|-----|--------|-------------------|
| 7-31 | LM282--080Z22 | SHAFT, PEDAL | 1 | | |
| 7-32 | K0000060202 | BOLT, M6-20 | 1 | | |
| 7-33 | K0048050102 | SCREW, + ROUND HEAD W/SW M5-10 | 1 | | |
| 7-34 | K1724000020 | LEVER ASSY, SIDE BRAKE | 1 | | |
| 7-35 | K4209001200 | DECAL, BRAKE | 1 | | |
| 7-36 | K0000080202 | BOLT, M8-20 | 2 | | |
| 7-37 | K6030120242 | PIN, FLAT HEAD M12-24 | 1 | | |
| 7-38 | K1120141010 | WIRE, BRAKE 1410 | 1 | | |
| 7-39 | K5000120002 | WASHER, M12 | 1 | | |
| 7-40 | K0300020202 | PIN, COTTER M2-20 | 1 | | |
| 7-41 | K0042050402 | SCREW, + ROUND HEAD M5-40 | 2 | | |
| 7-42 | K3670000120 | SWITCH, LIMIT D4A-4717N | 1 | | |
| 7-43 | K0100080002 | NUT, M8 | 2 | | |
| 7-44 | K1120107000 | WIRE, BRAKE 1070 | 1 | | |
| 7-45 | K1720000200 | BRAKE ASSY, W/LEVER (LH) | 1 | | |
| 7-46 | K1510000110 | MAGNET, W/PLASTIC BASE | 1 | | |
| 7-47 | P741-8005-00 | SHOE, BRAKE | 1 | | |
| 7-48 | P741-8007-00 | SHOE, BRAKE | 1 | | |
| 7-49 | P741-8006-01 | SHOE, BRAKE | 1 | | |
| 7-50 | P741-8008-00 | SHOE, BRAKE | 1 | | |
| | | | | | |
| | | | | | |

8. Rear wheel section

LM281

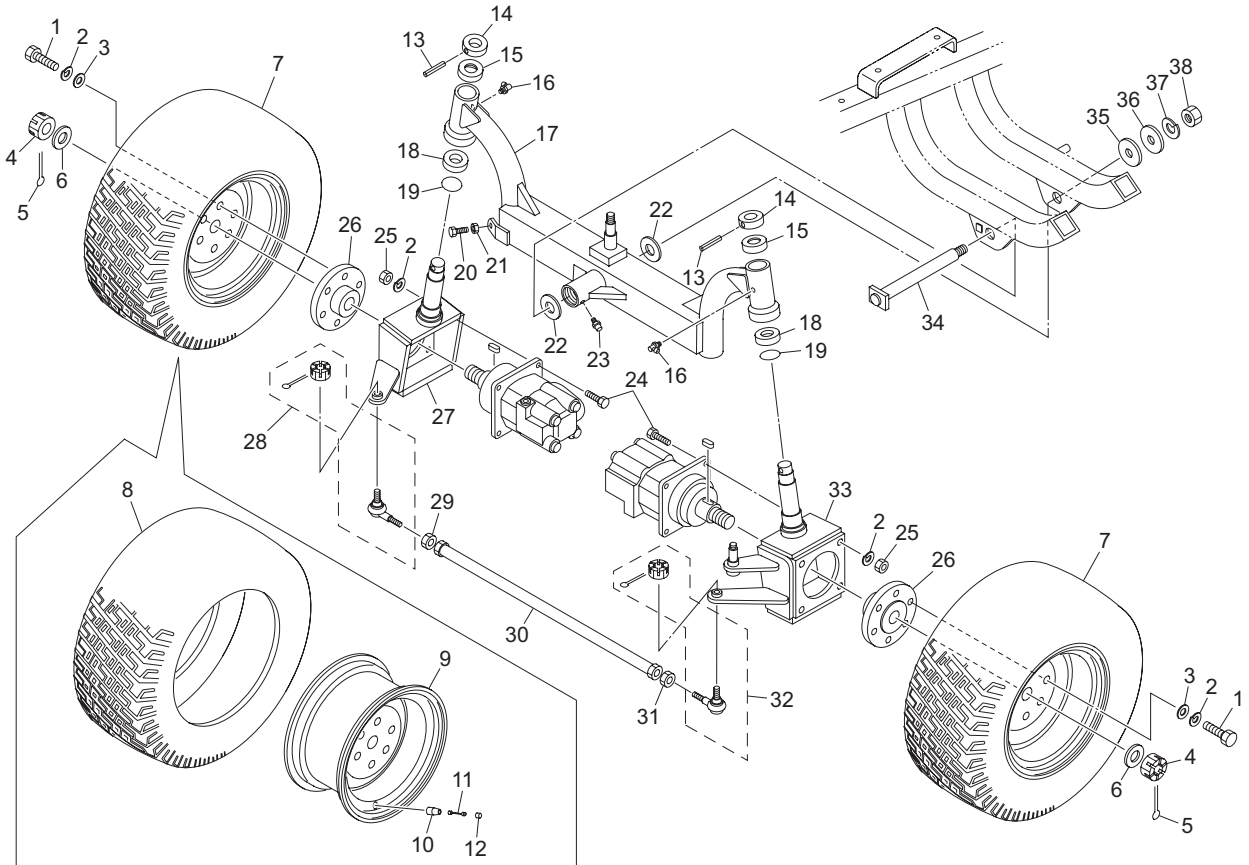


LM281_008_z00

| Cat No. | Code No. | Part name | Qty | Remark | SN of application |
|---------|---------------|--------------------------------|-----|--------|-------------------|
| 8-1 | K0011120302 | BOLT, HT P1.5 M12-30 | 12 | | |
| 8-2 | K0200120002 | WASHER, SPRING M12 | 20 | | |
| 8-3 | K5074512252 | WASHER, SPHC 4.5-12-25 | 12 | | |
| 8-4 | K0138240002 | NUT, HIGH SLOTTED P1.5 M24 | 2 | | |
| 8-5 | K0300050452 | PIN, COTTER M5-45 | 2 | | |
| 8-6 | K5000240002 | WASHER, M24 | 2 | | |
| 8-7 | K2040000610 | TIRE ASSY, M40B-23*850-12 | 2 | | |
| 8-8 | K2041000370 | TIRE, M40B 23*850-12 | 2 | | |
| 8-9 | K209000054L | WHEEL, 7JA*12WDC | 2 | | |
| 8-10 | K2097000010 | VALVE, RIM TR413 | 2 | | |
| 8-11 | K2092000020 | CORE, VALVE NO.9000 | 2 | | |
| 8-12 | K2093000010 | CAP, VALVE | 2 | | |
| 8-13 | K0320080501 | PIN, SPRING M8-50 | 2 | | |
| 8-14 | K6213000113 | COLLAR, W/HOLE M25-50-20 | 2 | | |
| 8-15 | K6204000383 | LID | 2 | | |
| 8-16 | K1440000020 | GREASE NIPPLE, 90 DEG TYPE C | 2 | | |
| 8-17 | LM318--0301DD | PIVOT | 1 | | |
| 8-18 | K0640511070 | BEARING, BALL THRUST 51107 | 2 | | |
| 8-19 | K0880048000 | O-RING, P48 | 2 | | |
| 8-20 | K0000100302 | BOLT, M10-30 | 1 | | |
| 8-21 | K0100100002 | NUT, M10 | 1 | | |
| 8-22 | K5051030500 | WASHER, C5191P 1-30-50 | 2 | | |
| 8-23 | K1440000010 | GREASE NIPPLE, STRAIGHT TYPE A | 1 | | |
| 8-24 | K0000120452 | BOLT, M12-45 | 8 | | |
| 8-25 | K0100120002 | NUT, M12 | 8 | | |
| 8-26 | LM318--0304AD | MOUNT, REAR WHEEL 80 | 2 | | |
| 8-27 | LM318--0302DD | KING PIN, (RH) | 1 | | |
| 8-28 | K1610000020 | END ASSY, TIE-ROD MALE (RH) | 1 | | |
| 8-29 | K0160000192 | NUT, SPECIAL P1.5 M17 | 1 | | |
| 8-30 | LM318--0305ZD | ROD, TIE | 1 | | |

8. Rear wheel section

LM281

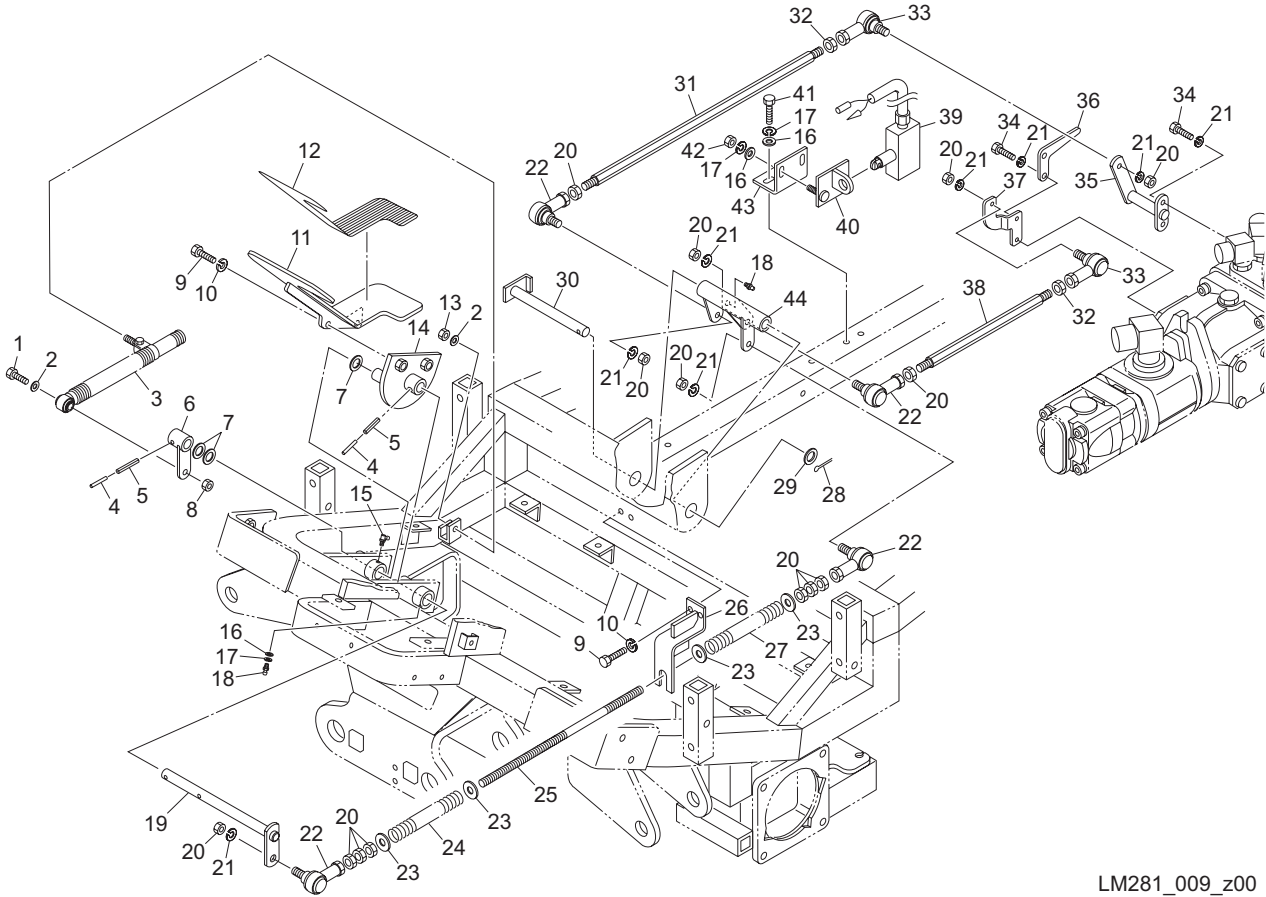


LM281_008_z00

| Cat No. | Code No. | Part name | Qty | Remark | SN of application |
|---------|---------------|---|-----|--------|-------------------|
| 8-31 | K0160000202 | NUT, LEFT-HANDED SPECIAL P1.5 M17 | 1 | | |
| 8-32 | K1611000020 | END ASSY, TIE-ROD LEFT-HANDED MALE (LH) | 1 | | |
| 8-33 | LM318--0303DD | KING PIN, (LH) | 1 | | |
| 8-34 | K7147000198 | PIN, FOR PIVOT | 1 | | |
| 8-35 | K5051030420 | WASHER, C5191P 1-30-42 | 1 | | |
| 8-36 | K5073216352 | WASHER, SPHC 3.2-16-35 | 1 | | |
| 8-37 | K0200160002 | WASHER, SPRING M16 | 1 | | |
| 8-38 | K0100160002 | NUT, M16 | 1 | | |
| | | | | | |
| | | | | | |
| | | | | | |
| | | | | | |
| | | | | | |

9. Pedal section

LM281

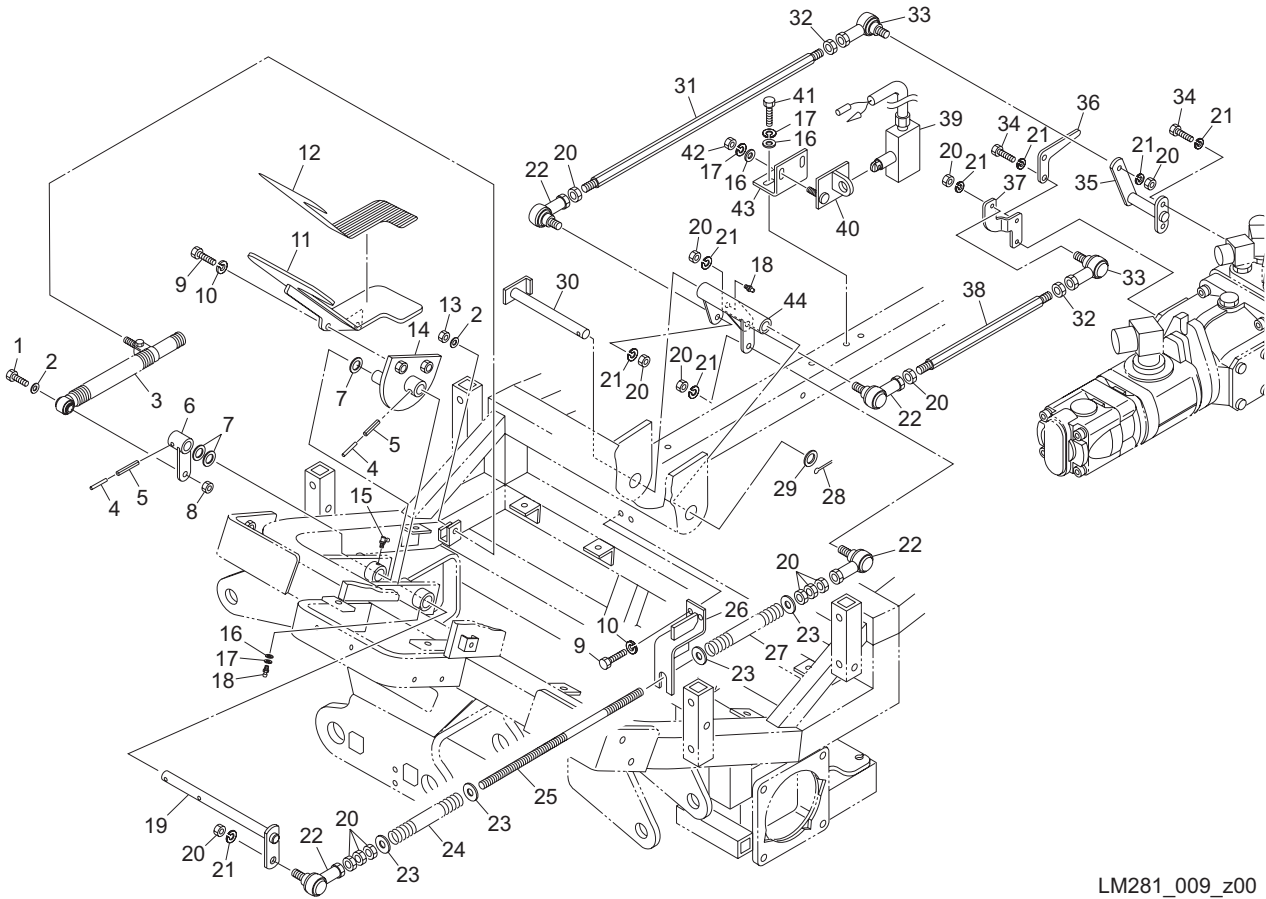


LM281_009_z00

| Cat No. | Code No. | Part name | Qty | Remark | SN of application |
|---------|---------------|--------------------------------|-----|----------------|-------------------|
| 9-1 | K0000080352 | BOLT, M8-35 | 1 | | |
| 9-2 | K5000080002 | WASHER, M8 | 2 | | |
| 9-3 | K3380000010 | DAMPER, FOR LEVER | 1 | | |
| 9-4 | K0320030251 | PIN, SPRING M3-25 | 2 | | |
| 9-5 | K0320050281 | PIN, SPRING M5-28 | 2 | | |
| 9-6 | LM318--0813B2 | LEVER, DAMPER | 1 | | |
| 9-7 | K5051016240 | WASHER, C5191P 1-16-24 | 3-4 | for adjustment | |
| 9-8 | K0100080002 | NUT, M8 | 1 | | |
| 9-9 | K0000080202 | BOLT, M8-20 | 4 | | |
| 9-10 | K0200080002 | WASHER, SPRING M8 | 4 | | |
| 9-11 | LM285--0801ZD | PEDAL | 1 | | |
| 9-12 | LM285--0802Z0 | RUBBER, FOR PEDAL | 1 | | |
| 9-13 | K0144080002 | NUT, W/F-RING M8 | 1 | | |
| 9-14 | LM318--0802ZD | PEDAL, (UNDER) | 1 | | |
| 9-15 | K1440000020 | GREASE NIPPLE, 90 DEG TYPE C | 1 | | |
| 9-16 | K5000060002 | WASHER, M6 | 5 | | |
| 9-17 | K0200060002 | WASHER, SPRING M6 | 5 | | |
| 9-18 | K1440000010 | GREASE NIPPLE, STRAIGHT TYPE A | 2 | | |
| 9-19 | LM318--0803Z2 | SHAFT, PEDAL | 1 | | |
| 9-20 | K0100100002 | NUT, M10 | 14 | | |
| 9-21 | K0200100002 | WASHER, SPRING M10 | 10 | | |
| 9-22 | K1604100000 | JOINT, SPHERICAL LHSA10DE146 | 4 | | |
| 9-23 | K5012311242 | WASHER, SPCC 2.3-11-24 | 4 | | |
| 9-24 | LM318--0815Z8 | SPRING, COMPRESSION M3-21-105 | 1 | | |
| 9-25 | K0072000332 | SHAFT, SCREWED M10-350 | 1 | | |
| 9-26 | LM318--0808ZD | BRACKET, NEUTRAL AXIS | 1 | | |
| 9-27 | LM318--0816Z8 | SPRING, COMPRESSION M3-21-80 | 1 | | |
| 9-28 | K0300040502 | PIN, COTTER M4-50 | 1 | | |
| 9-29 | K5011016222 | WASHER, SPCC 1-16-22 | 1 | | |
| 9-30 | LM318--0811A2 | SHAFT, IDLE LEVER | 1 | | |

9. Pedal section

LM281

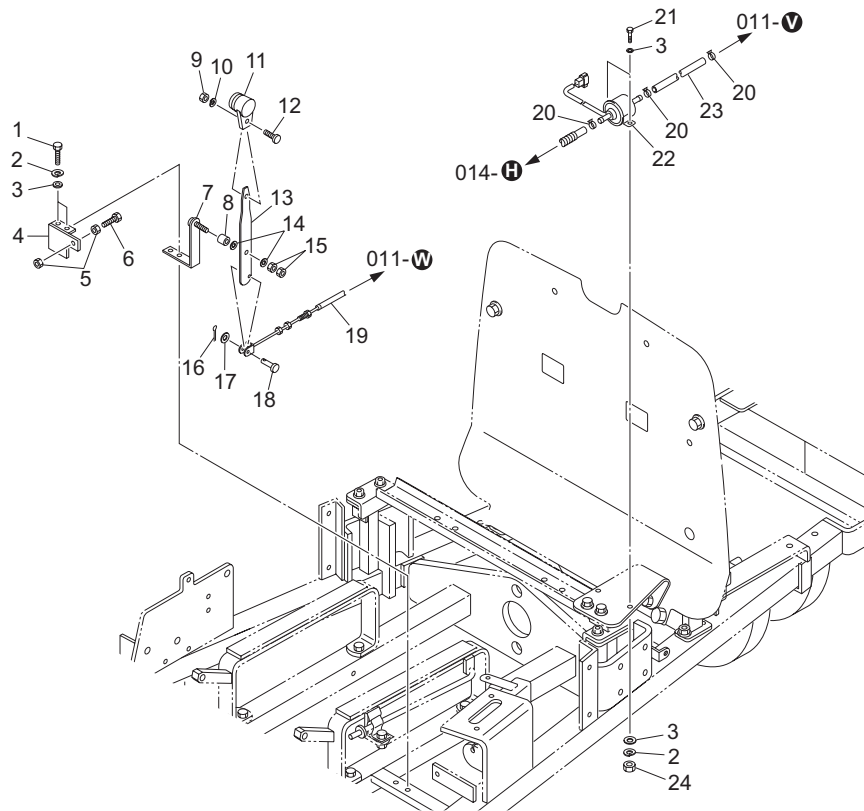


LM281_009_z00

| Cat No. | Code No. | Part name | Qty | Remark | SN of application |
|---------|---------------|-------------------------------|-----|--------|-------------------|
| 9-31 | LM318--0807Z2 | ROD | 1 | | |
| 9-32 | K0180100002 | NUT, LEFT-HANDED M10 | 2 | | |
| 9-33 | K16041000L0 | JOINT, SPHERICAL LHSA10DLE146 | 2 | | |
| 9-34 | K0011100252 | BOLT, HT P1.25 M10-25 | 4 | | |
| 9-35 | LM318--0809Z2 | LEVER, SHIFT | 1 | | |
| 9-36 | LM282--7514A2 | LEVER, NEUTRAL | 1 | | |
| 9-37 | LM318--0810Z2 | LEVER, SHIFT | 1 | | |
| 9-38 | LM318--0806Z2 | ROD | 1 | | |
| 9-39 | K3671000050 | SWITCH, LIMIT SLI-A | 1 | | |
| 9-40 | LM282--7516ZD | FITTING, MOUNTING SWITCH | 1 | | |
| 9-41 | K0000060152 | BOLT, M6-15 | 2 | | |
| 9-42 | K0100060002 | NUT, M6 | 2 | | |
| 9-43 | LM282--7515ZD | BASE, MOUNTING SWITCH | 1 | | |
| 9-44 | LM318--0804Z2 | LEVER, IDLE | 1 | | |
| | | | | | |
| | | | | | |
| | | | | | |
| | | | | | |

10. Engine section A

LM281

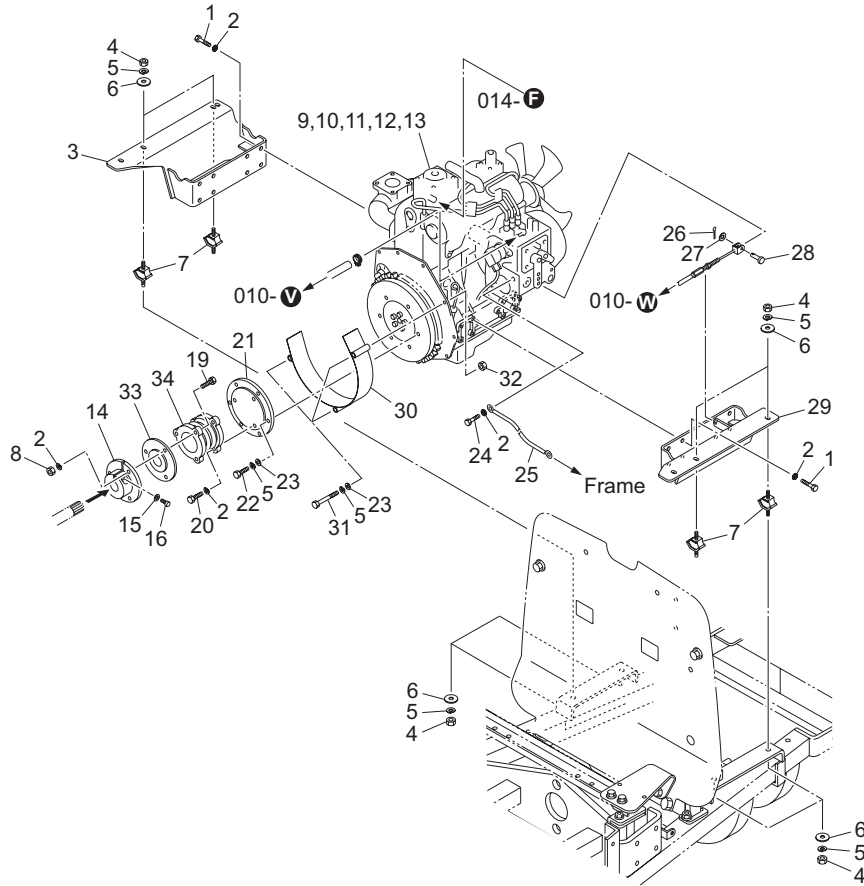


LM281_010_z00

| Cat No. | Code No. | Part name | Qty | Remark | SN of application |
|---------|----------------|------------------------------|-----|--------|-------------------|
| 10-1 | K0000060202 | BOLT, M6-20 | 2 | | |
| 10-2 | K0200060002 | WASHER, SPRING M6 | 4 | | |
| 10-3 | K5000060002 | WASHER, M6 | 6 | | |
| 10-4 | LM282--0560Z2 | STOPPER | 1 | | |
| 10-5 | K0100080002 | NUT, M8 | 2 | | |
| 10-6 | K0000080352 | BOLT, M8-35 | 1 | | |
| 10-7 | LM318--0511Z2 | BRACKET, THROTTLE LEVER | 1 | | |
| 10-8 | K6212000092 | COLLAR, STKM M10-16-10 | 1 | | |
| 10-9 | K0100050002 | NUT, M5 | 1 | | |
| 10-10 | K0200050002 | WASHER, SPRING M5 | 1 | | |
| 10-11 | K1301000150 | GRIP, PLASTIC THROTTLE LEVER | 1 | | |
| 10-12 | K0042050082 | SCREW, + ROUND HEAD M5-8 | 1 | | |
| 10-13 | LM318--0510Z2 | PLATE, THROTTLE LEVER | 1 | | |
| 10-14 | K0210100002 | SPRING, CONICAL DISC L M10 | 2 | | |
| 10-15 | K0100100002 | NUT, M10 | 2 | | |
| 10-16 | K0300016202 | PIN, COTTER M1.6-20 | 1 | | |
| 10-17 | K5000050002 | WASHER, M5 | 1 | | |
| 10-18 | K6030050122 | PIN, FLAT HEAD M5-12 | 1 | | |
| 10-19 | K1110101010 | WIRE, THROTTLE 1010 | 1 | | |
| 10-20 | K4260000240 | CLIP, PIPE PF14911-4275-0 | 3 | | |
| 10-21 | K0000060152 | BOLT, M6-15 | 2 | | |
| 10-22 | PF1G377-5203-0 | PUMP ASSY, FUEL | 1 | | |
| 10-23 | PF09661-8250-0 | TUBE, FUEL | 1 | | |
| 10-24 | K0100060002 | NUT, M6 | 2 | | |
| | | | | | |

11. Engine section B

LM281

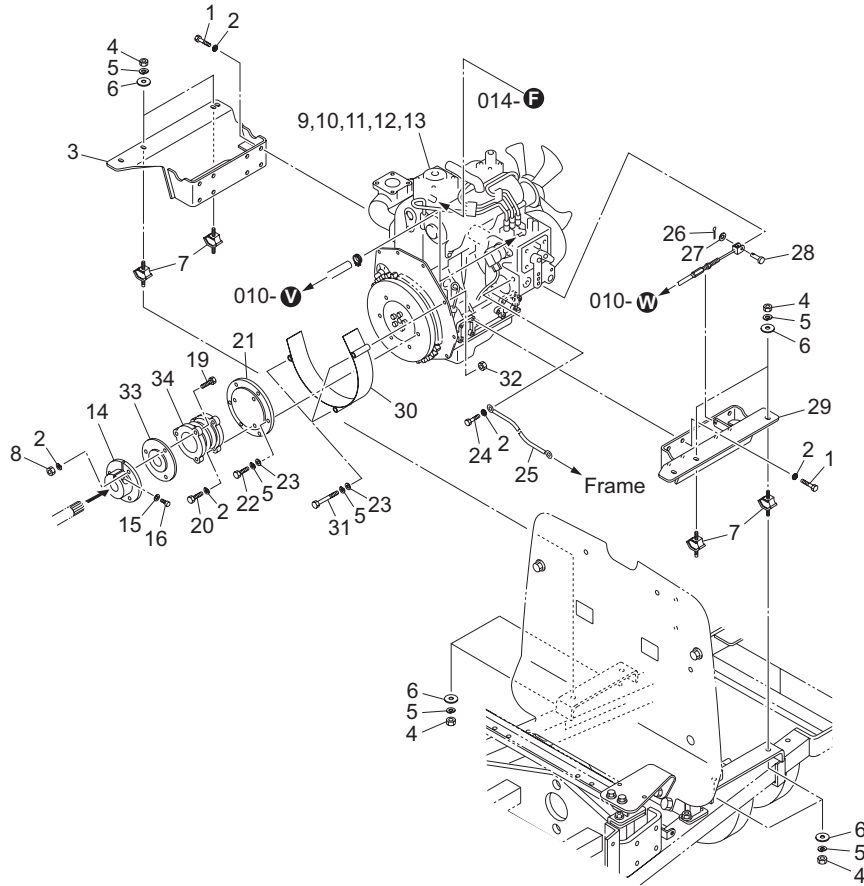


LM281_011_z01

| Cat No. | Code No. | Part name | Qty | Remark | SN of application |
|---------|----------------|--------------------------------|-----|--------|-------------------|
| 11-1 | K0017100252 | BOLT, SMALL HT P1.25 M10-25 | 16 | | |
| 11-2 | K0200100002 | WASHER, SPRING M10 | 23 | | |
| 11-3 | LM2400-0502AD | BASE, ENGINE (RH) | 1 | | |
| 11-4 | K0100080002 | NUT, M8 | 8 | | |
| 11-5 | K0200080002 | WASHER, SPRING M8 | 14 | | |
| 11-6 | K5073208202 | WASHER, SPHC 3.2-8-20 | 8 | | |
| 11-7 | K4040000150 | RUBBER, VIBRATION PROOF EC4001 | 4 | | |
| 11-8 | K0100100002 | NUT, M10 | 3 | | |
| 11a-9 | K2691000390 | ENGINE, KUBOTA D1105-E4BLMKY-1 | 1 | | |
| 11-10 | PF16271-3209-3 | OIL ELEMENT | 1 | | |
| 11-11 | PF16241-9701-3 | BELT, FAN (37 COG) | 1 | | |
| 11-12 | PF13901-3375-0 | PLUG, DRAIN | 1 | | |
| 11-13 | PF6C090-5896-0 | GASKET, DRAIN OILPAN | 1 | | |
| 11-14 | LM282--0541Z2 | DISK, DRIVING PUMP SIDE | 1 | | |
| 11-15 | K0215100002 | WASHER, DISK SPRING 2H M10 | 1 | | |
| 11-16 | K001A100351 | BOLT, 13T W/HEX HOLE M10-35 | 1 | | |
| 11-17 | | | | | |
| 11-18 | | | | | |
| 11-19 | K0010100352 | BOLT, HT M10-35 | 3 | | |
| 11-20 | K0010100202 | BOLT, HT M10-20 | 3 | | |
| 11-21 | LM282--0542A2 | BRACKET, JOINT | 1 | | |
| 11-22 | K0010080202 | BOLT, HT M8-20 | 6 | | |
| 11-23 | K5000080002 | WASHER, M8 | 6 | | |
| 11-24 | K0001100202 | BOLT, P1.25 M10-20 | 1 | | |
| 11-25 | K3611000430 | WIRE, TO EARTH 500 | 1 | | |
| 11-26 | K0300016202 | PIN, COTTER M1.6-20 | 1 | | |
| 11-27 | K5000050002 | WASHER, M5 | 1 | | |
| 11-28 | K6030050122 | PIN, FLAT HEAD M5-12 | 1 | | |
| 11-29 | LM2400-0501AD | BASE, ENGINE (LH) | 1 | | |
| 11-30 | GM1700-0508ZD | COVER, FLYWHEEL (LOWER) | 1 | | |

11. Engine section B

LM281

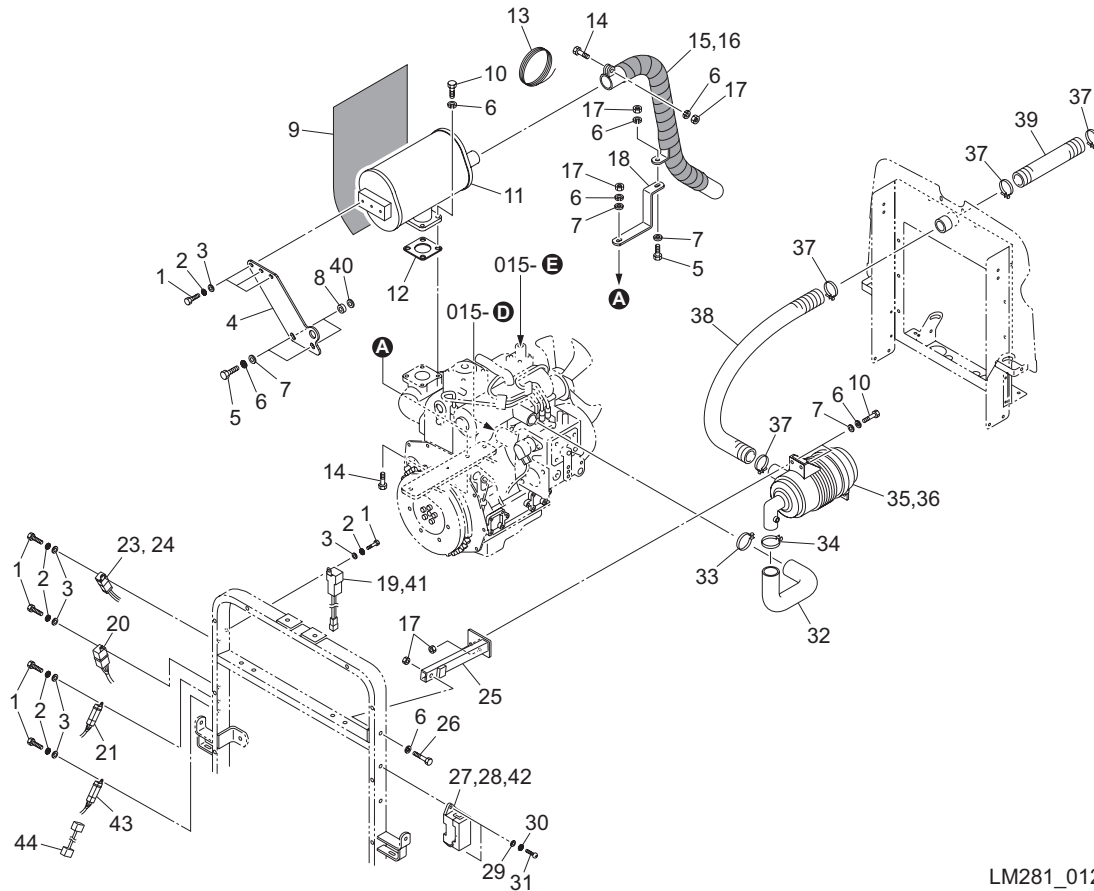


LM281_011_z01

| Cat No. | Code No. | Part name | Qty | Remark | SN of application |
|---------|-------------|-------------------|-----|--------|-------------------|
| 11-31 | K0003080752 | BOLT, M8-75 | 3 | | |
| 11-32 | K0100080002 | NUT, M8 | 1 | | |
| 11-33 | K6204000842 | SPACER, 118-70 | 1 | | |
| 11-34 | K1620000320 | JOINT, BJ75ACC976 | 1 | | |
| | | | | | |
| | | | | | |
| | | | | | |
| | | | | | |
| | | | | | |
| | | | | | |
| | | | | | |

12. Engine section C

LM281

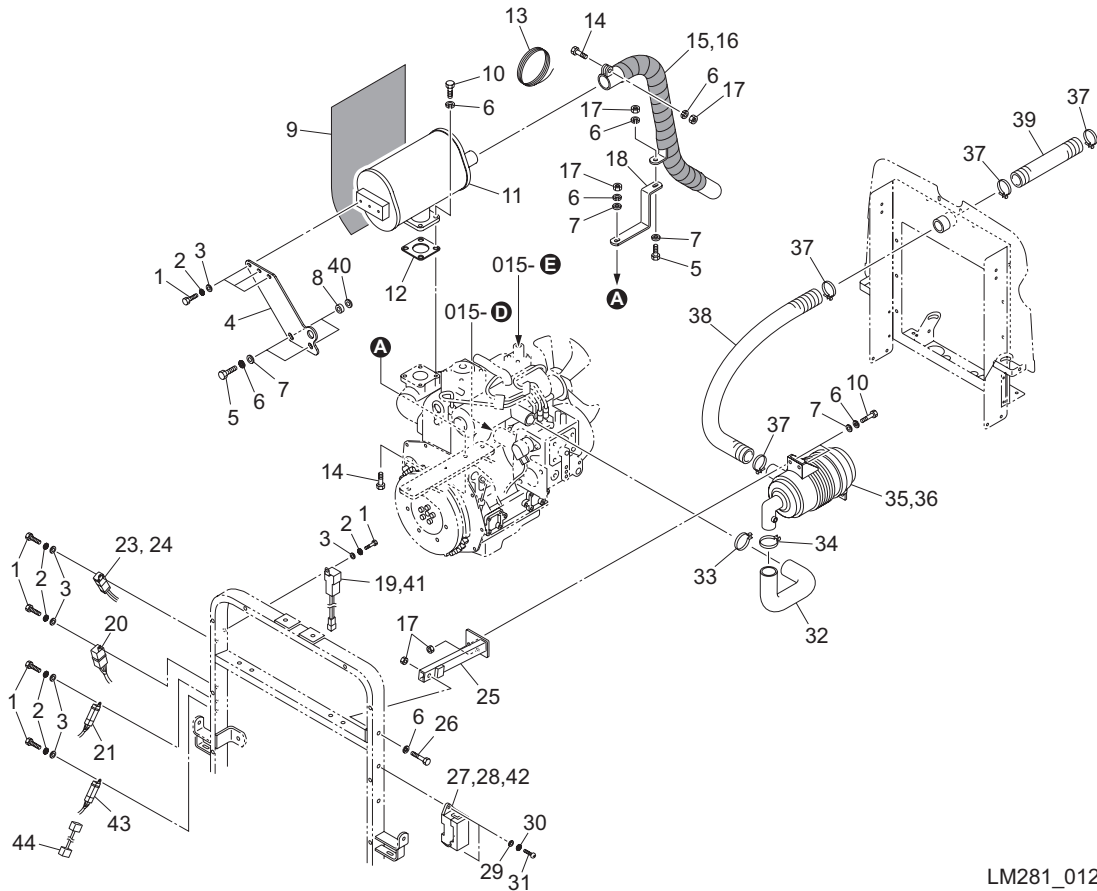


LM281_012_z02

| Cat No. | Code No. | Part name | Qty | Remark | SN of application |
|---------|----------------|----------------------------------|-----|--------|-------------------|
| 12-1 | K0000060152 | BOLT, M6-15 | 8 | | |
| 12-2 | K0200060002 | WASHER, SPRING M6 | 8 | | |
| 12-3 | K5000060002 | WASHER, M6 | 8 | | |
| 12-4 | GM1600-0566ZU | PLATE, SUPPORT | 1 | | |
| 12-5 | K0000080252 | BOLT, M8-25 | 2 | | |
| 12-6 | K0200080002 | WASHER, SPRING M8 | 12 | | |
| 12-7 | K5000080002 | WASHER, M8 | 6 | | |
| 12-8 | K6212003862 | COLLAR, STKM M8.5-17-7 | 2 | | |
| 12-9 | K4230000160 | PANEL, INSULATING 1.6-230-420 | 1 | | |
| 12-10 | K0000080202 | BOLT, M8-20 | 6 | | |
| 12-11 | PF1G324-1211-0 | MUFFLER | 1 | | |
| 12-12 | PF15263-1237-0 | PACKING, MUFFLER NA | 1 | | |
| 12-13 | K4980015000 | WIRE, SUS 1.2-1500 | 1 | | |
| 12-14 | K0000080302 | BOLT, M8-30 | 2 | | |
| 12-15 | GM1600-0561ZU | PIPE, MUFFLER | 1 | | |
| 12-16 | K4230000040 | PLATE, GLASS-FABRICS 1.6-30-1000 | 2 | | |
| 12-17 | K0100080002 | NUT, M8 | 6 | | |
| 12-18 | LM281--0502ZD | STAY, MUFFLER PIPE | 1 | | |
| 12-19 | K3630000160 | FUSE BLOCK, FUSIBLE LINK 30A | 1 | | |
| 12-20 | K3681000070 | RELAY, MR5A411A1K | 1 | | |
| 12-21 | K3681000060 | RELAY, CALAF-12V-N-5 | 1 | | |
| 12-22 | | | | | |
| 12-23 | K3630000130 | FUSE BLOCK, FUSIBLE LINK 50A | 1 | | |
| 12-24 | K3631000170 | FUSE, PLUG-IN 50A | 1 | | |
| 12-25 | LM281--0611ZD | STAY, AIR CLEANER | 1 | | |
| 12-26 | K0000080502 | BOLT, M8-50 | 1 | | |
| 12-27 | K3630000170 | FUSE BLOCK, MINI 10P-C | 1 | | |
| 12-28 | K3631000070 | FUSE, MINI BLADE 5A | 1 | | |
| 12-29 | K5000050002 | WASHER, M5 | 2 | | |
| 12-30 | K0200050002 | WASHER, SPRING M5 | 2 | | |

12. Engine section C

LM281

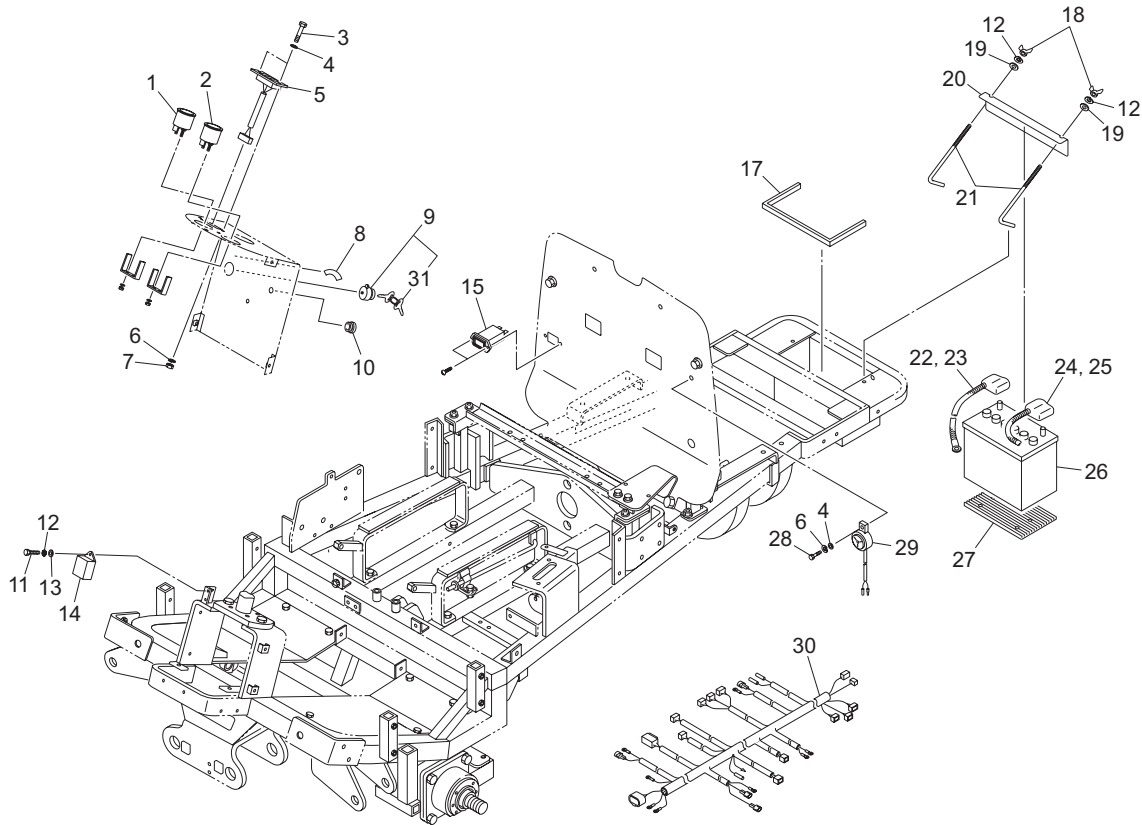


LM281_012_z02

| Cat No. | Code No. | Part name | Qty | Remark | SN of application |
|---------|----------------|---------------------------|-----|----------------|-------------------|
| 12-31 | K0042050152 | SCREW, + ROUND HEAD M5-15 | 2 | | |
| 12-32 | GM1600-0524Z0 | PIPE, AIR CLEANER | 1 | | |
| 12-33 | PF15401-1172-0 | BAND, PIPE | 1 | | |
| 12-34 | PF15221-1172-0 | BAND, PIPE | 1 | | |
| 12-35 | PF17407-1101-5 | AIR CLEANER ASSY | 1 | | |
| 12-36 | PFT1270-1632-2 | FILTER COMP, AIR CLEANER | 1 | | |
| 12-37 | K4262057000 | CLAMP, LS BAND 57 | 4 | | |
| 12-38 | K3170006200 | HOSE, 50 BANNER A 620 | 1 | | |
| 12-39 | K3170002500 | HOSE, 50 BANNER A 250 | 1 | | |
| 12-40 | K5000080002 | WASHER, M8 | 0-4 | for adjustment | |
| 12-41 | K3631000190 | FUSE, PLUG-IN 30A | 1 | | |
| 12-42 | K3631000110 | FUSE, MINI BLADE 15A | 1 | | |
| 12-43 | PF5H276-4125-0 | RELAY COMP | 1 | | |
| 12-44 | K3620001040 | CONNECTOR | 1 | | |
| | | | | | |
| | | | | | |
| | | | | | |
| | | | | | |

13. Engine section D

LM281

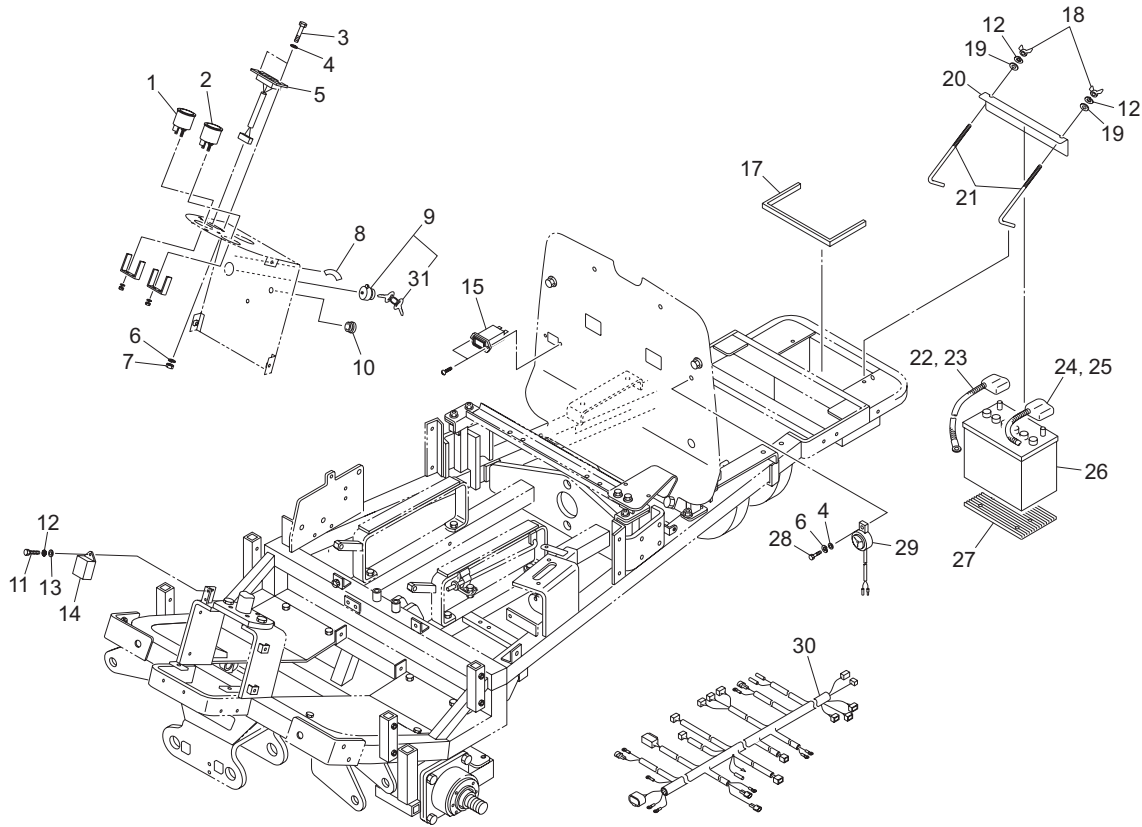


LM281_013_z02

| Cat No. | Code No. | Part name | Qty | Remark | SN of application |
|---------|----------------|----------------------------------|-----|--------|-------------------|
| 13-1 | K3653000010 | GAUGE, FUEL 52BG2 | 1 | | |
| 13-2 | PFR1401-5317-0 | GAUGE, WATER TEMPERATURE | 1 | | |
| 13-3 | K0042050122 | SCREW, + ROUND HEAD M5-12 | 2 | | |
| 13-4 | K5000050002 | WASHER, M5 | 3 | | |
| 13-5 | K3641000040 | LAMP, PILOT | 1 | | |
| 13-6 | K0200050002 | WASHER, SPRING M5 | 3 | | |
| 13-7 | K0100050002 | NUT, M5 | 2 | | |
| 13-8 | K4209001190 | DECAL, KEY SWITCH | 1 | | |
| 13-9 | PF15248-6359-0 | SWITCH ASSY, STARTER | 1 | | |
| 13-10 | K0900300120 | GROMMET, W/SEALING C30SG12A | 1 | | |
| 13-11 | K0000060102 | BOLT, M6-10 | 1 | | |
| 13-12 | K0200060002 | WASHER, SPRING M6 | 3 | | |
| 13-13 | K5000060002 | WASHER, M6 | 1 | | |
| 13-14 | PF15694-6599-0 | TIMER, GLOW LAMP | 1 | | |
| 13-15 | K3650000100 | HOUR METER, HH2AS | 1 | | |
| 13-16 | | | | | |
| 13-17 | GM1600-0519Z0 | SPONGE, RUBBER 8-610 | 1 | | |
| 13-18 | K0141060002 | NUT, WING M6-3 | 2 | | |
| 13-19 | K5012306162 | WASHER, SPCC 2.3-6-16 | 2 | | |
| 13-20 | LM285--0911Z2 | CLAMPER, BATTERY | 1 | | |
| 13-21 | K6171000312 | ROD, W/M6 | 2 | | |
| 13-22 | K3610000230 | WIRE, BATTERY (+) 1250 | 1 | | |
| 13-23 | K3195012000 | TUBE, CORRUGATED 15-1200 | 1 | | |
| 13-24 | K3611000420 | WIRE, TO EARTH 1000 | 1 | | |
| 13-25 | K3195009500 | TUBE, CORRUGATED 15-950 | 1 | | |
| 13-26 | K3600000160 | BATTERY, FX75D23L | 1 | | |
| 13-27 | K4035000020 | RUBBER, ISOLATOR FOR BATTERY 256 | 1 | | |
| 13-28 | K0000050252 | BOLT, M5-25 | 1 | | |
| 13-29 | K3700000010 | BUZZER, EBM-12 TYPE | 1 | | |
| 13-30 | LM281--0504Z0 | HARNESS | 1 | | |

13. Engine section D

LM281

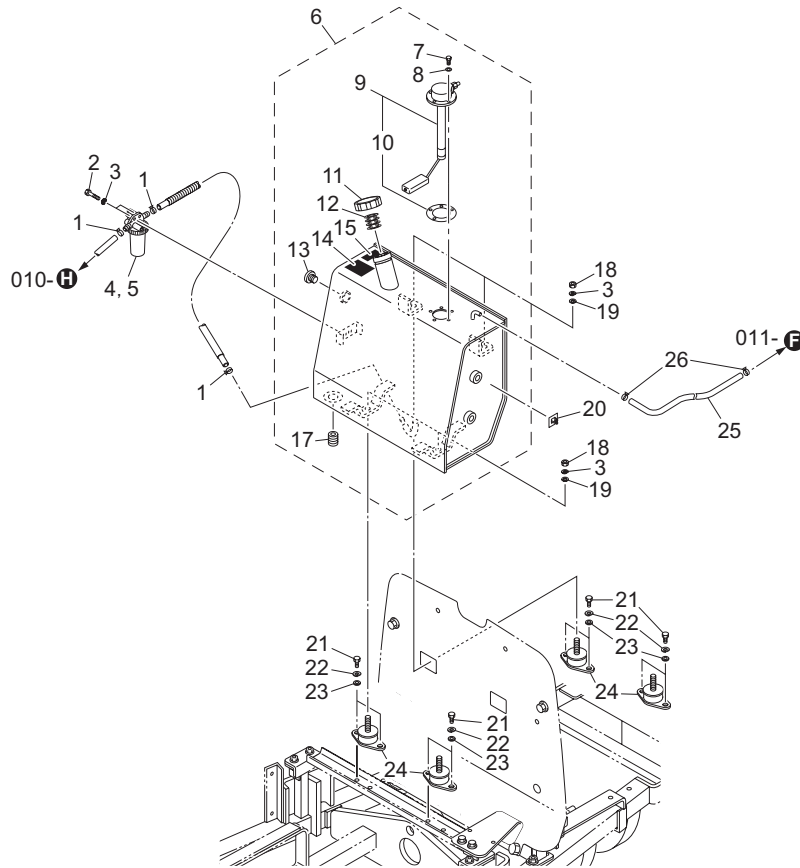


LM281_013_z02

| Cat No. | Code No. | Part name | Qty | Remark | SN of application |
|---------|----------------|--------------|-----|--------|-------------------|
| 13-31 | PF15248-6370-0 | KEY, STARTER | 1 | | |
| | | | | | |
| | | | | | |
| | | | | | |
| | | | | | |
| | | | | | |
| | | | | | |

14. Fuel tank section

LM281

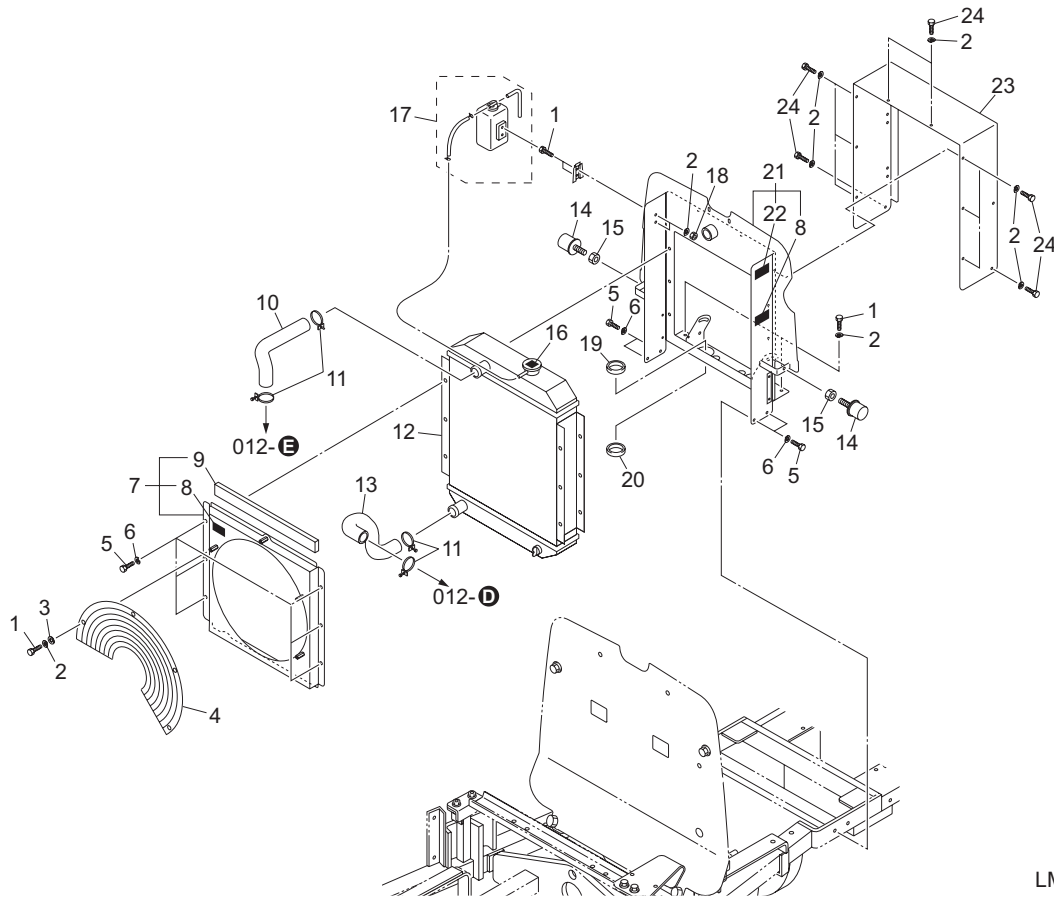


LM281_014_z01

| Cat No. | Code No. | Part name | Qty | Remark | SN of application |
|---------|----------------|-----------------------------------|-----|--------|-------------------|
| 14-1 | K4260000240 | CLIP, PIPE PF14911-4275-0 | 3 | | |
| 14-2 | K0000080602 | BOLT, M8-60 | 1 | | |
| 14-3 | K0200080002 | WASHER, SPRING M8 | 6 | | |
| 14-4 | PF1G313-4301-0 | FILTER ASSY, FUEL | 1 | | |
| 14-5 | PF1G313-4356-0 | ELEMENT ASSY, FUEL | 1 | | |
| 14-6 | LM285--0509Z0 | TANK COMP, FUEL | 1 | | |
| 14-7 | K0000050152 | BOLT, M5-15 | 5 | | |
| 14-8 | K0922050000 | SEAL, WASHER 5WF | 5 | | |
| 14-9 | K2721000100 | GAUGE, FLOATING 225*175 | 1 | | |
| 14-10 | K2721000020 | PACKING, OIL-SHEET | 1 | | |
| 14-11 | K1410000120 | PLUG, FUEL TANK | 1 | | |
| 14-12 | K3420000090 | FILTER ASSY, FUEL | 1 | | |
| 14-13 | K1400000044-Y | GAUGE, OIL PF3/4 TYPE M | 1 | | |
| 14-14 | K4209001000 | DECAL, DIESEL FUEL REFUELING HOLE | 1 | | |
| 14-15 | K4205001940 | DECAL, CAUTION FIRE | 1 | | |
| 14-16 | K4209001330 | DECAL, DIESEL FUEL INDICATION | | | |
| 14-17 | K1422106001-Y | PLUG, TAPERED W/HEX HOLE T1 3/8 | 1 | | |
| 14-18 | K0100080002 | NUT, M8 | 4 | | |
| 14-19 | K5000080002 | WASHER, M8 | 4 | | |
| 14-20 | K4251000020 | LATCH, WIRE S20 | 1 | | |
| 14-21 | K0000060102 | BOLT, M6-10 | 8 | | |
| 14-22 | K0200060002 | WASHER, SPRING M6 | 8 | | |
| 14-23 | K5000060002 | WASHER, M6 | 8 | | |
| 14-24 | K4042000040 | RUBBER, VIBRATION PROOF KB-30 | 4 | | |
| 14-25 | PF09661-4210-0 | TUBE, FUEL | 1 | | |
| 14-26 | PF14971-4275-0 | CLIP, PIPE | 2 | | |

15. Radiator section

LM281

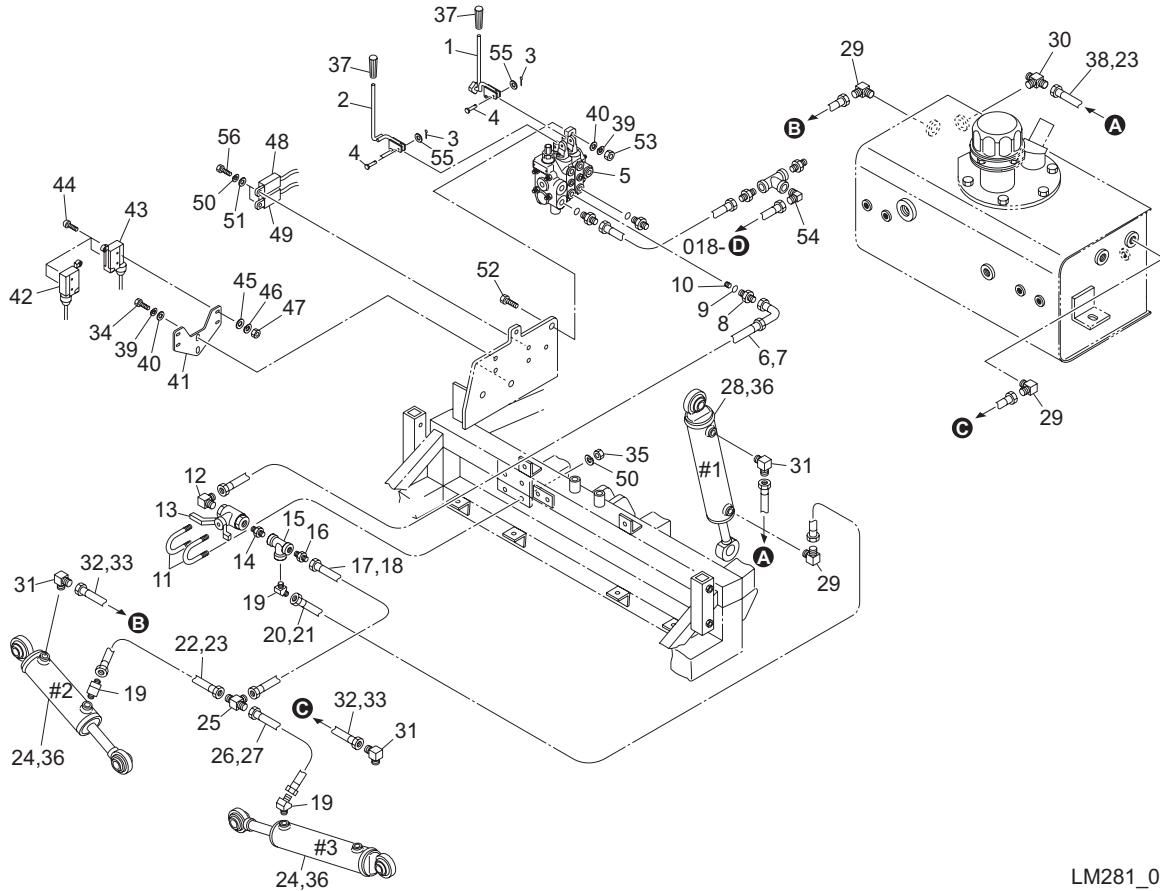


LM281_015_z00

| Cat No. | Code No. | Part name | Qty | Remark | SN of application |
|---------|----------------|-----------------------------------|-----|--------|-------------------|
| 15-1 | K0000060152 | BOLT, M6-15 | 8 | | |
| 15-2 | K0200060002 | WASHER, SPRING M6 | 18 | | |
| 15-3 | K5000060002 | WASHER, M6 | 4 | | |
| 15-4 | PF1G690-7412-0 | COVER, FAN | 1 | | |
| 15-5 | K0000080152 | BOLT, M8-15 | 10 | | |
| 15-6 | K0200080002 | WASHER, SPRING M8 | 10 | | |
| 15-7 | LM285--0560Z0 | SHROUD, W/ DECAL | 1 | | |
| 15-8 | K4205001530 | DECAL, CAUTION TO ROTATING OBJECT | 2 | | |
| 15-9 | LM282--0522Z0 | SPONGE, URETHANE | 2 | | |
| 15-10 | PF16292-7294-0 | PIPE, WATER 4 | 1 | | |
| 15-11 | PF09318-89039 | CLAMP, HOSE | 4 | | |
| 15-12 | K2730000040 | RADIATOR | 1 | | |
| 15-13 | PF1G345-7285-0 | HOSE, (1, WATER) | 1 | | |
| 15-14 | K4049030000 | RUBBER, STOPPER KI-30 | 2 | | |
| 15-15 | K0100080002 | NUT, M8 | 2 | | |
| 15-16 | K4205001970 | DECAL, CAUTION SPOUTING COOLANT | 1 | | |
| 15-17 | PFRC411-4268-0 | TANK ASSY, RESERVE | 1 | | |
| 15-18 | K0100060002 | NUT, M6 | 2 | | |
| 15-19 | K0900300660 | GROMMET, W/SEALING C30SG30A | 2 | | |
| 15-20 | K0900300300 | GROMMET, W/SEALING C30SG30A | 2 | | |
| 15-21 | LM285--0561B0 | MOUNT, RADIATOR W/ DECAL | 1 | | |
| 15-22 | K4205001540 | DECAL, CAUTION TO HOT PARTS | 1 | | |
| 15-23 | LM285--0941BD | BOX | 1 | | |
| 15-24 | K0000060102 | BOLT, M6-10 | 10 | | |

16. Hydraulic section A (Cylinder system)

LM281

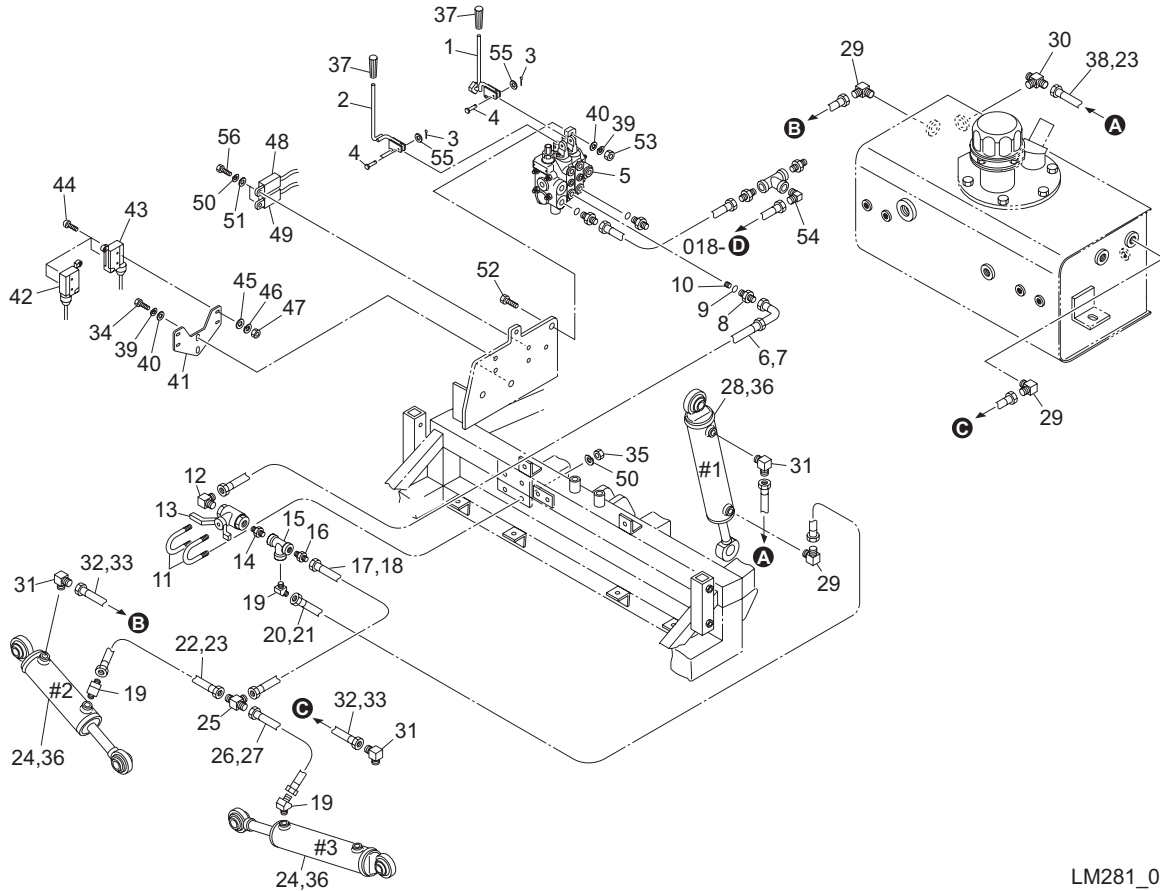


LM281_016_z02

| Cat No. | Code No. | Part name | Qty | Remark | SN of application |
|---------|---------------|-----------------------------------|-----|--------|-------------------|
| 16-1 | LM283--0701Z2 | LEVER, REEL ROTATION | 1 | | |
| 16-2 | LM283--0702Z2 | LEVER, LIFTING MOWER | 1 | | |
| 16-3 | K0300016122 | PIN, COTTER M1.6-12 | 4 | | |
| 16-4 | K6030050202 | PIN, FLAT HEAD M5-20 | 4 | | |
| 16-5 | K3302000010 | VALVE, TWIN MULTI TR413 | 1 | | |
| 16-6 | K3103230450 | HOSE, WP140-6-3-450 | 1 | | |
| 16-7 | K3190003500 | TUBE, SPIRAL SP-12 350 | 1 | | |
| 16-8 | K3029000152-Y | CONNECTOR, W/O-RING PF3/8*PF1/4 | 1 | | |
| 16-9 | K0881014000 | O-RING, P14B | 1 | | |
| 16-10 | K0023000031-Y | PLUG, TAPERED W/HEX HOLE T1 1/8-1 | 1 | | |
| 16-11 | K0073000022 | BOLT, W/F-RING, M6-40 | 2 | | |
| 16-12 | K3006000012-Y | ELBOW, ODD SIZED PT3/8*PF1/4 | 1 | | |
| 16-13 | K3360000010 | VALVE, STOP 397819 | 1 | | |
| 16-14 | K3029000211-Y | NIPPLE, ODD SIZED PT3/8*PT1/4 | 1 | | |
| 16-15 | K3021040002-Y | TEE, TEF PT1/4 | 1 | | |
| 16-16 | K3000060002-Y | ADAPTER, 1013-6 | 1 | | |
| 16-17 | K3145000160 | HOSE, SSC140-570 | 1 | | |
| 16-18 | K3190004700 | TUBE, SPIRAL SP-12 470 | 1 | | |
| 16-19 | K3003060002-Y | ELBOW, 45 DEG 1035-6 | 3 | | |
| 16-20 | K3145000150 | HOSE, IB140-460 | 1 | | |
| 16-21 | K3190003600 | TUBE, SPIRAL SP-12 360 | 1 | | |
| 16-22 | K3145000180 | HOSE, IB140-400 | 1 | | |
| 16-23 | K3190003000 | TUBE, SPIRAL SP-12 300 | 2 | | |
| 16-24 | K3205000050 | CYLINDER, 40-110-307WP | 2 | | |
| 16-25 | K3008000092-Y | ADAPTER, TEE FOR HOSE PF1/4 | 1 | | |
| 16-26 | K3145000170 | HOSE, IB140-320 | 1 | | |
| 16-27 | K3190002200 | TUBE, SPIRAL SP-12 220 | 1 | | |
| 16-28 | K3205000020 | CYLINDER, 40-70 252 | 1 | | |
| 16-29 | K3001060002-Y | ELBOW, 90 1033-6 | 3 | | |
| 16-30 | K3029000352-Y | TEE, PT1/4*PF1/4 | 1 | | |

16. Hydraulic section A (Cylinder system)

LM281

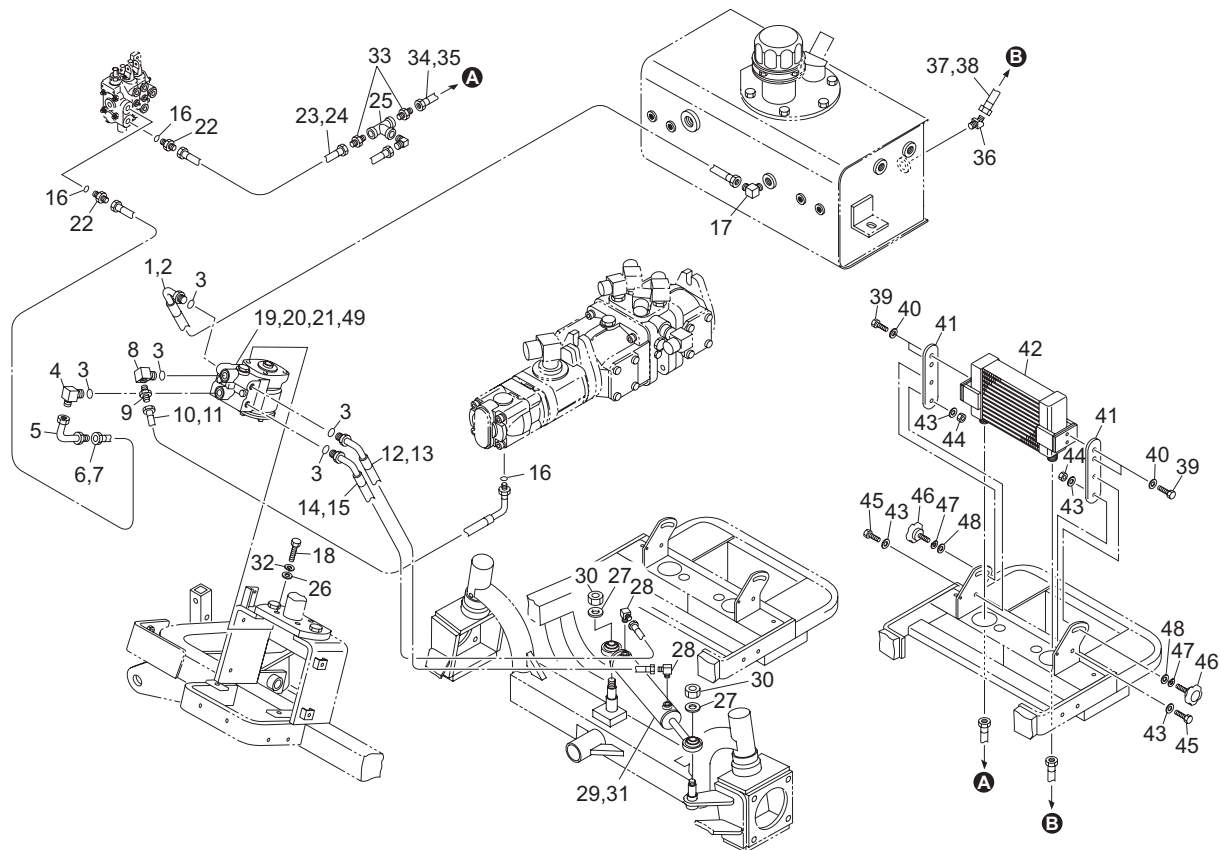


LM281_016_z02

| Cat No. | Code No. | Part name | Qty | Remark | SN of application |
|---------|---------------|------------------------------|-----|-----------------------------|-------------------|
| 16-31 | K3006000152-Y | ELBOW, ODD SIZED PT1/8*PF1/4 | 3 | | |
| 16-32 | K3101230270 | HOSE, WP70-6-3-270 | 2 | | |
| 16-33 | K3190001700 | TUBE, SPIRAL SP-12 170 | 2 | for Solenoid Valve (STOP) | |
| 16-34 | K0000080152 | BOLT, M8-15 | 2 | for Cell Motor | |
| 16-35 | K0100060002 | NUT, M6 | 4 | | |
| 16-36 | YD10000896-1 | SEAL KIT, CYLINDER | 3 | | |
| 16-37 | K1300000180 | GRIP, RUBBER BLACK 7-23 | 2 | | |
| 16-38 | K3101210400 | HOSE, WP70-6-1-400 | 1 | for Seat Switch | |
| 16-39 | K0200080002 | WASHER, SPRING M8 | 5 | for Detecting Reel Rotation | |
| 16-40 | K5000080002 | WASHER, M8 | 5 | | |
| 16-41 | LM285--0661ZD | BRACKET, SWITCH | 1 | | |
| 16-42 | K3670000140 | SWITCH, LIMIT SWAZ7121NO | 1 | | |
| 16-43 | K3670000140 | SWITCH, LIMIT SWAZ7121NO | 1 | | |
| 16-44 | K0042040302 | SCREW, + ROUND HEAD M4-30 | 4 | | |
| 16-45 | K5000040002 | WASHER, M4 | 4 | | |
| 16-46 | K0200040002 | WASHER, SPRING M4 | 4 | | |
| 16-47 | K0100040002 | NUT, M4 | 4 | | |
| 16-48 | K3681000060 | RELAY, CALAF-12V-N-5 | 1 | | |
| 16-49 | K3681000060 | RELAY, CALAF-12V-N-5 | 1 | | |
| 16-50 | K0200060002 | WASHER, SPRING M6 | 8 | | |
| 16-51 | K5000060002 | WASHER, M6 | 2 | | |
| 16-52 | K0000080302 | BOLT, M8-30 | 3 | | |
| 16-53 | K0100080002 | NUT, M8 | 3 | | |
| 16-54 | K3001120002-Y | ELBOW, 90 DEG 1033-12 | 1 | | |
| 16-55 | K5000050002 | WASHER, M5 | 2 | | |
| 16-56 | K0000060102 | BOLT, M6-10 | 2 | | |

17. Hydraulic section B (Power steering system)

LM281

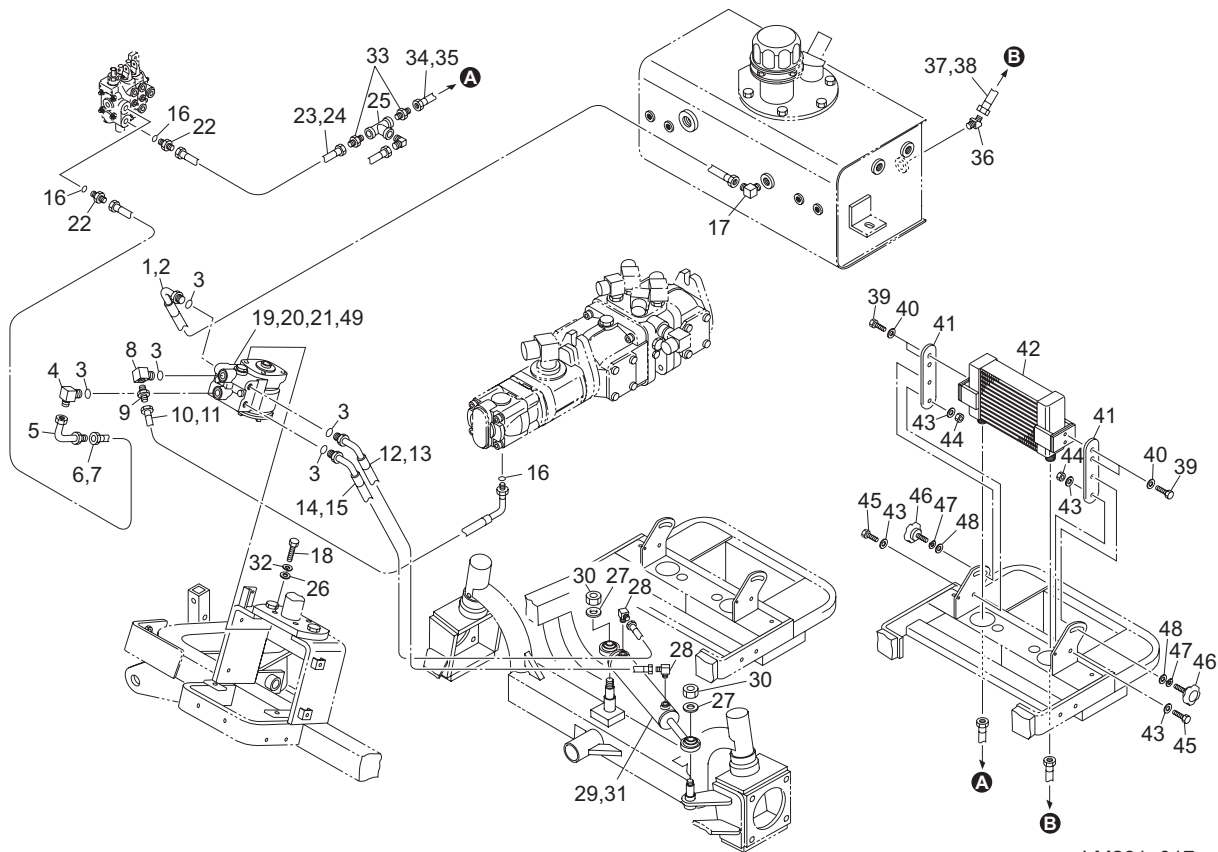


LM281_017_z01

| Cat No. | Code No. | Part name | Qty | Remark | SN of application |
|---------|---------------|---|-----|--------|-------------------|
| 17-1 | K3145000290 | HOSE, SSC35-560 | 1 | | |
| 17-2 | K3190004450 | TUBE, SPIRAL SP-12 445 | 1 | | |
| 17-3 | K0881014000 | O-RING, P14B | 5 | | |
| 17-4 | K3008000192-Y | ADAPTER, ODD SIZED 90 PF1/2*PF3/8 | 1 | | |
| 17-5 | K3025069082-Y | ADAPTER, FOR PIPE 069-08 | 1 | | |
| 17-6 | K3104411100 | HOSE, WP175-12-1-1100 | 1 | | |
| 17-7 | K3191009500 | TUBE, SPIRAL SP-15 950 | 1 | | |
| 17-8 | K3008000072-Y | ELBOW, ADJUSTABLE 90 1125-9 | 1 | | |
| 17-9 | K3009000192-Y | ADAPTER, PT3/8*PF1/2 | 1 | | |
| 17-10 | K3145000400 | HOSE, SSC140-1000 | 1 | | |
| 17-11 | K3191008700 | TUBE, SPIRAL SP-15 870 | 1 | | |
| 17-12 | K3145000120 | HOSE, SSC70-1910 | 1 | | |
| 17-13 | K3190018050 | TUBE, SPIRAL SP-12 1805 | 1 | | |
| 17-14 | K3145000130 | HOSE, SSC70-1960 | 1 | | |
| 17-15 | K3190018550 | TUBE, SPIRAL SP-12 1855 | 1 | | |
| 17-16 | K0881018000 | O-RING, P18B | 3 | | |
| 17-17 | K3006000022-Y | ELBOW, ODD SIZED PT1/2*PF3/8 | 1 | | |
| 17-18 | K0000100302 | BOLT, M10-30 | 4 | | |
| 17-19 | K3294000060 | STEERING CNTL UNIT, ORBITROL UBS070A08GCD | 1 | | |
| 17-20 | YBA0274A | SEAL KIT, UBS070A08GCD | 1 | | |
| 17-21 | YBA0056A | SEAL KIT, UBS070A08B2D | 1 | | |
| 17-22 | K3009000092-Y | ADAPTER, PF1/2*PF1/2 | 1 | | |
| 17-23 | K3100430550 | HOSE, WP35-12-3-550 | 1 | | |
| 17-24 | K3191004000 | TUBE, SPIRAL SP-15 400 | 1 | | |
| 17-25 | K3021080002-Y | TEE, TEF PT1/2 | 1 | | |
| 17-26 | K5000100002 | WASHER, M10 | 4 | | |
| 17-27 | K0215140001 | WASHER, DISK SPRING 2H M14 | 2 | | |
| 17-28 | K3001060002-Y | ELBOW, 90 1033-6 | 2 | | |
| 17-29 | K3214000010 | CYLINDER, 35-164 374A | 1 | | |
| 17-30 | K0145140002 | NUT, W/F-RING M14 P1.5 | 2 | | |

17. Hydraulic section B (Power steering system)

LM281

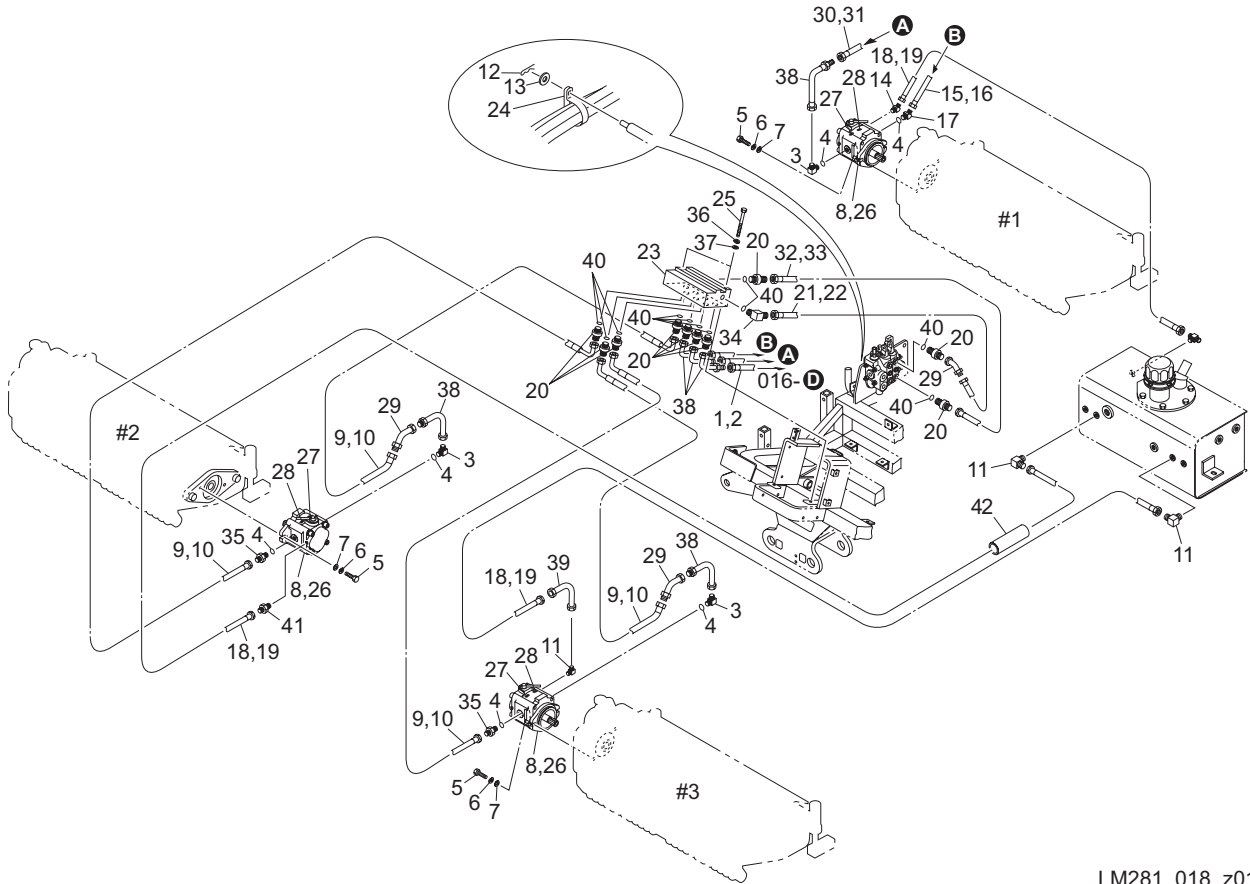


LM281_017_z01

| Cat No. | Code No. | Part name | Qty | Remark | SN of application |
|---------|---------------|---------------------------|-----|--------|-------------------|
| 17-31 | YDW46D0190-1 | SEAL KIT, CYLINDER | 1 | | |
| 17-32 | K0200100002 | WASHER, SPRING M10 | 4 | | |
| 17-33 | K3000120002-Y | ADAPTER, 1013-12 | 2 | | |
| 17-34 | K3100411000 | HOSE, WP35-12-1-1000 | 1 | | |
| 17-35 | K3191008500 | TUBE, SPIRAL SP-15 850 | 1 | | |
| 17-36 | K3003120002-Y | ELBOW, 45 DEG 1035-12 | 1 | | |
| 17-37 | K3100411900 | HOSE, WP35-12-1-1900 | 1 | | |
| 17-38 | K3191017500 | TUBE, SPIRAL SP-15 1750 | 1 | | |
| 17-39 | K0000080202 | BOLT, M8-20 | 4 | | |
| 17-40 | K0200080002 | WASHER, SPRING M8 | 4 | | |
| 17-41 | LM285--0642ZD | BRACKET, OIL COOLER | 2 | | |
| 17-42 | K3431000050 | OIL COOLER | 1 | | |
| 17-43 | K5000080002 | WASHER, M8 | 4 | | |
| 17-44 | K0144080002 | NUT, W/F-RING M8 | 2 | | |
| 17-45 | K0000080252 | BOLT, M8-25 | 2 | | |
| 17-46 | K1320000220 | KNOB, W/M8 4220 | 2 | | |
| 17-47 | K0213080002 | WASHER, DISK SPRING 1H M8 | 2 | | |
| 17-48 | K5073208202 | WASHER, SPHC 3.2-8-20 | 2 | | |
| 17-49 | Y64009 | BEARING KIT, NEEDLE | 1 | | |
| | | | | | |
| | | | | | |

18. Hydraulic section C (Reel motor system)

LM281

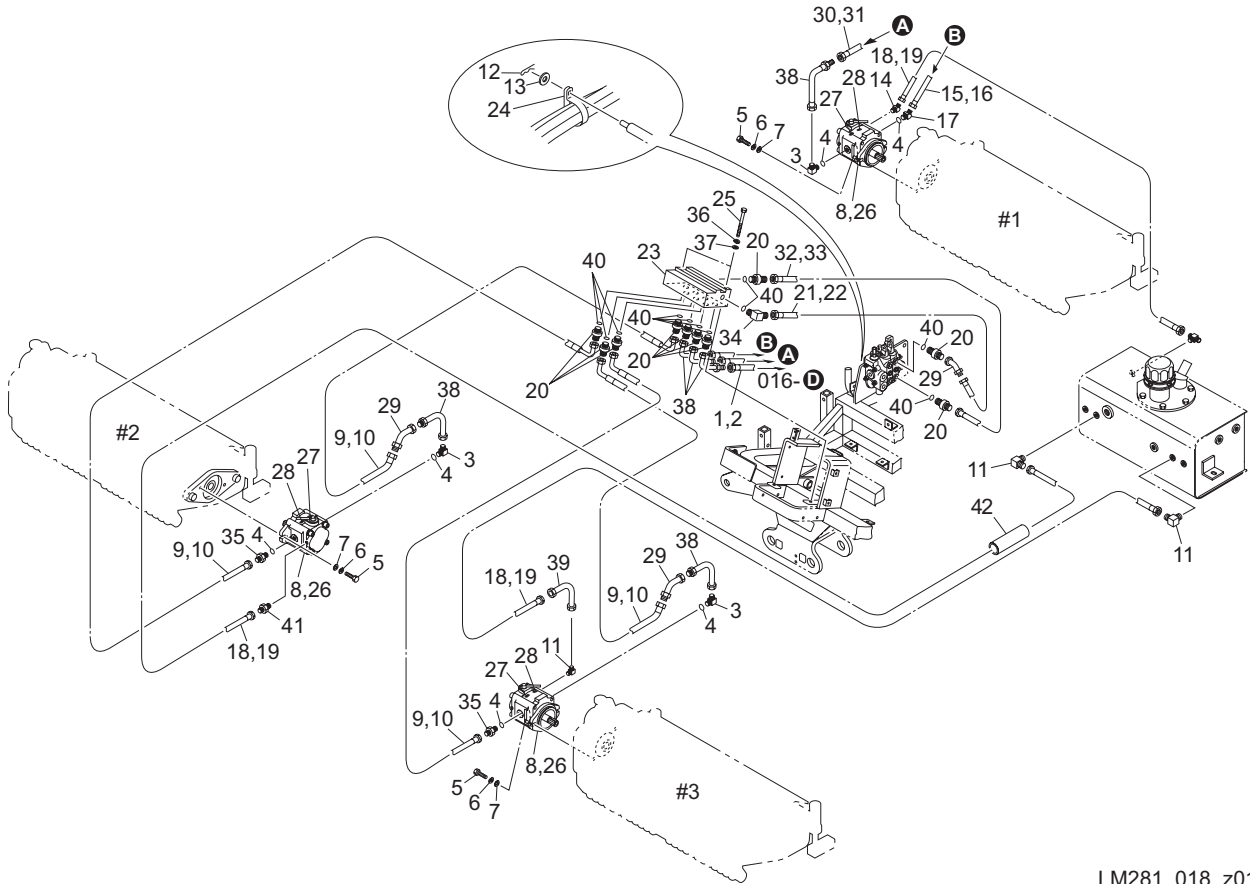


LM281_018_z01

| Cat No. | Code No. | Part name | Qty | Remark | SN of application |
|---------|---------------|-------------------------------|-----|--------|-------------------|
| 18-1 | K3100411300 | HOSE, WP35-12-1-1300 | 1 | | |
| 18-2 | K3191011500 | TUBE, SPIRAL SP-15 1150 | 1 | | |
| 18-3 | K3008000042-Y | ELBOW, ADJUSTABLE 90 1086-12 | 3 | | |
| 18-4 | K0881018000 | O-RING, P18B | 6 | | |
| 18-5 | K0000100252 | BOLT, M10-25 | 6 | | |
| 18-6 | K0200100002 | WASHER, SPRING M10 | 6 | | |
| 18-7 | K5000100002 | WASHER, M10 | 6 | | |
| 18-8 | K3280000200 | MOTOR, GEAR MB6AK379 | 3 | | |
| 18-9 | K3105431000 | HOSE, WP210-12-3-1000 | 4 | | |
| 18-10 | K3191008500 | TUBE, SPIRAL SP-15 850 | 4 | | |
| 18-11 | K3001060002-Y | ELBOW, 90 1033-6 | 3 | | |
| 18-12 | K0330800008 | PIN, SNAP M8 | 1 | | |
| 18-13 | K5000080002 | WASHER, M8 | 1 | | |
| 18-14 | K3003060002-Y | ELBOW, 45 1035-6 | 1 | | |
| 18-15 | K3104412180 | HOSE, WP175-12-1-2180 | 1 | | |
| 18-16 | K3191020300 | TUBE, SPIRAL SP-15 2030 | 1 | | |
| 18-17 | K3008000182-Y | ELBOW, ADJUSTABLE 45 DEG | 1 | | |
| 18-18 | K3100211400 | HOSE, WP35-6-1-1400 | 3 | | |
| 18-19 | K3190013000 | TUBE, SPIRAL SP-12 1300 | 3 | | |
| 18-20 | K3009000172-Y | ADAPTER, PF3/8*PF1/2 | 10 | | |
| 18-21 | K3104410950 | HOSE, WP175-12-1-950 | 1 | | |
| 18-22 | K3191008000 | TUBE, SPIRAL SP-15 800 | 1 | | |
| 18-23 | K3321000050 | MANIFOLD, W/SOLENOID VALVE | 1 | | |
| 18-24 | K4270050080 | CLIP, HARNESS 50 M8 | 1 | | |
| 18-25 | K0003080702 | BOLT, M8-70 | 2 | | |
| 18-26 | YCG0038A | SEAL KIT, GEAR MOTOR MB6AK379 | 3 | | |
| 18-27 | K4203001300 | DECAL, REEL ROTATION | 3 | | |
| 18-28 | K4203001310 | DECAL, REEL STOP | 3 | | |
| 18-29 | K3025064082-Y | ADAPTER, FOR PIPE 064-08 | 3 | | |
| 18-30 | K3104412300 | HOSE, WP175-12-1-2300 | 1 | | |

18. Hydraulic section C (Reel motor system)

LM281

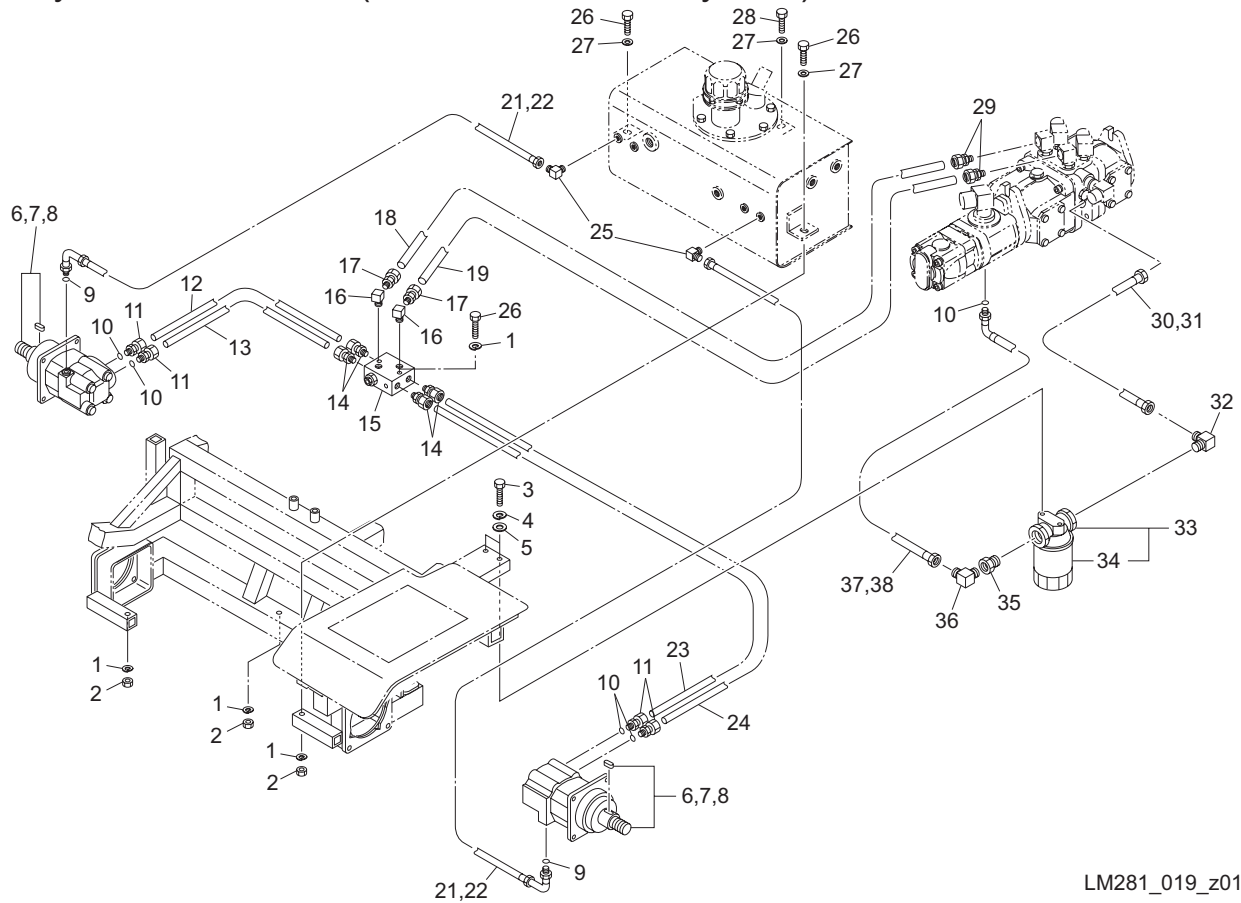


LM281_018_z01

| Cat No. | Code No. | Part name | Qty | Remark | SN of application |
|---------|---------------|-----------------------------------|-----|--------|-------------------|
| 18-31 | K3191021500 | TUBE, SPIRAL SP-15 2150 | 1 | | |
| 18-32 | K3104410930 | HOSE, WP175-12-1-930 | 1 | | |
| 18-33 | K3191007300 | TUBE, SPIRAL SP-15 730 | 1 | | |
| 18-34 | K3008000192-Y | ADAPTER, ODD SIZED 90 PF1/2*PF3/8 | 1 | | |
| 18-35 | K3009000092-Y | ADAPTER, PF1/2*PF1/2 | 2 | | |
| 18-36 | K0200080002 | WASHER, SPRING M8 | 2 | | |
| 18-37 | K5000080002 | WASHER, M8 | 2 | | |
| 18-38 | K302506L082-Y | ADAPTER, FOR PIPE 06L-08 | 6 | | |
| 18-39 | K302506L042-Y | ADAPTER, PIPE 06L-04 | 1 | | |
| 18-40 | K0881014000 | O-RING, P14B | 11 | | |
| 18-41 | K3000060002-Y | ADAPTER, 1013-6 | 1 | | |
| 18-42 | K3172101000 | HOSE, VINYL 15*20-100 | 1 | | |
| | | | | | |
| | | | | | |
| | | | | | |
| | | | | | |

19. Hydraulic section D (Front wheel motor system)

LM281

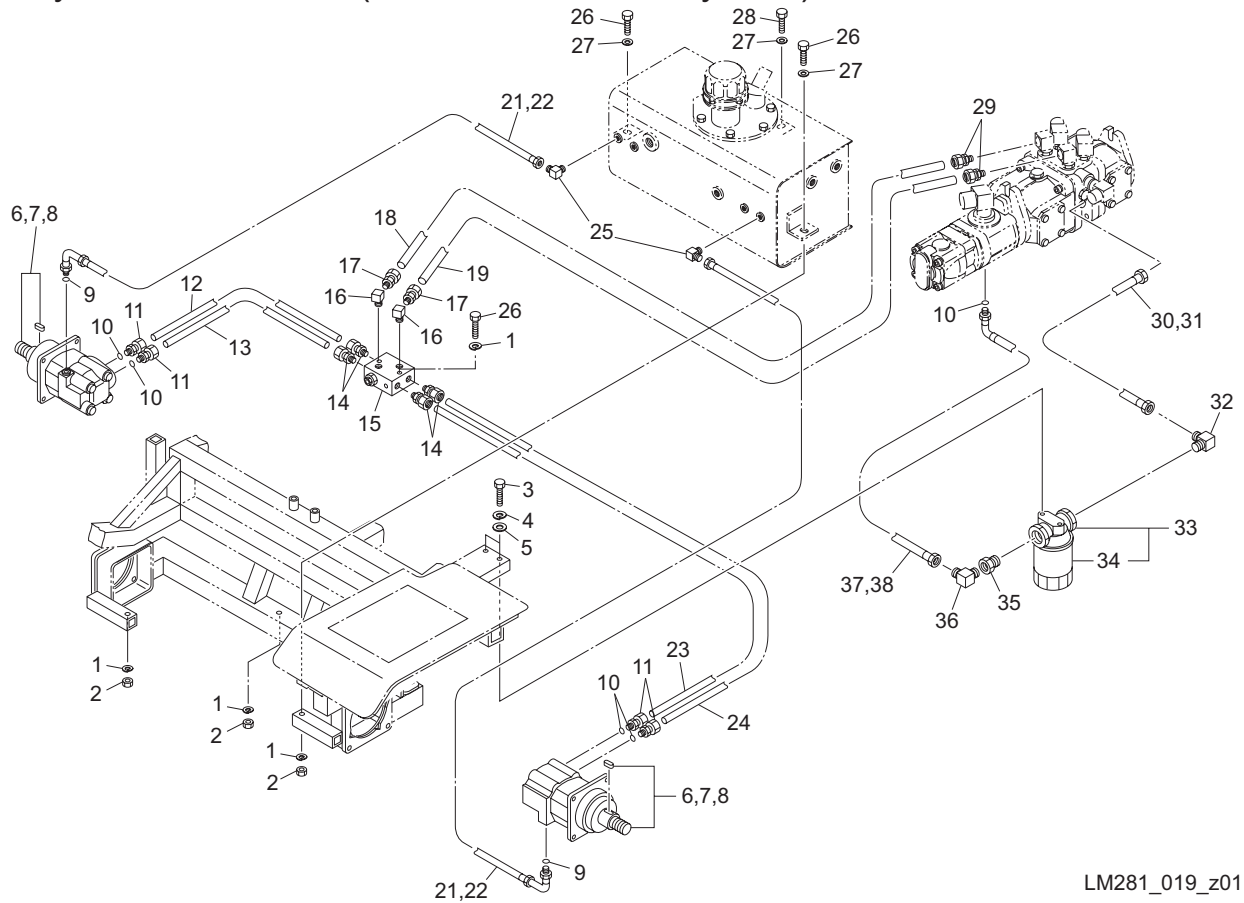


LM281_019_z01

| Cat No. | Code No. | Part name | Qty | Remark | SN of application |
|---------|-----------------|------------------------------------|-----|--------|-------------------|
| 19-1 | K0200080002 | WASHER, SPRING M8 | 5 | | |
| 19-2 | K0100080002 | NUT, M8 | 3 | | |
| 19-3 | K0000100202 | BOLT, M10-20 | 2 | | |
| 19-4 | K0200100002 | WASHER, SPRING M10 | 2 | | |
| 19-5 | K5000100002 | WASHER, M10 | 2 | | |
| 19-6 | K3291000190 | MOTOR, WHEEL 2-200BS4S | 2 | | |
| 19-7 | Y61090S | SEAL KIT, 2000 ORBIT MOTOR (REAR) | 2 | | |
| 19-8 | Y61091S | SEAL KIT, 2000 ORBIT MOTOR (SHAFT) | 2 | | |
| 19-9 | K0881011000 | O-RING, P11B | 2 | | |
| 19-10 | K0881018000 | O-RING, P18B | 5 | | |
| 19-11 | K3026315081-Y | CONNECTOR, KCO 15-040E | 4 | | |
| 19-12 | LM285--0783Z2-Y | PIPE, MOTOR B (RH) | 1 | | |
| 19-13 | LM285--0784Z2-Y | PIPE, MOTOR A (RH) | 1 | | |
| 19-14 | K3026615081-Y | CONNECTOR, KCT 15-040E | 4 | | |
| 19-15 | K3321000020 | MANIFOLD, W/RELIEF VALVE | 1 | | |
| 19-16 | K3022080002-Y | ELBOW, FEMALE-MALE STE PT1/2 | 2 | | |
| 19-17 | K3026622081-Y | CONNECTOR, KCT 22-040E | 2 | | |
| 19-18 | LM285--0786Z2-Y | PIPE, PUMP 132 | 1 | | |
| 19-19 | LM285--0785Z2-Y | PIPE, PUMP A2 | 1 | | |
| 19-20 | | | | | |
| 19-21 | K3145000270 | HOSE, SSC35-250 | 2 | | |
| 19-22 | K3190001550 | TUBE, SPIRAL SP-12 155 | 2 | | |
| 19-23 | LM285--0782Z2-Y | PIPE, MOTOR A (LH) | 1 | | |
| 19-24 | LM285--0781Z2-Y | PIPE, MOTOR B (LH) | 1 | | |
| 19-25 | K3001060002-Y | ELBOW, 90 1033-6 | 2 | | |
| 19-26 | K0000080502 | BOLT, M8-50 | 4 | | |
| 19-27 | K5000080002 | WASHER, M8 | 3 | | |
| 19-28 | K0003080702 | BOLT, M8-70 | 1 | | |
| 19-29 | K3026622121-Y | CONNECTOR, KCT 22-060E | 2 | | |
| 19-30 | K3145000600 | HOSE, SSC35-660 | 1 | | |

19. Hydraulic section D (Front wheel motor system)

LM281

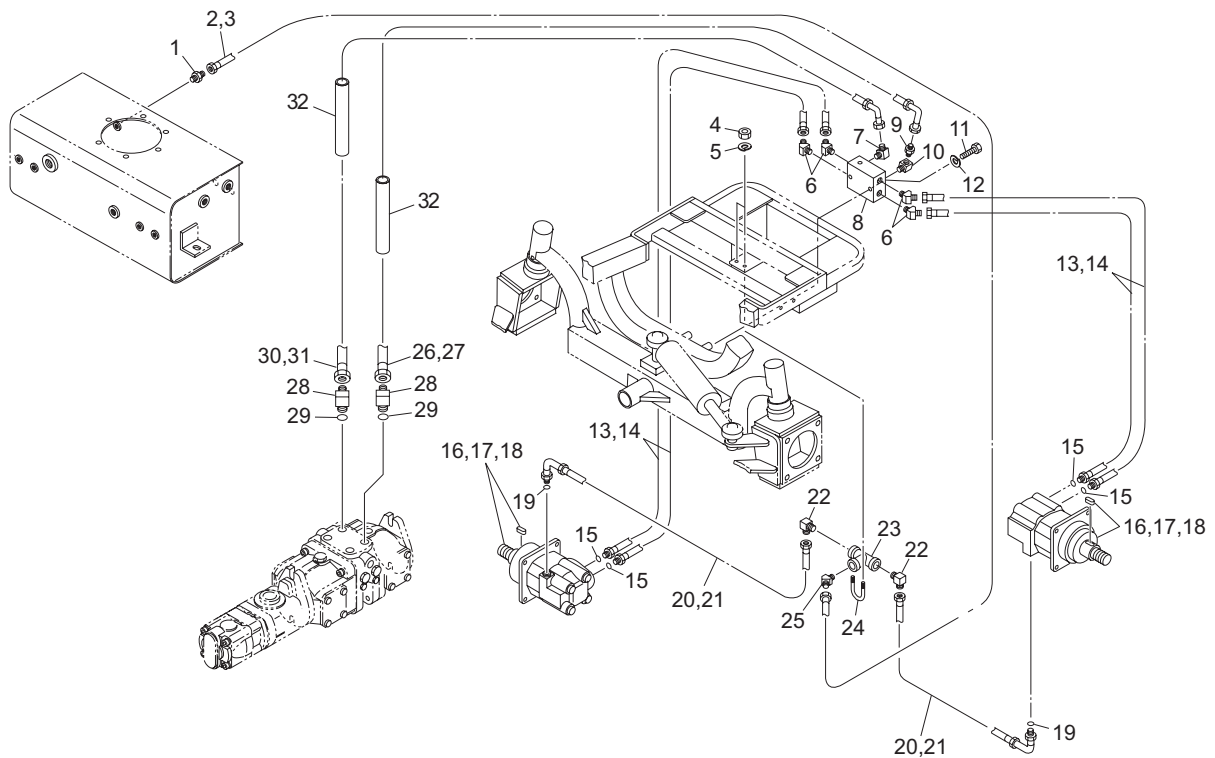


LM281_019_z01

| Cat No. | Code No. | Part name | Qty | Remark | SN of application |
|---------|---------------|---|-----|--------|-------------------|
| 19-31 | K3192005600 | TUBE, SPIRAL SP-20 560 | 1 | | |
| 19-32 | K3006000112-Y | ELBOW, ODD SIZED PT1*PF3/4 | 1 | | |
| 19-33 | K3412000030 | FILTER, CARTRIDGE SP08-10-03 | 1 | | |
| 19-34 | K3412000060 | FILTER, CARTRIDGE C-SP08H-10 (SUBSTITUTE) | 1 | | |
| 19-35 | K3024000012-Y | JOINT, CAST IRON 1*3/4 | 1 | | |
| 19-36 | K3006000102-Y | ELBOW, ODD SIZED PT3/4*PF1/2 | 1 | | |
| 19-37 | K3145000610 | HOSE, SSC35-710 | 1 | | |
| 19-38 | K3191006100 | TUBE, SPIRAL SP-15 610 | 1 | | |
| | | | | | |
| | | | | | |
| | | | | | |
| | | | | | |
| | | | | | |

20. Hydraulic section E (Rear wheel motor system)

LM281

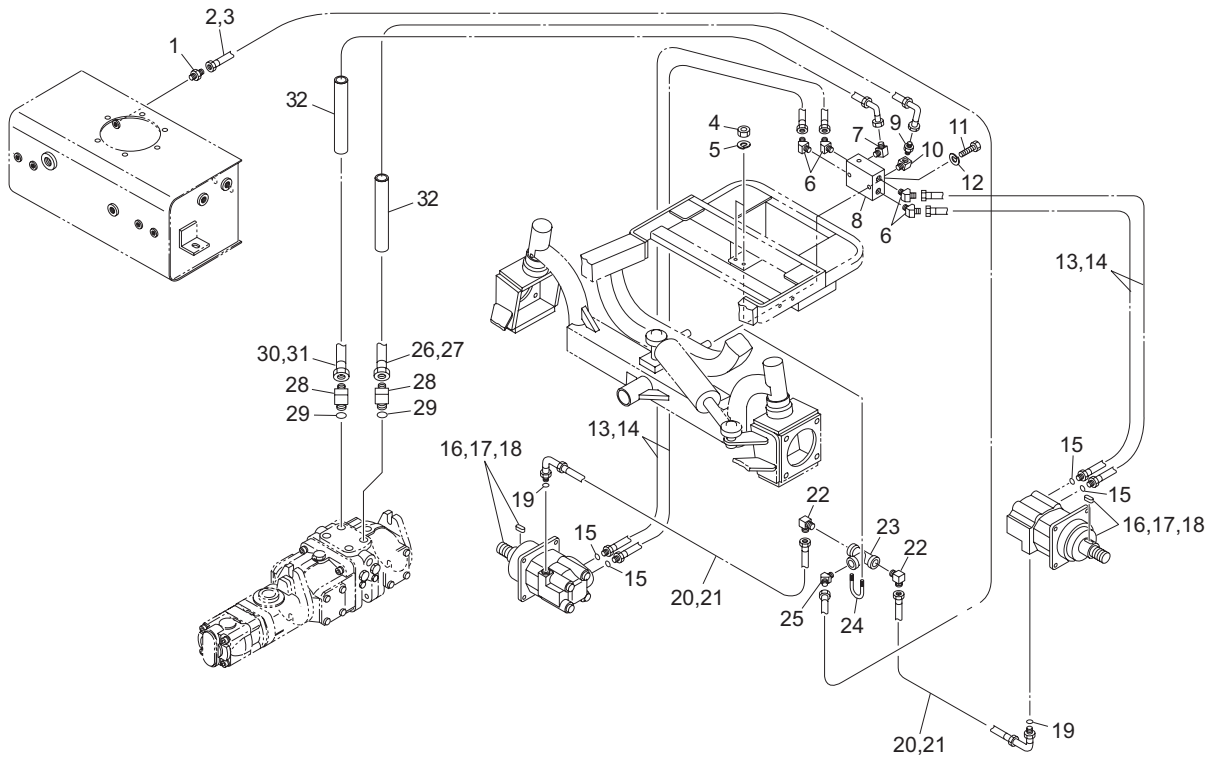


LM281_020_z01

| Cat No. | Code No. | Part name | Qty | Remark | SN of application |
|---------|---------------|------------------------------------|-----|--------|-------------------|
| 20-1 | K3007000022-Y | ADAPTER, ODD SIZED PT1/2*PF3/8 | 1 | | |
| 20-2 | K3101311750 | HOSE, WP70-9-1-1750 | 1 | | |
| 20-3 | K3190015500 | TUBE, SPIRAL SP-12 1550 | 1 | | |
| 20-4 | K0100060002 | NUT, M6 | 2 | | |
| 20-5 | K0200060002 | WASHER, SPRING M6 | 2 | | |
| 20-6 | K3003120002-Y | ELBOW, 45 DEG 1035-12 | 4 | | |
| 20-7 | K3006000122-Y | ELBOW, ODD SIZED PT1/2*PF3/4 | 1 | | |
| 20-8 | K3321000020 | MANIFOLD, W/RELIEF VALVE | 1 | | |
| 20-9 | K3007000012-Y | ADAPTER, ODD SIZED PT1/2*PF3/4 | 1 | | |
| 20-10 | K3022080002-Y | ELBOW, FEMALE-MALE STE PT1/2 | 1 | | |
| 20-11 | K0000080502 | BOLT, M8-50 | 2 | | |
| 20-12 | K0200080002 | WASHER, SPRING M8 | 2 | | |
| 20-13 | K3145000410 | HOSE, IB175-650 | 4 | | |
| 20-14 | K3191005150 | TUBE, SPIRAL SP-15 515 | 4 | | |
| 20-15 | K0881018000 | O-RING, P18B | 4 | | |
| 20-16 | K3291000190 | MOTOR, WHEEL 2-200BS4S | 2 | | |
| 20-17 | Y61090S | SEAL KIT, 2000 ORBIT MOTOR (REAR) | 2 | | |
| 20-18 | Y61091S | SEAL KIT, 2000 ORBIT MOTOR (SHAFT) | 2 | | |
| 20-19 | K0881011000 | O-RING, P11B | 2 | | |
| 20-20 | K3145000260 | HOSE, SSC35-770 | 2 | | |
| 20-21 | K3190006750 | TUBE, SPIRAL SP-12 675 | 2 | | |
| 20-22 | K3006000012-Y | ELBOW, ODD SIZED PT3/8*PF1/4 | 2 | | |
| 20-23 | K3021060002-Y | TEE, TEF PT3/8 | 1 | | |
| 20-24 | K0073000022 | BOLT, W/F-RING, M6-40 | 1 | | |
| 20-25 | K3003090002-Y | ELBOW, 45 1035-9 | 1 | | |
| 20-26 | K3104531050 | HOSE, WP175-15-3-1050 | 1 | | |
| 20-27 | K3192008950 | TUBE, SPIRAL SP-20 895 | 1 | | |
| 20-28 | K3008000162-Y | ELBOW, ADJUSTABLE 90 DEG UNF | 2 | | |
| 20-29 | K0887009100 | O-RING, AS568-910 | 2 | | |
| 20-30 | K3104531010 | HOSE, WP175-15-3-1010 | 1 | | |

20. Hydraulic section E (Rear wheel motor system)

LM281

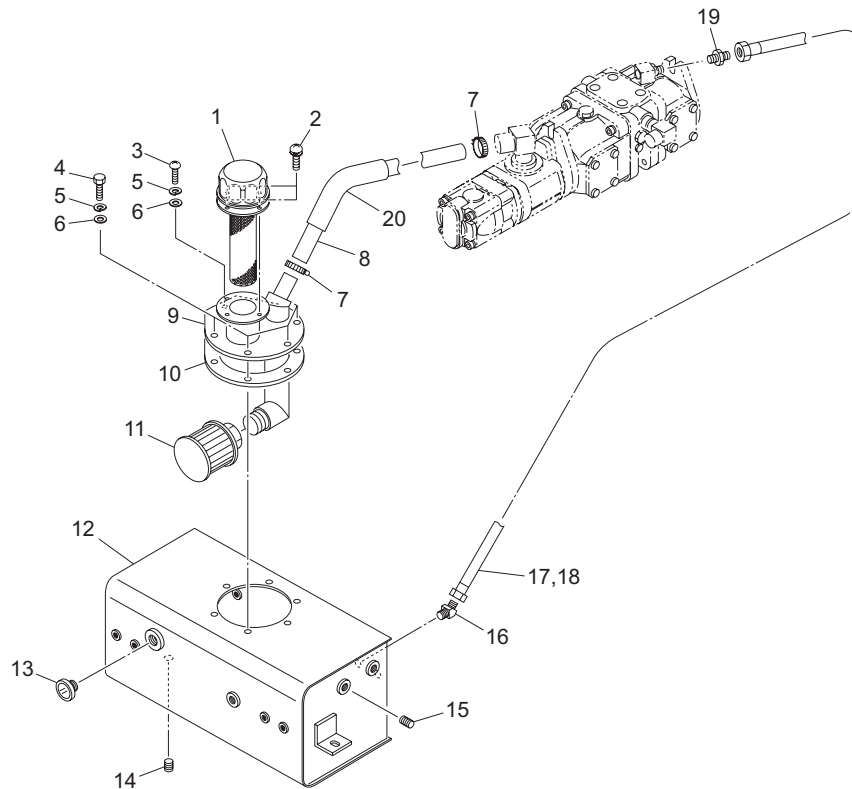


LM281_020_z01

| Cat No. | Code No. | Part name | Qty | Remark | SN of application |
|---------|-------------|------------------------|-----|--------|-------------------|
| 20-31 | K3192008150 | TUBE, SPIRAL SP-20 815 | 1 | | |
| 20-32 | K3172302000 | HOSE, VINYL 25*30-200 | 2 | | |
| | | | | | |
| | | | | | |
| | | | | | |
| | | | | | |
| | | | | | |
| | | | | | |
| | | | | | |

21. Hydraulic section F (Hydraulic tank system)

LM281

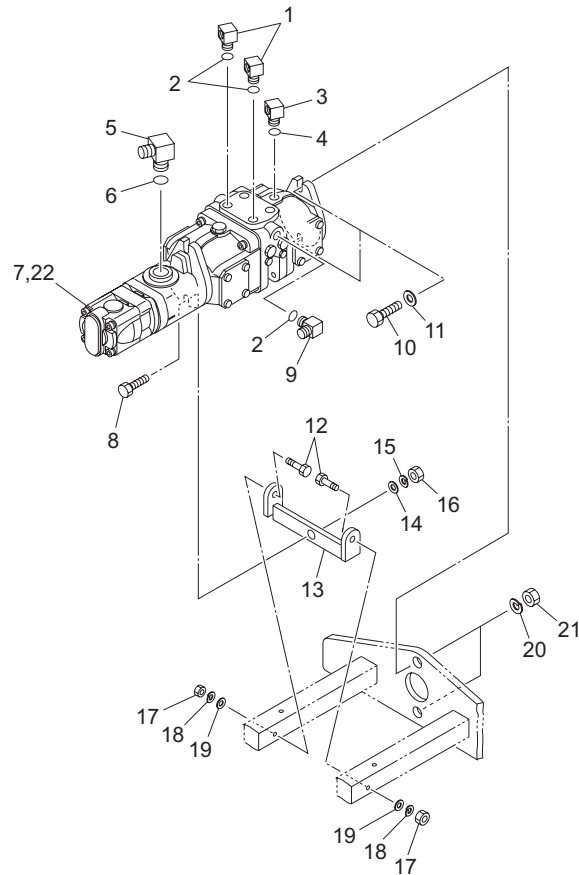


LM281_021_z01

| Cat No. | Code No. | Part name | Qty | Remark | SN of application |
|---------|-----------------|----------------------------------|-----|--------|-------------------|
| 21-1 | K3400000030 | BREATHER, REFUELING HOLE FAB-50 | 1 | | |
| 21-2 | K0044050102 | SCREW, + ROUND HEAD W/SW M5-10 | 4 | | |
| 21-3 | K0056080200 | SCREW, SUS + TRUSS M8-20 | 1 | | |
| 21-4 | K0000080202 | BOLT, M8-20 | 5 | | |
| 21-5 | K0200080002 | WASHER, SPRING M8 | 6 | | |
| 21-6 | K5000080002 | WASHER, M8 | 6 | | |
| 21-7 | K4260000200 | CLAMP, HOSE JUBILEE BAND 2A | 2 | | |
| 21-8 | LM318--0730Z0 | HOSE, WP35-32*500 | 1 | | |
| 21-9 | LM285--0709Z2-Y | PORT, SUCTION HYDRAULIC TANK | 1 | | |
| 21-10 | LM318--0711Z0 | PACKING | 1 | | |
| 21-11 | K3413000020 | FILTER, SUCTION SFT-08-150W | 1 | | |
| 21-12 | LM285--0708ZD-Y | TANK, HYDRAULIC | 1 | | |
| 21-13 | K1400000044-Y | GAUGE, OIL PF3/4 TYPE M | 1 | | |
| 21-14 | K1422106001-Y | PLUG, TAPERED W/HEX HOLE T1 3/8 | 1 | | |
| 21-15 | K1422108001-Y | PLUG, TAPERED W/ HEX HOLE T1 1/2 | 1 | | |
| 21-16 | K3003190002-Y | ELBOW, 45 DEG 1035-19 | 1 | | |
| 21-17 | K3145000340 | HOSE, SSC35-1000 | 1 | | |
| 21-18 | K3192008500 | TUBE, SPIRAL SP-20 850 | 1 | | |
| 21-19 | K3007000012-Y | ADAPTER, ODD SIZED PT1/2*PF3/4 | 1 | | |
| 21-20 | K3172603500 | HOSE, VINYL 50*57-350 | 1 | | |
| | | | | | |
| | | | | | |

22. Hydraulic section G (Piston pump system)

LM281

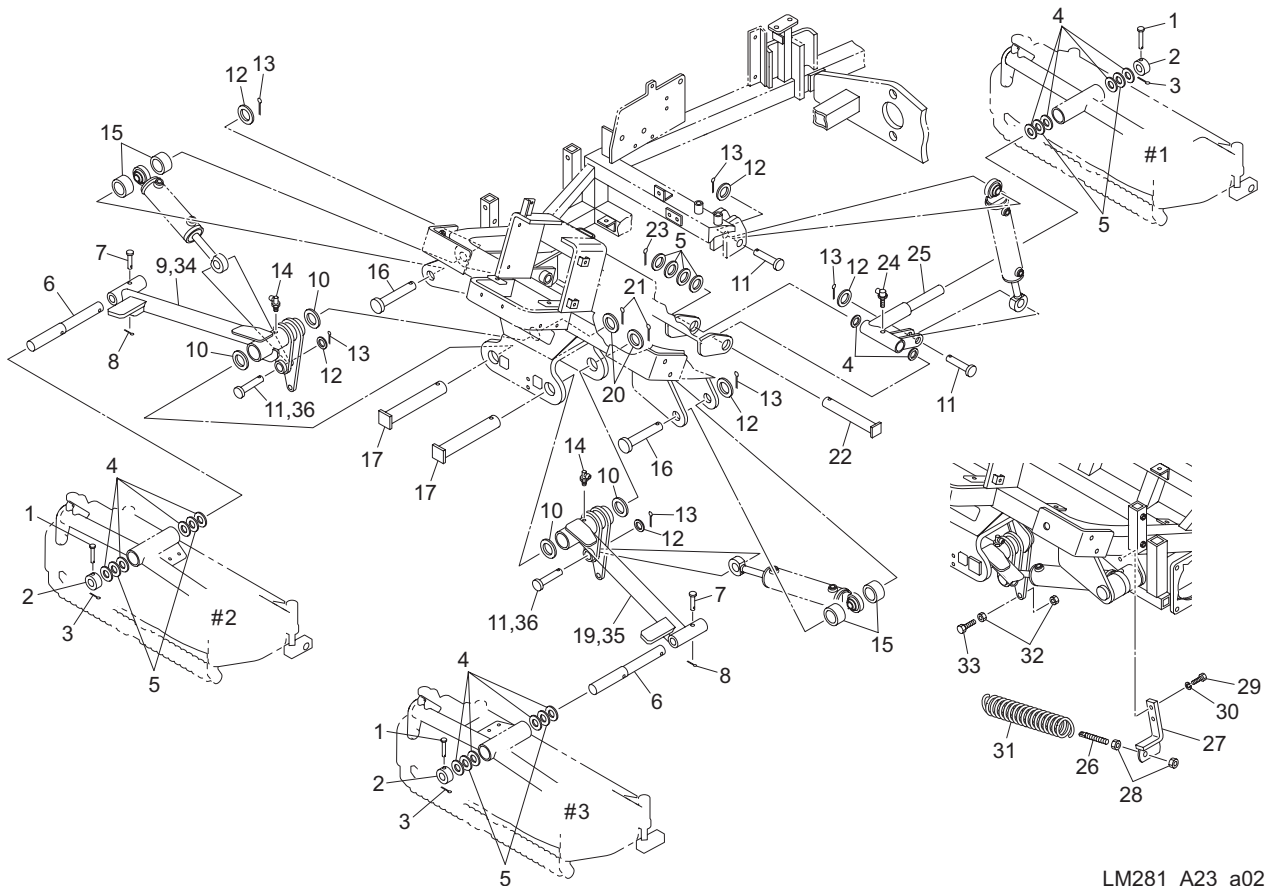


LM281_022_z01

| Cat No. | Code No. | Part name | Qty | Remark | SN of application |
|---------|---------------|------------------------------|-----|--------|-------------------|
| 22-1 | K3008000142-Y | ELBOW, ADJUSTABLE 90 DEG | 2 | | |
| 22-2 | K0887009100 | O-RING, AS568-910 | 3 | | |
| 22-3 | K3008000172-Y | ELBOW, ADJUSTABLE 90 DEG UNF | 1 | | |
| 22-4 | K0887009080 | O-RING, AS568-908 | 1 | | |
| 22-5 | K3008000152-Y | ADAPTER, 90 DEG | 1 | | |
| 22-6 | K0881029000 | O-RING, P29B | 1 | | |
| 22-7 | K3240000020 | PUMP, PISTON PV1616AR | 1 | | |
| 22-8 | K0000120452 | BOLT, M12-45 | 1 | | |
| 22-9 | K3008000162-Y | ELBOW, ADJUSTABLE 90 DEG UNF | 1 | | |
| 22-10 | K0000140502 | BOLT, M14-50 | 2 | | |
| 22-11 | K5000140002 | WASHER, M14 | 2 | | |
| 22-12 | K0000080602 | BOLT, M8-60 | 2 | | |
| 22-13 | LM318--0708ZD | MOUNT, PUMP | 1 | | |
| 22-14 | K5000120002 | WASHER, M12 | 1 | | |
| 22-15 | K0200120002 | WASHER, SPRING M12 | 1 | | |
| 22-16 | K0100120002 | NUT, M12 | 1 | | |
| 22-17 | K0100080002 | NUT, M8 | 2 | | |
| 22-18 | K0200080002 | WASHER, SPRING M8 | 2 | | |
| 22-19 | K5000080002 | WASHER, M8 | 2 | | |
| 22-20 | K0200140002 | WASHER, SPRING M14 | 2 | | |
| 22-21 | K0100140002 | NUT, M14 | 2 | | |
| 22-22 | YSP-1343 | PUMP, GEAR PV1616AR | 1 | | |
| | | | | | |

A23. Mower lift arm section

LM281

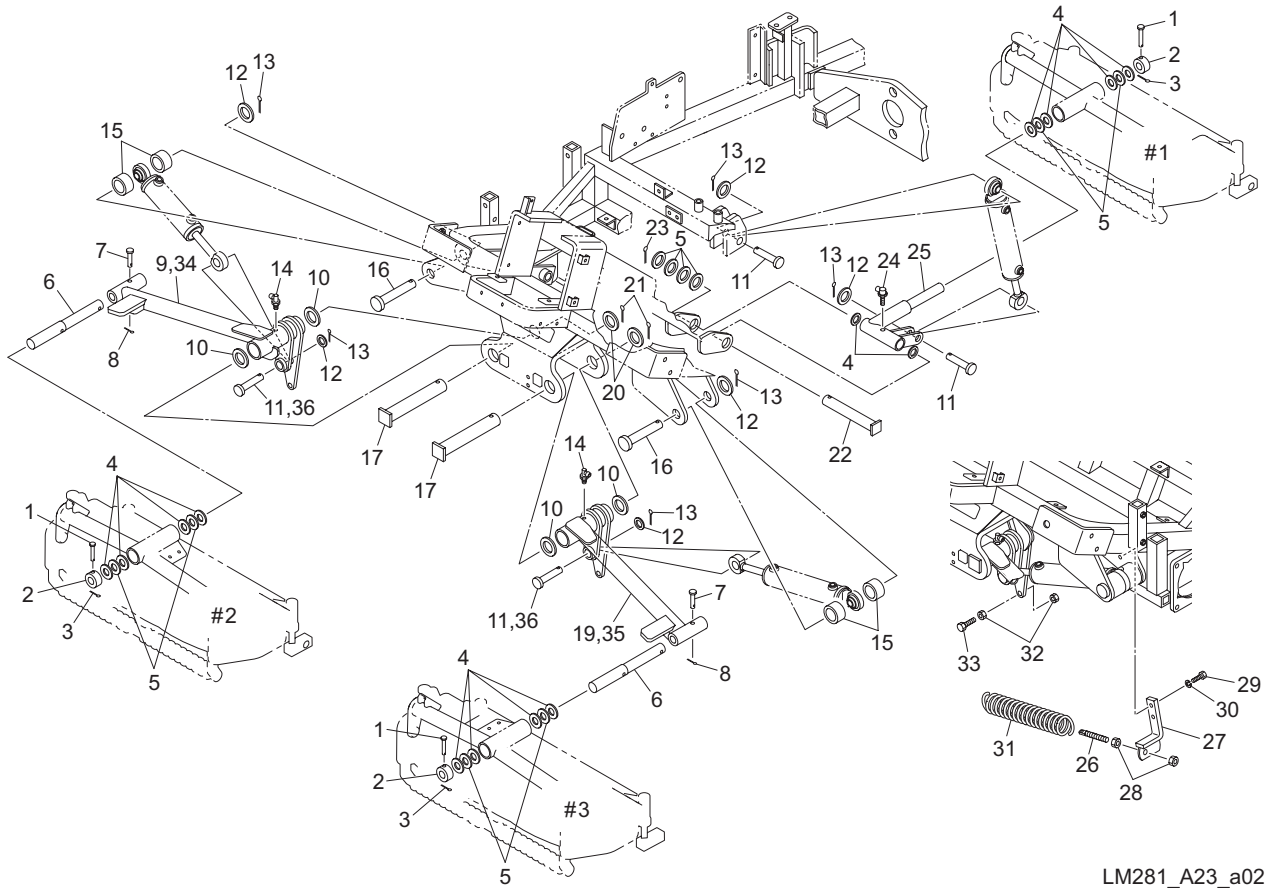


LM281_A23_a02

| Cat No. | Code No. | Part name | Qty | Remark | SN of application |
|---------|---------------|--------------------------------|-----|----------------|-------------------|
| A23-1 | K6040080402 | PIN, ROUND HEAD M8-40 | 3 | | |
| A23-2 | K6215000142 | COLLAR, STKM W/HOLE M26-32-15 | 3 | | |
| A23-3 | K0340800002 | PIN, SNAP W/RETAINER M8 | 3 | | |
| A23-4 | K5051025370 | WASHER, C5191P 1-25.4-37 | 14 | | |
| A23-5 | K5011025372 | WASHER, SPCC 1-25.4-37 | 10 | | |
| A23-6 | K6155000220 | SHAFT, STEPPED | 2 | | |
| A23-7 | K6041080488 | PIN, ROUND HEAD HT M8-48.5 | 2 | | |
| A23-8 | K0300032252 | PIN, COTTER M3.2-25 | 2 | | |
| A23-9 | LM285--0205AD | ARM, LIFTING FRONT (RH) | 1 | | -10220 |
| A23a-9 | LM285--0205BD | ARM, LIFTING FRONT (RH) | 1 | | 10221- |
| A23-10 | K5051030420 | WASHER, C5191P 1-30-42 | 4-8 | for adjustment | |
| A23-11 | K6030200572 | PIN, FLAT HEAD M20-57 | 4 | | -10220 |
| A23a-11 | K6030200572 | PIN, FLAT HEAD M20-57 | 2 | | 10221- |
| A23-12 | K5012320402 | WASHER, SPCC 2.3-20-40 | 6 | | |
| A23-13 | K0300032402 | PIN, COTTER M3.2-40 | 6 | | |
| A23-14 | K1440000030 | GREASE NIPPLE, 67.5 DEG TYPE B | 2 | | |
| A23-15 | K6212000372 | COLLAR, STKM M20.2-25.4-14.5 | 4 | | |
| A23-16 | LM318--0209Z2 | PIN, CYLINDER 84 | 2 | | |
| A23-17 | K7147000232 | PIN, W/HOLE M30-197 | 2 | | |
| A23-18 | | | | | |
| A23-19 | LM285--0204AD | ARM, LIFTING FRONT (LH) | 1 | | -10220 |
| A23a-19 | LM285--0204BD | ARM, LIFTING FRONT (LH) | 1 | | 10221- |
| A23-20 | K5012330452 | WASHER, SPCC 2.3-30-45 | 2 | | |
| A23-21 | K0300040502 | PIN, COTTER M4-50 | 2 | | |
| A23-22 | K7147000242 | PIN, W/HOLE M25.4-160 | 1 | | |
| A23-23 | K0300040322 | PIN, COTTER M4-32 | 1 | | |
| A23-24 | K1440000020 | GREASE NIPPLE, 90 DEG TYPE C | 1 | | |
| A23-25 | LM318--0220AD | ARM, LIFTING REAR MOWER | 1 | | |
| A23-26 | K6122000292 | SCREW, ADJUSTING M10-80 | 2 | | |
| A23-27 | LM285--2802ZD | HASP, FOR SPRING | 2 | | |

A23. Mower lift arm section

LM281

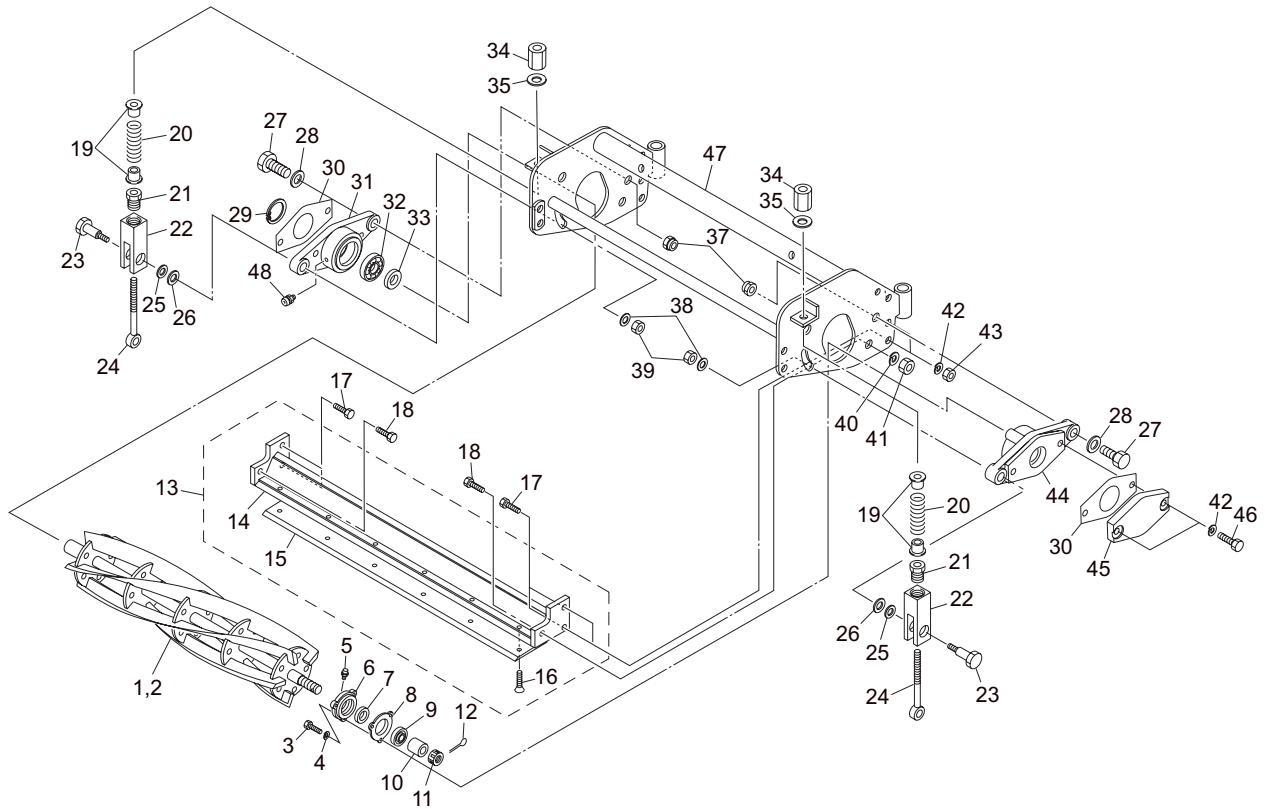


LM281_A23_a02

| Cat No. | Code No. | Part name | Qty | Remark | SN of application |
|---------|---------------|------------------------------|-----|------------|-------------------|
| A23-28 | K0100100002 | NUT, M10 | 4 | | |
| A23-29 | K0000100202 | BOLT, M10-20 | 4 | | |
| A23-30 | K0200100002 | WASHER, SPRING M10 | 4 | | |
| A23-31 | K1030000168 | SPRING, W/U HOOK M4.5-49-168 | 2 | | |
| A23-32 | K0100120002 | NUT, M12 | 4 | | |
| A23-33 | K0010120502 | BOLT, HT M12-50 | 2 | | |
| A23-34 | LM281--1202ZD | ARM, LIFTING FRONT 524 (RH) | 1 | for 30inch | -10220 |
| A23a-34 | LM281--1202AD | ARM, LIFTING FRONT 524 (RH) | 1 | for 30inch | 10221- |
| A23-35 | LM281--1201ZD | ARM, LIFTING FRONT 524 (LH) | 1 | for 30inch | -10220 |
| A23a-35 | LM281--1201AD | ARM, LIFTING FRONT 524 (LH) | 1 | for 30inch | 10221- |
| A23-36 | K6030200802 | PIN, FLAT HEAD M20-80 | 2 | | 10221- |
| | | | | | |
| | | | | | |
| | | | | | |
| | | | | | |

24. Mower section A (#1)

LM281

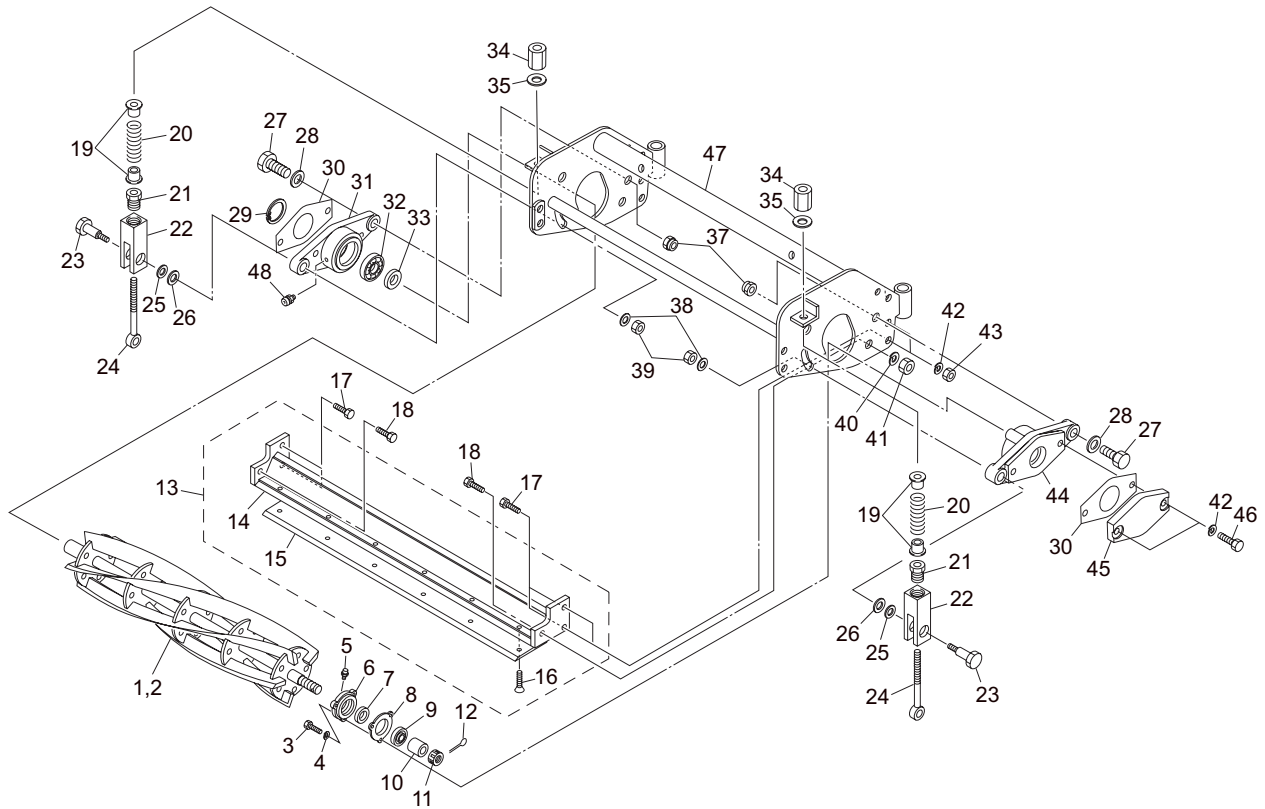


LM281_024_z02

| Cat No. | Code No. | Part name | Qty | Remark | SN of application |
|---------|-------------|----------------------------------|-----|----------|-------------------|
| 24-1 | K283181L71R | REEL CUTTER, 766-7 | 1 | 7 Blades | |
| 24-2 | K283181L51R | REEL CUTTER, 766-5 | 1 | 5 Blades | |
| 24-3 | K0000060152 | BOLT, M6-15 | 3 | | |
| 24-4 | K0200060002 | WASHER, SPRING M6 | 3 | | |
| 24-5 | K1440000010 | GREASE NIPPLE, STRAIGHT TYPE A | 1 | | |
| 24-6 | K6903000042 | CAP, HOUSING | 1 | | |
| 24-7 | K0822542080 | OIL SEAL, MHSA25428 | 1 | | |
| 24-8 | K4011000150 | PACKING, OIL-SHEET | 1 | | |
| 24-9 | K0602063040 | BEARING, BALL SHIELD Z 6304 | 1 | | |
| 24-10 | K6212001742 | COLLAR, STKM M20.2-28-18 | 1 | | |
| 24-11 | K0170000012 | NUT, SPECIAL M20 | 1 | | |
| 24-12 | K0300032252 | PIN, COTTER M3.2-25 | 1 | | |
| 24-13 | K8022000030 | BEDKNIFE & BASE ASSY | 1 | | |
| 24-14 | K744200007R | BASE, BEDKNIFE 840 | 1 | | |
| 24-15 | K2510000020 | BEDKNIFE, 7-85-770-51 | 1 | | |
| 24-16 | K0071001182 | SCREW, HT FLAT HEAD M10-16 | 7 | | |
| 24-17 | K0000100252 | BOLT, M10-25 | 4 | | |
| 24-18 | K0000120302 | BOLT, M12-30 | 2 | | |
| 24-19 | K6206000052 | RECEIVER, FOR SPRING | 4 | | |
| 24-20 | K1000000458 | SPRING, COMPRESSION M5-25-60 | 2 | | |
| 24-21 | K6081000082 | PIPE, W/CUTTER ADJUSTING SCREW | 2 | | |
| 24-22 | K6090000552 | MOUNT, ADJUSTING SCREW | 2 | | |
| 24-23 | K6082000122 | BOLT, STEPPED FOR FIXING HOUSING | 2 | | |
| 24-24 | K7303000182 | BOLT, ADJUSTING CUTTER | 2 | | |
| 24-25 | K0214100002 | WASHER, DISK SPRING 2L M10 | 2 | | |
| 24-26 | K5012310172 | WASHER, SPCC 2.3-10-17 | 2 | | |
| 24-27 | K0071001132 | BOLT, AXIS | 2 | | |
| 24-28 | K5012314252 | WASHER, SPCC 2.3-14-25 | 2 | | |
| 24-29 | K0402072001 | RING, RETAINING R M72 | 1 | | |
| 24-30 | K4011000290 | PACKING, OIL-SHEET | 2 | | |

24. Mower section A (#1)

LM281

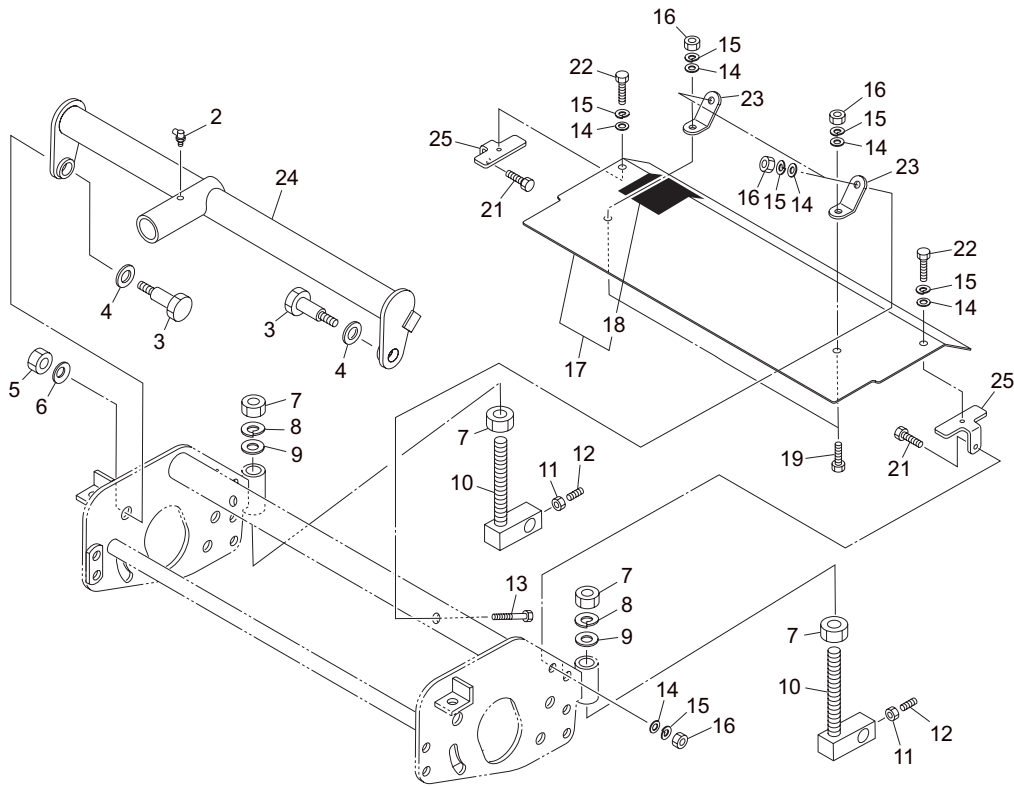


LM281_024_z02

| Cat No. | Code No. | Part name | Qty | Remark | SN of application |
|---------|---------------|--------------------------------|-----|--------|-------------------|
| 24-31 | LS66R--0402Z2 | HOUSING, HYDRAULIC MOTOR B | 1 | | |
| 24-32 | K0602062070 | BEARING, BALL SHIELD Z 6207 | 1 | | |
| 24-33 | K0823560120 | OIL SEAL, MHSA356012 | 1 | | |
| 24-34 | LM56G--0506Z2 | NUT, HIGH M10-17-35 P1.0 | 2 | | |
| 24-35 | K5051010160 | WASHER, C5191P 1-10-16 | 2 | | |
| 24-36 | | | | | |
| 24-37 | K0105140002 | NUT, P1.5 M14-3 | 2 | | |
| 24-38 | K5073210242 | WASHER, SPHC 3.2-10-24 | 2 | | |
| 24-39 | K0145100002 | NUT, W/F-RING, P1.25 M10 | 2 | | |
| 24-40 | K0200120002 | WASHER, SPRING M12 | 2 | | |
| 24-41 | K0100120002 | NUT, M12 | 2 | | |
| 24-42 | K0200100002 | WASHER, SPRING M10 | 6 | | |
| 24-43 | K0100100002 | NUT, M10 | 4 | | |
| 24-44 | K6903000222 | HOUSING, REEL CUTTER CR | 1 | | |
| 24-45 | K690300017D | COVER, REEL HOUSING | 1 | | |
| 24-46 | K0000100452 | BOLT, M10-45 | 2 | | |
| 24-47 | K705200010R | FRAME, MOWER 30 | 1 | | |
| 24-48 | K1440000010 | GREASE NIPPLE, STRAIGHT TYPE A | 1 | | |
| | | | | | |
| | | | | | |

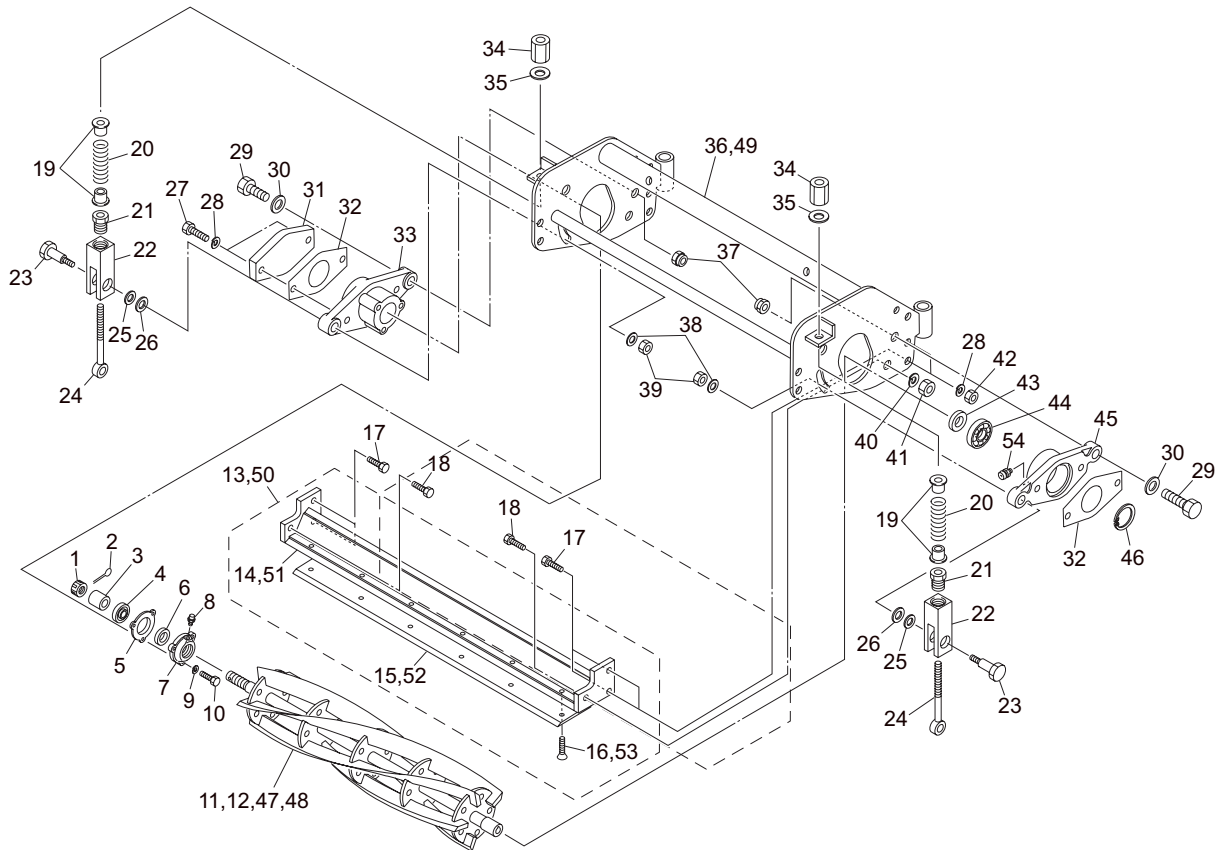
25. Mower section B (#1)

LM281



LM281_025_z02

| Cat No. | Code No. | Part name | Qty | Remark | SN of application |
|---------|---------------|---------------------------------|-----|--------|-------------------|
| 25-1 | | | | | |
| 25-2 | K1440000020 | GREASE NIPPLE, 90 DEG TYPE C | 1 | | |
| 25-3 | K6082000132 | BOLT, STEPPED FOR FIXING FRAME | 2 | | |
| 25-4 | K5011020282 | WASHER, SPCC 1-20-28 | 2 | | |
| 25-5 | K0105140002 | NUT, P1.5 M14-3 | 2 | | |
| 25-6 | K0212140002 | WASHER, DISK SPRING 1L M14 | 2 | | |
| 25-7 | K0108180002 | NUT, P1.5 M18-3 | 4 | | |
| 25-8 | K0200180002 | WASHER, SPRING M18 | 2 | | |
| 25-9 | K5012018282 | WASHER, SPCC 2-18-28 | 2 | | |
| 25-10 | LM526A-0108Z2 | SCREW, ADJUSTING CUTTING HEIGHT | 2 | | |
| 25-11 | K0100100002 | NUT, M10 | 2 | | |
| 25-12 | K0023100251 | SETSCREW, M10-25 | 2 | | |
| 25-13 | K0000060502 | BOLT, M6-50 | 2 | | |
| 25-14 | K5000060002 | WASHER, M6 | 8 | | |
| 25-15 | K0200060002 | WASHER, SPRING M6 | 8 | | |
| 25-16 | K0100060002 | NUT, M6 | 6 | | |
| 25-17 | K9010000190 | COVER, REEL 30 W/ DECAL | 1 | | |
| 25-18 | K4205001600 | DECAL, CAUTION TO MUTILATION | 1 | | |
| 25-19 | K0000060152 | BOLT, M6-15 | 2 | | |
| 25-20 | | | | | |
| 25-21 | K0000060202 | BOLT, M6-20 | 2 | | |
| 25-22 | K0000060102 | BOLT, M6-10 | 2 | | |
| 25-23 | K527600041R | PLATE, FOR FIXING COVER | 2 | | |
| 25-24 | LM281--2201ZR | ARM, MOWER #1 | 1 | | |
| 25-25 | K5206000762 | PLATE, RECEIVING L SHAPED | 2 | | |
| | | | | | |

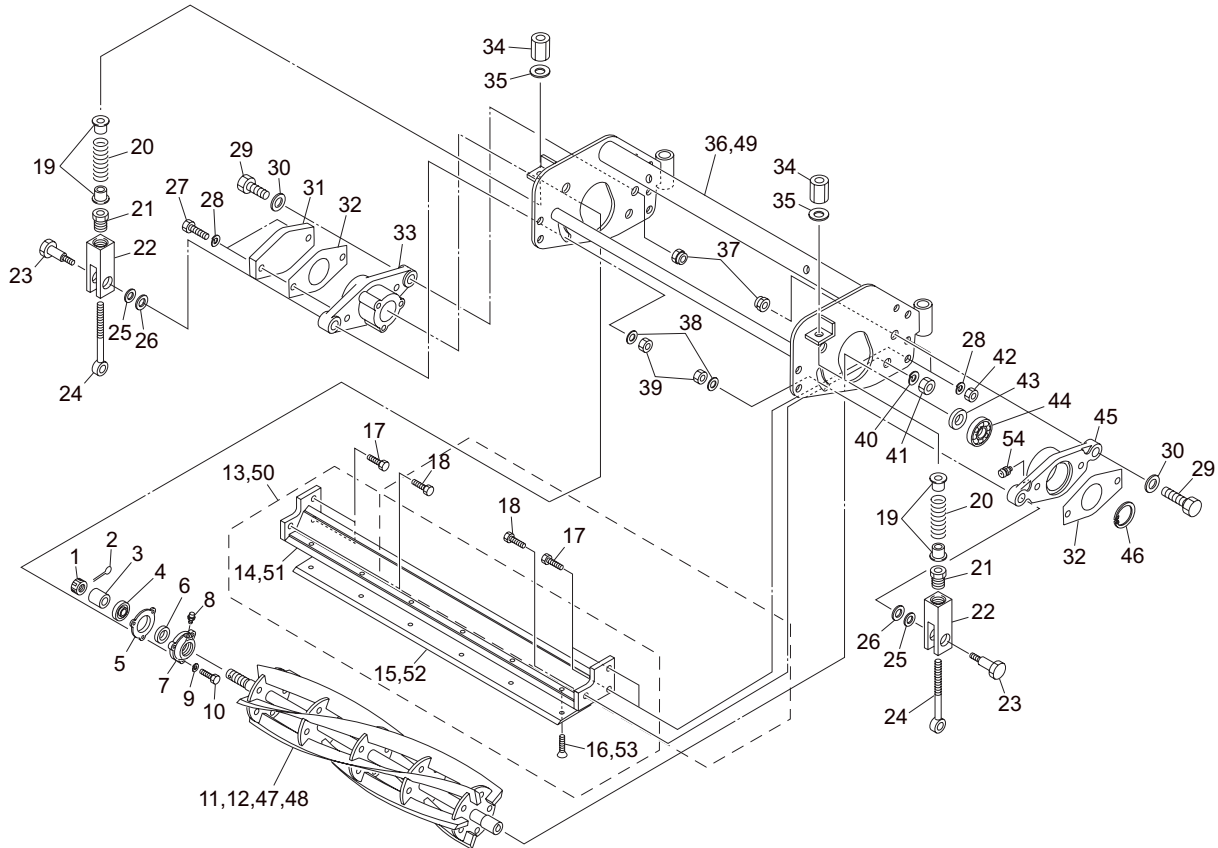


LM281_A26_a01

| Cat No. | Code No. | Part name | Qty | Remark | SN of application |
|---------|-------------|----------------------------------|-----|----------|-------------------|
| A26-1 | K017000012 | NUT, SPECIAL M20 | 1 | | |
| A26-2 | K0300032252 | PIN, COTTER M3.2-25 | 1 | | |
| A26-3 | K6212001742 | COLLAR, STKM M20.2-28-18 | 1 | | |
| A26-4 | K0602063040 | BEARING, BALL SHIELD Z 6304 | 1 | | |
| A26-5 | K4011000150 | PACKING, OIL-SHEET | 1 | | |
| A26-6 | K0822542080 | OIL SEAL, MHSA25428 | 1 | | |
| A26-7 | K6903000042 | CAP, HOUSING | 1 | | |
| A26-8 | K1440000010 | GREASE NIPPLE, STRAIGHT TYPE A | 1 | | |
| A26-9 | K0200060002 | WASHER, SPRING M6 | 3 | | |
| A26-10 | K0000060152 | BOLT, M6-15 | 3 | | |
| A26-11 | K285260L70R | REEL CUTTER, 660-7L | 1 | 7 Blades | |
| A26-12 | K285260L50R | REEL CUTTER, 660-5L | 1 | 5 Blades | |
| A26-13 | K8022000020 | BEDKNIFE & BASE ASSY | 1 | | |
| A26-14 | K744200006R | BASE, BEDKNIFE 732 | 1 | | |
| A26-15 | K2510000030 | BEDKNIFE, TIPPED 7.0-26 | 1 | | |
| A26-16 | K0071001182 | SCREW, HT FLAT HEAD M10-16 | 6 | | |
| A26-17 | K0000100252 | BOLT, M10-25 | 4 | | |
| A26-18 | K0000120302 | BOLT, M12-30 | 2 | | |
| A26-19 | K6206000052 | RECEIVER, FOR SPRING | 4 | | |
| A26-20 | K1000000458 | SPRING, COMPRESSION M5-25-60 | 2 | | |
| A26-21 | K6081000082 | PIPE, W/CUTTER ADJUSTING SCREW | 2 | | |
| A26-22 | K6090000552 | MOUNT, ADJUSTING SCREW | 2 | | |
| A26-23 | K6082000122 | BOLT, STEPPED FOR FIXING HOUSING | 2 | | |
| A26-24 | K7303000182 | BOLT, ADJUSTING CUTTER | 2 | | |
| A26-25 | K0214100002 | WASHER, DISK SPRING 2L M10 | 2 | | |
| A26-26 | K5012310172 | WASHER, SPCC 2.3-10-17 | 2 | | |
| A26-27 | K0000100452 | BOLT, M10-45 | 2 | | |
| A26-28 | K0200100002 | WASHER, SPRING M10 | 6 | | |
| A26-29 | K0071001132 | BOLT, AXIS | 2 | | |
| A26-30 | K5012314252 | WASHER, SPCC 2.3-14-25 | 2 | | |

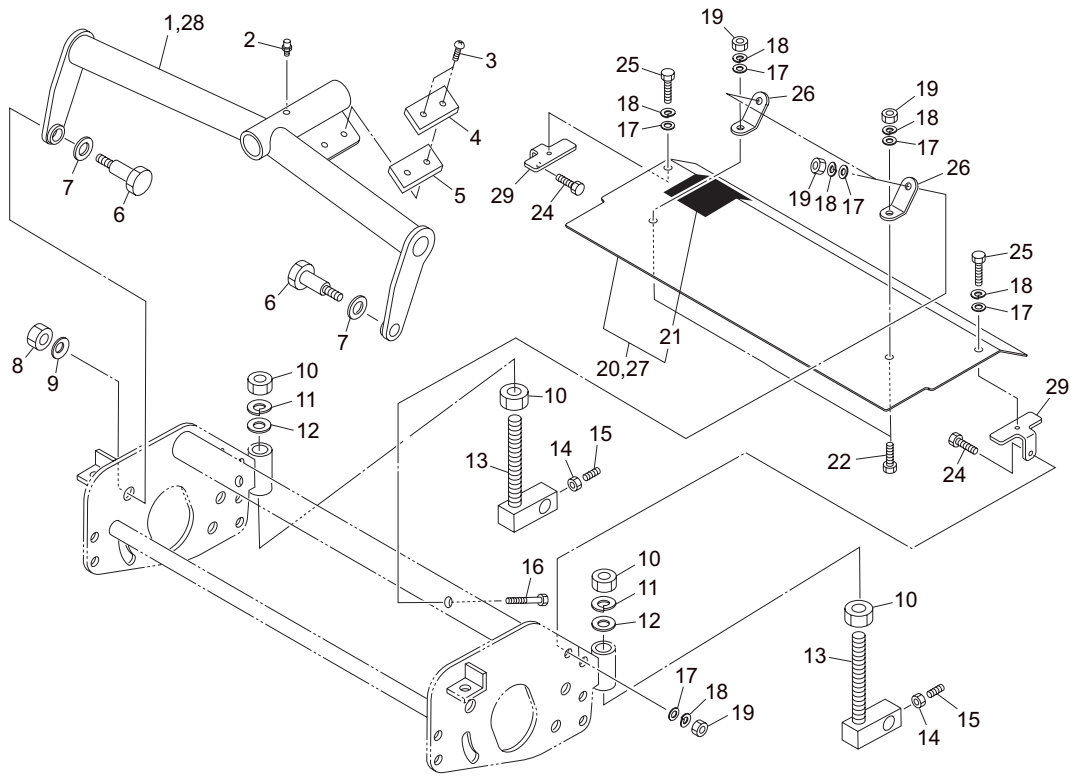
A26. Mower section A (#2)

LM281



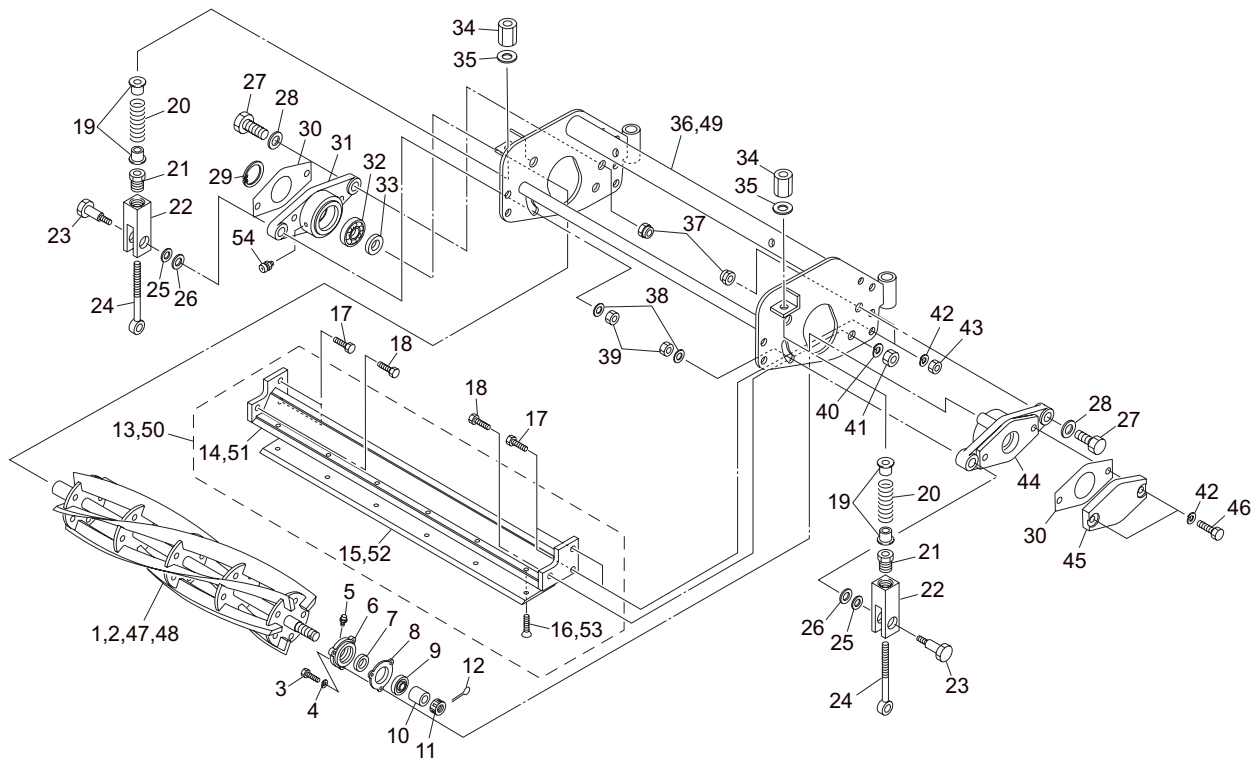
LM281_A26_a01

| Cat No. | Code No. | Part name | Qty | Remark | SN of application |
|---------|---------------|--------------------------------|-----|-----------------|-------------------|
| A26-31 | K690300017D | COVER, REEL HOUSING | 1 | | |
| A26-32 | K4011000290 | PACKING, OIL-SHEET | 2 | | |
| A26-33 | K6903000222 | HOUSING, REEL CUTTER CR | 1 | | |
| A26-34 | LM56G--0506Z2 | NUT, HIGH M10-17-35 P1.0 | 2 | | |
| A26-35 | K5051010160 | WASHER, C5191P 1-10-16 | 2 | | |
| A26-36 | K705200006R | FRAME, MOWER | 1 | | |
| A26-37 | K0105140002 | NUT, P1.5 M14-3 | 2 | | |
| A26-38 | K5073210242 | WASHER, SPHC 3.2-10-24 | 2 | | |
| A26-39 | K0145100002 | NUT, W/F-RING, P1.25 M10 | 2 | | |
| A26-40 | K0200120002 | WASHER, SPRING M12 | 2 | | |
| A26-41 | K0100120002 | NUT, M12 | 2 | | |
| A26-42 | K0100100002 | NUT, M10 | 4 | | |
| A26-43 | K0823560120 | OIL SEAL, MHSA356012 | 1 | | |
| A26-44 | K0602062070 | BEARING, BALL SHIELD Z 6207 | 1 | | |
| A26-45 | LS66L--0402Z2 | HOUSING, HYDRAULIC MOTOR A | 1 | | |
| A26-46 | K0402072001 | RING, RETAINING R M72 | 1 | | |
| A26-47 | K283181R71R | REEL CUTTER, 766-7R | 1 | 7 Blades 30inch | |
| A26-48 | K283181R51R | REEL CUTTER, 766-5R | 1 | 5 Blades 30inch | |
| A26-49 | K705200010R | FRAME, MOWER 30 | 1 | 30inch | |
| A26-50 | K8022000030 | BEDKNIFE & BASE ASSY | 1 | 30inch | |
| A26-51 | K744200007R | BASE, BEDKNIFE 840 | 1 | 30inch | |
| A26-52 | K2510000020 | BEDKNIFE, TIPPED 7.0-30 | 1 | 30inch | |
| A26-53 | K0071001182 | SCREW, HT FLAT HEAD M10-16 | 7 | 30inch | |
| A26-54 | K1440000010 | GREASE NIPPLE, STRAIGHT TYPE A | 1 | | |



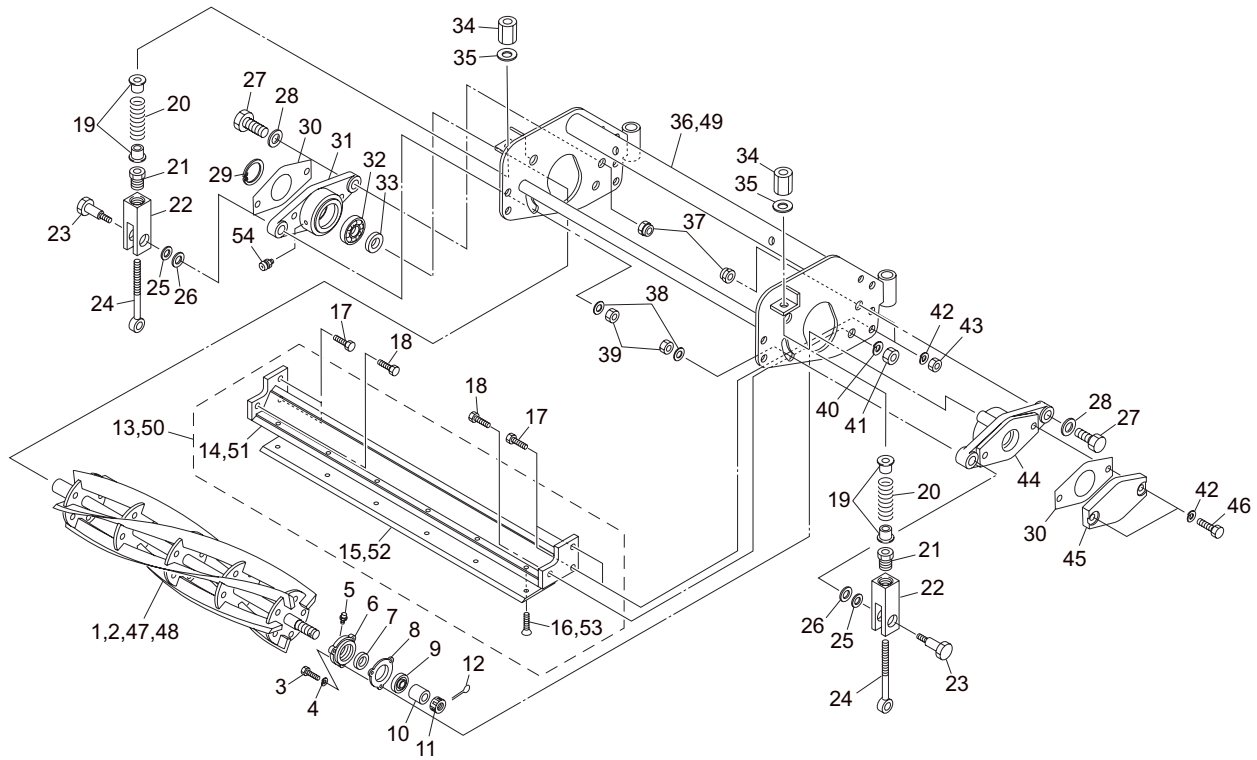
LM281_A27_a03

| Cat No. | Code No. | Part name | Qty | Remark | SN of application |
|---------|---------------|---------------------------------|-----|------------|-------------------|
| A27-1 | LM318--0168AR | FRAME, FRONT MOWER (RH) | 1 | | |
| A27-2 | K1440000010 | GREASE NIPPLE, STRAIGHT TYPE A | 4 | | |
| A27-3 | K0041060152 | SCREW, + FLAT HEAD M6-15 | 2 | | |
| A27-4 | K4033000380 | STOPPER, URETHAN RUBBER | 1 | | |
| A27-5 | K511700036R | PLATE, SPHC 4.5-40-63 W/HOLE | 1 | | |
| A27-6 | K6082000132 | BOLT, STEPPED FOR FIXING FRAME | 2 | | |
| A27-7 | K5011020282 | WASHER, SPCC 1-20-28 | 2 | | |
| A27-8 | K0105140002 | NUT, P1.5 M14-3 | 2 | | |
| A27-9 | K0212140002 | WASHER, DISK SPRING 1L M14 | 2 | | |
| A27-10 | K0108180002 | NUT, P1.5 M18-3 | 4 | | |
| A27-11 | K0200180002 | WASHER, SPRING M18 | 2 | | |
| A27-12 | K5012018282 | WASHER, SPCC 2-18-28 | 2 | | |
| A27-13 | LM526A-0108Z2 | SCREW, ADJUSTING CUTTING HEIGHT | 2 | | |
| A27-14 | K0100100002 | NUT, M10 | 2 | | |
| A27-15 | K0023100251 | SETSCREW, M10-25 | 2 | | |
| A27-16 | K0000060502 | BOLT, M6-50 | 2 | | |
| A27-17 | K5000060002 | WASHER, M6 | 8 | | |
| A27-18 | K0200060002 | WASHER, SPRING M6 | 8 | | |
| A27-19 | K0100060002 | NUT, M6 | 6 | | |
| A27-20 | K9010000180 | COVER, REEL W/ DECAL | 1 | | |
| A27-21 | K4205001600 | DECAL, CAUTION TO MUTILATION | 1 | | |
| A27-22 | K0000060152 | BOLT, M6-15 | 2 | | |
| A27-23 | | | | | |
| A27-24 | K0000060202 | BOLT, M6-20 | 2 | | |
| A27-25 | K0000060102 | BOLT, M6-10 | 2 | | |
| A27-26 | K527600041R | PLATE, FOR FIXING COVER | 2 | | |
| A27-27 | K9010000190 | COVER, REEL 30 W/ DECAL | 1 | for 30inch | |
| A27-28 | LM318W-0104AR | FRAME, FRONT MOWER (RH) | 1 | for 30inch | |
| A27-29 | K5206000762 | PLATE, RECEIVING L SHAPED | 2 | | |



LM281_A28_a01

| Cat No. | Code No. | Part name | Qty | Remark | SN of application |
|---------|-------------|----------------------------------|-----|----------|-------------------|
| A28-1 | K285260R70R | REEL CUTTER, 660-7R | 1 | 7 Blades | |
| A28-2 | K285260R50R | REEL CUTTER, 660-5R | 1 | 5 Blades | |
| A28-3 | K0000060152 | BOLT, M6-15 | 3 | | |
| A28-4 | K0200060002 | WASHER, SPRING M6 | 3 | | |
| A28-5 | K1440000010 | GREASE NIPPLE, STRAIGHT TYPE A | 1 | | |
| A28-6 | K6903000042 | CAP, HOUSING | 1 | | |
| A28-7 | K0822542080 | OIL SEAL, MHSA25428 | 1 | | |
| A28-8 | K4011000150 | PACKING, OIL-SHEET | 1 | | |
| A28-9 | K0602063040 | BEARING, BALL SHIELD Z 6304 | 1 | | |
| A28-10 | K6212001742 | COLLAR, STKM M20.2-28-18 | 1 | | |
| A28-11 | K0170000012 | NUT, SPECIAL M20 | 1 | | |
| A28-12 | K0300032252 | PIN, COTTER M3.2-25 | 1 | | |
| A28-13 | K8022000020 | BEDKNIFE & BASE ASSY | 1 | | |
| A28-14 | K744200006R | BASE, BEDKNIFE 732 | 1 | | |
| A28-15 | K2510000030 | BEDKNIFE, TIPPED 7.0-26 | 1 | | |
| A28-16 | K0071001182 | SCREW, HT FLAT HEAD M10-16 | 6 | | |
| A28-17 | K0000100252 | BOLT, M10-25 | 4 | | |
| A28-18 | K0000120302 | BOLT, M12-30 | 2 | | |
| A28-19 | K6206000052 | RECEIVER, FOR SPRING | 4 | | |
| A28-20 | K1000000458 | SPRING, COMPRESSION M5-25-60 | 2 | | |
| A28-21 | K6081000082 | PIPE, W/CUTTER ADJUSTING SCREW | 2 | | |
| A28-22 | K6090000552 | MOUNT, ADJUSTING SCREW | 2 | | |
| A28-23 | K6082000122 | BOLT, STEPPED FOR FIXING HOUSING | 2 | | |
| A28-24 | K7303000182 | BOLT, ADJUSTING CUTTER | 2 | | |
| A28-25 | K0214100002 | WASHER, DISK SPRING 2L M10 | 2 | | |
| A28-26 | K5012310172 | WASHER, SPCC 2.3-10-17 | 2 | | |
| A28-27 | K0071001132 | BOLT, AXIS | 2 | | |
| A28-28 | K5012314252 | WASHER, SPCC 2.3-14-25 | 2 | | |
| A28-29 | K0402072001 | RING, RETAINING R M72 | 1 | | |
| A28-30 | K4011000290 | PACKING, OIL-SHEET | 2 | | |

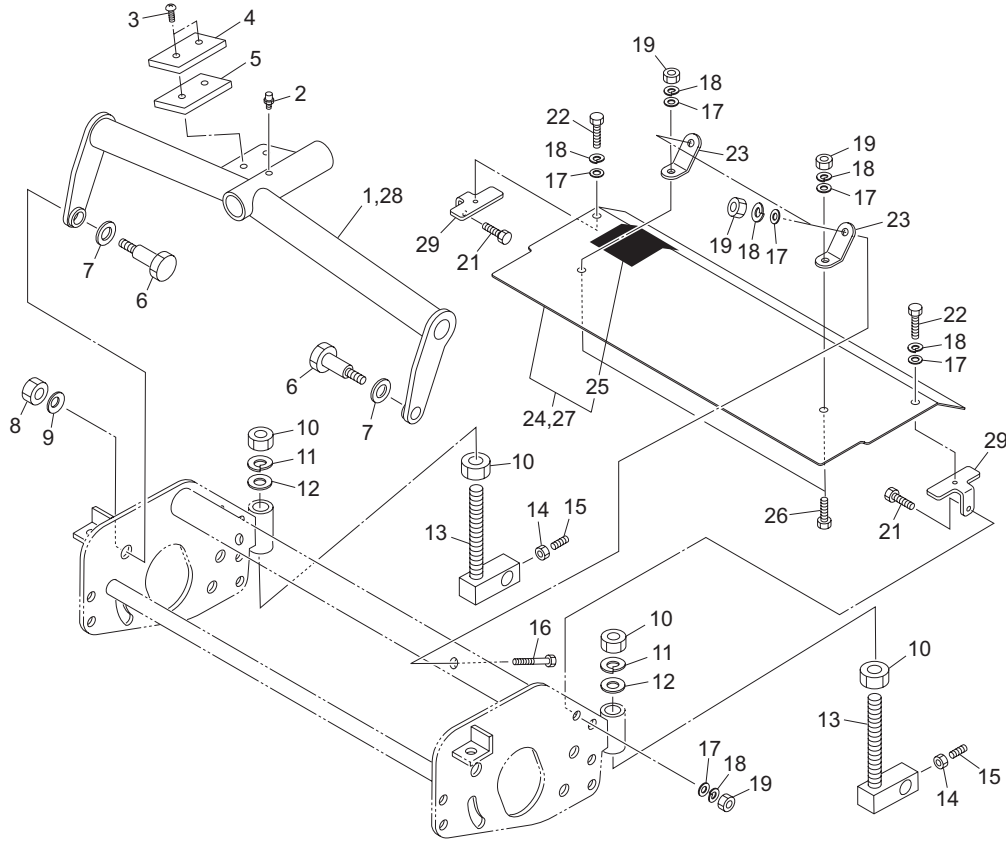


LM281_A28_a01

| Cat No. | Code No. | Part name | Qty | Remark | SN of application |
|---------|---------------|--------------------------------|-----|-----------------|-------------------|
| A28-31 | LS66R--0402Z2 | HOUSING, HYDRAULIC MOTOR B | 1 | | |
| A28-32 | K0602062070 | BEARING, BALL SHIELD Z 6207 | 1 | | |
| A28-33 | K0823560120 | OIL SEAL, MHSA356012 | 1 | | |
| A28-34 | LM56G--0506Z2 | NUT, HIGH M10-17-35 P1.0 | 2 | | |
| A28-35 | K5051010160 | WASHER, C5191P 1-10-16 | 2 | | |
| A28-36 | K705200006R | FRAME, MOWER | 1 | | |
| A28-37 | K0105140002 | NUT, P1.5 M14-3 | 2 | | |
| A28-38 | K5073210242 | WASHER, SPHC 3.2-10-24 | 2 | | |
| A28-39 | K0145100002 | NUT, W/F-RING, P1.25 M10 | 2 | | |
| A28-40 | K0200120002 | WASHER, SPRING M12 | 2 | | |
| A28-41 | K0100120002 | NUT, M12 | 2 | | |
| A28-42 | K0200100002 | WASHER, SPRING M10 | 6 | | |
| A28-43 | K0100100002 | NUT, M10 | 4 | | |
| A28-44 | K6903000222 | HOUSING, REEL CUTTER CR | 1 | | |
| A28-45 | K690300017D | COVER, REEL HOUSING | 1 | | |
| A28-46 | K0000100452 | BOLT, M10-45 | 2 | | |
| A28-47 | K283181L71R | REEL CUTTER, 766-7 | 1 | 7 Blades 30inch | |
| A28-48 | K283181L51R | REEL CUTTER, 766-5 | 1 | 5 Blades 30inch | |
| A28-49 | K705200010R | FRAME, MOWER 30 | 1 | 30inch | |
| A28-50 | K8022000030 | BEDKNIFE & BASE ASSY | 1 | 30inch | |
| A28-51 | K744200007R | BASE, BEDKNIFE 840 | 1 | 30inch | |
| A28-52 | K2510000020 | BEDKNIFE, TIPPED 7.0-30 | 1 | 30inch | |
| A28-53 | K0071001182 | SCREW, HT FLAT HEAD M10-16 | 7 | 30inch | |
| A28-54 | K1440000010 | GREASE NIPPLE, STRAIGHT TYPE A | 1 | | |

A29. Mower section B (#3)

LM281

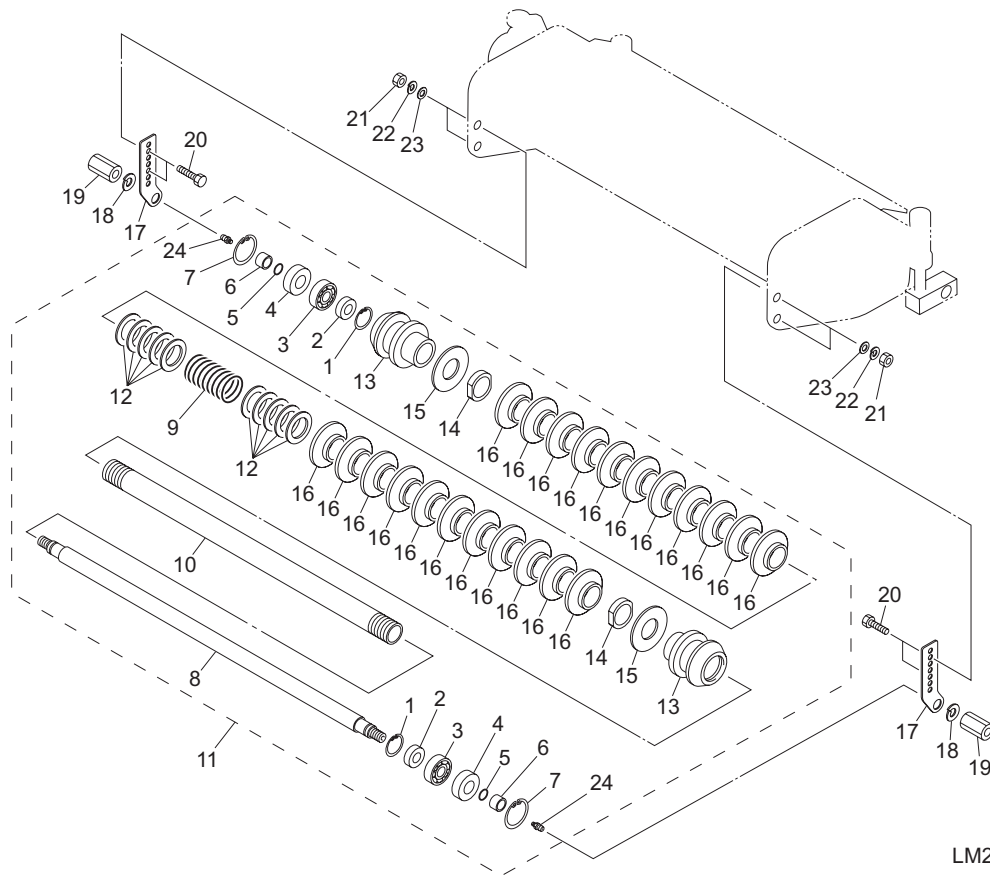


LM281_A29_a03

| Cat No. | Code No. | Part name | Qty | Remark | SN of application |
|---------|---------------|---------------------------------|-----|------------|-------------------|
| A29-1 | LM318--0169AR | FRAME, FRONT MOWER (LH) | 1 | | |
| A29-2 | K144000010 | GREASE NIPPLE, STRAIGHT TYPE A | 1 | | |
| A29-3 | K0041060152 | SCREW, + FLAT HEAD M6-15 | 2 | | |
| A29-4 | K4033000380 | STOPPER, URETHAN RUBBER | 1 | | |
| A29-5 | K511700036R | PLATE, SPHC 4.5-40-63 W/HOLE | 1 | | |
| A29-6 | K6082000132 | BOLT, STEPPED FOR FIXING FRAME | 2 | | |
| A29-7 | K5011020282 | WASHER, SPCC 1-20-28 | 2 | | |
| A29-8 | K0105140002 | NUT, P1.5 M14-3 | 2 | | |
| A29-9 | K0212140002 | WASHER, DISK SPRING 1L M14 | 2 | | |
| A29-10 | K0108180002 | NUT, P1.5 M18-3 | 4 | | |
| A29-11 | K0200180002 | WASHER, SPRING M18 | 2 | | |
| A29-12 | K5012018282 | WASHER, SPCC 2-18-28 | 2 | | |
| A29-13 | LM526A-0108Z2 | SCREW, ADJUSTING CUTTING HEIGHT | 2 | | |
| A29-14 | K0100100002 | NUT, M10 | 2 | | |
| A29-15 | K0023100251 | SETSCREW, M10-25 | 2 | | |
| A29-16 | K0000060502 | BOLT, M6-50 | 2 | | |
| A29-17 | K5000060002 | WASHER, M6 | 8 | | |
| A29-18 | K0200060002 | WASHER, SPRING M6 | 8 | | |
| A29-19 | K0100060002 | NUT, M6 | 6 | | |
| A29-20 | | | | | |
| A29-21 | K0000060202 | BOLT, M6-20 | 2 | | |
| A29-22 | K0000060102 | BOLT, M6-10 | 2 | | |
| A29-23 | K527600041R | PLATE, FOR FIXING COVER | 2 | | |
| A29-24 | K9010000180 | COVER, REEL W/ DECAL | 1 | | |
| A29-25 | K4205001600 | DECAL, CAUTION TO MUTILATION | 1 | | |
| A29-26 | K0000060152 | BOLT, M6-15 | 2 | | |
| A29-27 | K9010000190 | COVER, REEL 30 W/ DECAL | 1 | for 30inch | |
| A29-28 | LM318W-0105AR | FRAME, FRONT MOWER (LH) | 1 | for 30inch | |
| A29-29 | K5206000762 | PLATE, RECEIVING L SHAPED | 2 | | |

30-1. Front roller section 30inch (#1)

LM281

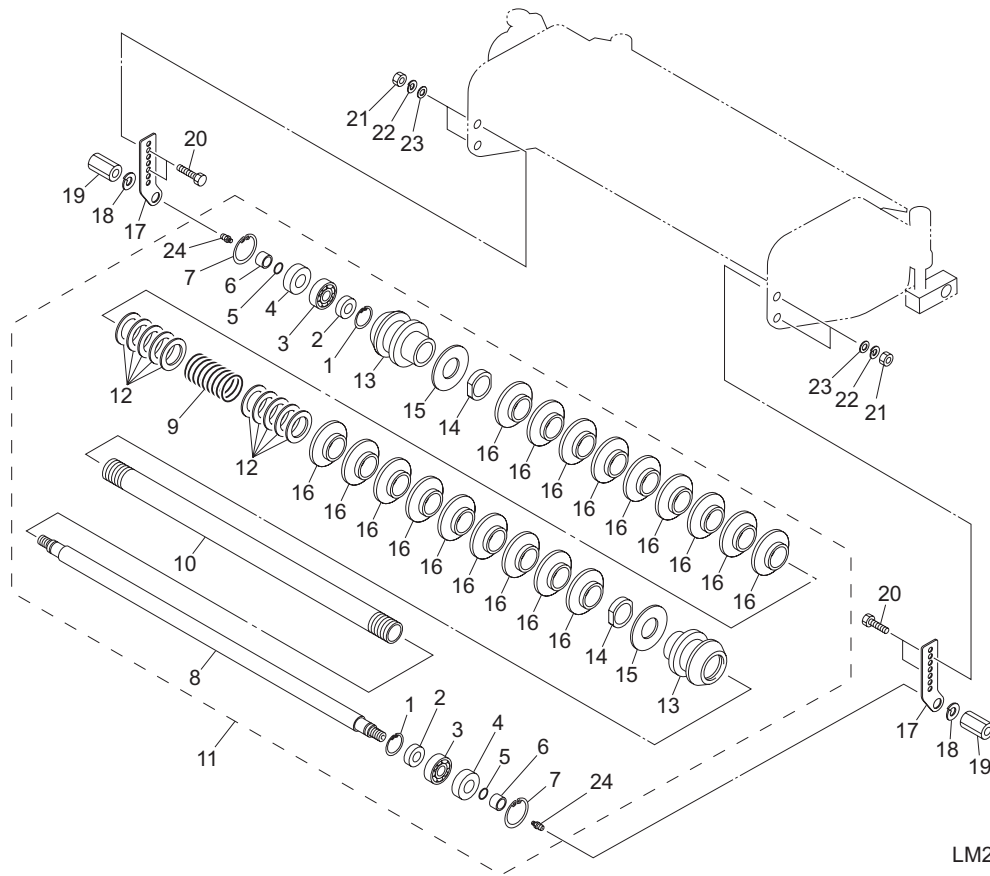


LM281_030-1_z01

| Cat No. | Code No. | Part name | Qty | Remark | SN of application |
|---------|---------------|--------------------------------|-----|----------------|-------------------|
| 30-1-1 | K0402035001 | RING, RETAINING R M35 | 2 | | |
| 30-1-2 | K0822235080 | OIL SEAL, MHS A22358 | 2 | | |
| 30-1-3 | K0600063030 | BEARING, BALL 6303 | 2 | | |
| 30-1-4 | K0822547080 | OIL SEAL, MHS A25478 | 2 | | |
| 30-1-5 | K0885015000 | O-RING, S15 | 2 | | |
| 30-1-6 | K6219000600 | COLLAR, SUS M17-25-27 | 2 | | |
| 30-1-7 | K0402047001 | RING, RETAINING R M47 | 2 | | |
| 30-1-8 | LM281--2202Z0 | SHAFT, ROLLER 22-871 | 1 | | |
| 30-1-9 | K100000073D | SPRING, COMPRESSION M5-51-75 | 1 | | |
| 30-1-10 | LM281--2203Z2 | PIPE, ROLLER 34.2-407-15.2 | 1 | | |
| 30-1-11 | LM281--2205Z0 | ROLLER ASSY, GROOVED 30 | 1 | | |
| 30-1-12 | K5011040522 | WASHER, SPCC 1-40-52 | 10 | for adjustment | |
| 30-1-13 | K620200051D | HOUSING, ROLLER 75.5 | 2 | | |
| 30-1-14 | K016000062D | NUT, M40 | 2 | | |
| 30-1-15 | K510100061D | PLATE, ROUND 80 | 2 | | |
| 30-1-16 | K5920000120 | ROLLER, PLASTIC 80 | 22 | | |
| 30-1-17 | K5131001882 | PLATE, SPHC ROLLER BRACKET | 2 | | |
| 30-1-18 | K0200140002 | WASHER, SPRING M14 | 2 | | |
| 30-1-19 | K0160000652 | NUT, SPECIAL M14-30 | 2 | | |
| 30-1-20 | K0000100252 | BOLT, M10-25 | 4 | | |
| 30-1-21 | K0102100002 | NUT, M10-3 | 4 | | |
| 30-1-22 | K0200100002 | WASHER, SPRING M10 | 4 | | |
| 30-1-23 | K5000100002 | WASHER, M10 | 4 | | |
| 30-1-24 | K1440000010 | GREASE NIPPLE, STRAIGHT TYPE A | 2 | | |
| | | | | | |

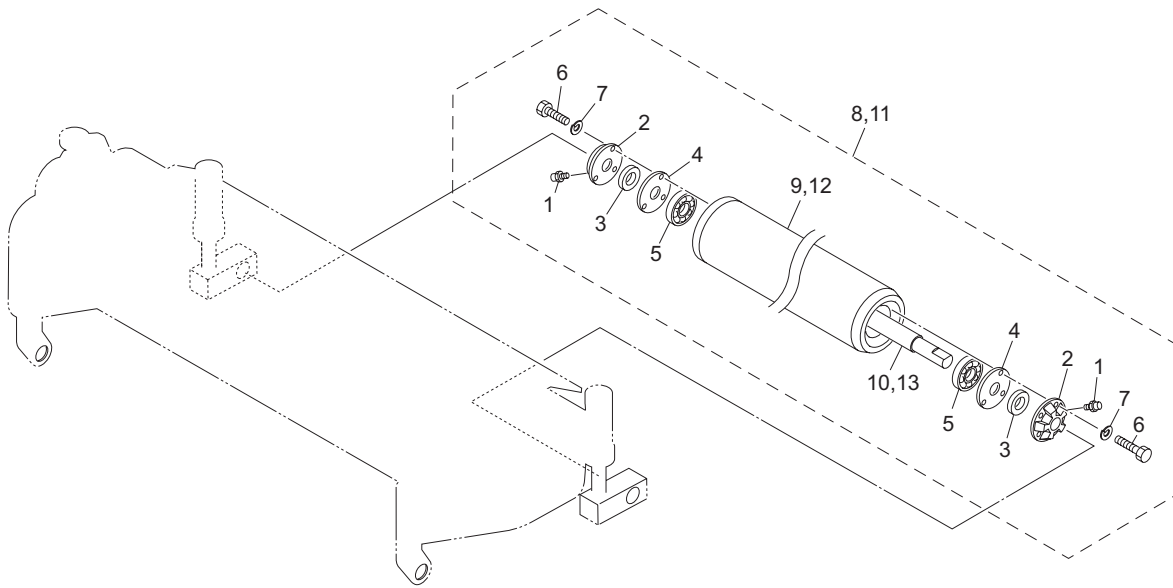
30-2. Front roller section 26inch (#2,#3)

LM281



LM281_030-2_z01

| Cat No. | Code No. | Part name | Qty | Remark | SN of application |
|---------|---------------|--------------------------------|-----|----------------|-------------------|
| 30-2-1 | K0402035001 | RING, RETAINING R M35 | 4 | | |
| 30-2-2 | K0822235080 | OIL SEAL, MHS A22358 | 4 | | |
| 30-2-3 | K0600063030 | BEARING, BALL 6303 | 4 | | |
| 30-2-4 | K0822547080 | OIL SEAL, MHS A25478 | 4 | | |
| 30-2-5 | K0885015000 | O-RING, S15 | 4 | | |
| 30-2-6 | K6219000600 | COLLAR, SUS M17-25-27 | 4 | | |
| 30-2-7 | K0402047001 | RING, RETAINING R M47 | 4 | | |
| 30-2-8 | LM2400-2106Z0 | SHAFT, ROLLER 22-770 | 2 | | |
| 30-2-9 | K100000073D | SPRING, COMPRESSION M5-51-75 | 2 | | |
| 30-2-10 | LM2700-0151Z2 | PIPE, ROLLER 34.2-40607.2 | 2 | | |
| 30-2-11 | LM2400-2102Z0 | ROLLER ASSY, SLOTTED OS | 2 | | |
| 30-2-12 | K5011040522 | WASHER, SPCC 1-40-52 | 20 | for adjustment | |
| 30-2-13 | K620200051D | HOUSING, ROLLER 75.5 | 4 | | |
| 30-2-14 | K016000062D | NUT, M40 | 4 | | |
| 30-2-15 | K510100061D | PLATE, ROUND 80 | 4 | | |
| 30-2-16 | K5920000120 | ROLLER, PLASTIC 80 | 36 | | |
| 30-2-17 | K5131001882 | PLATE, SPHC ROLLER BRACKET | 4 | | |
| 30-2-18 | K0200140002 | WASHER, SPRING M14 | 4 | | |
| 30-2-19 | K0160000652 | NUT, SPECIAL M14-30 | 4 | | |
| 30-2-20 | K0000100252 | BOLT, M10-25 | 8 | | |
| 30-2-21 | K0102100002 | NUT, M10-3 | 8 | | |
| 30-2-22 | K0200100002 | WASHER, SPRING M10 | 8 | | |
| 30-2-23 | K5000100002 | WASHER, M10 | 8 | | |
| 30-2-24 | K1440000010 | GREASE NIPPLE, STRAIGHT TYPE A | 4 | | |

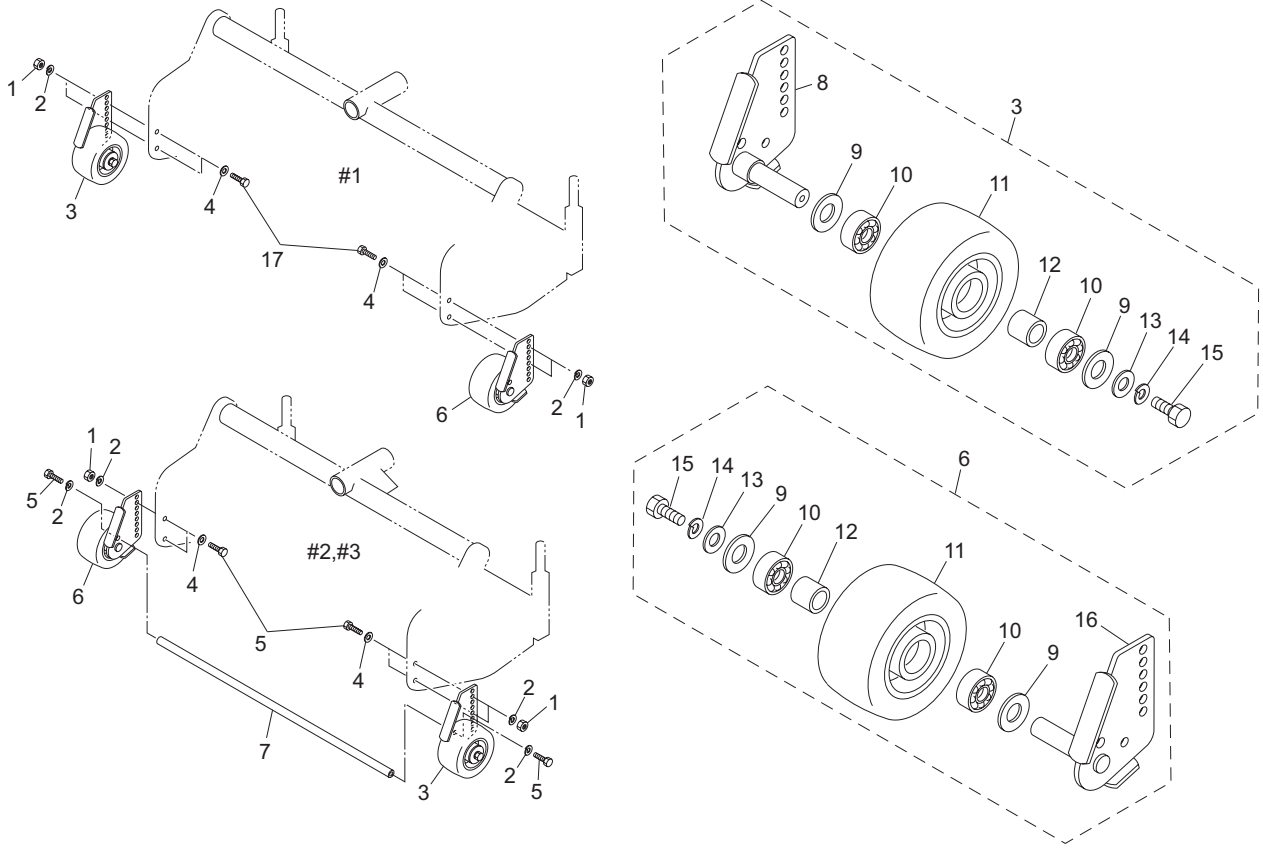


LM281_031_z00

| Cat No. | Code No. | Part name | Qty | Remark | SN of application |
|---------|-------------|--------------------------------|-----|-----------------------|-------------------|
| 31-1 | K1440000010 | GREASE NIPPLE, STRAIGHT TYPE A | 6 | #1,#2,#3 Mower | |
| 31-2 | K6810000070 | HOUSING, SEAL | 6 | #1,#2,#3 Mower | |
| 31-3 | K0821730080 | OIL SEAL, MHSA17308 | 6 | #1,#2,#3 Mower | |
| 31-4 | K4015136650 | PACKING, FIBER 1-36-65 | 6 | #1,#2,#3 Mower | |
| 31-5 | K0602062030 | BEARING, BALL SHIELD Z 6203 | 6 | #1,#2,#3 Mower | |
| 31-6 | K0000060122 | BOLT, M6-12 | 18 | #1,#2,#3 Mower | |
| 31-7 | K0200060002 | WASHER, SPRING M6 | 18 | #1,#2,#3 Mower | |
| 31-8 | K8021000520 | ROLLER ASSY, 764 | 2 | #2,#3 Mower | |
| 31-9 | K740000024D | ROLLER, 76.2-674 | 2 | #2,#3 Mower | |
| 31-10 | K6155000280 | SHAFT, ROLLER 764 | 2 | #2,#3 Mower | |
| 31-11 | K8021000530 | ROLLER ASSY, 872 | 1 | #1 Mower (for 30inch) | |
| 31-12 | K740000025D | ROLLER, 76.2-782 | 1 | #1 Mower (for 30inch) | |
| 31-13 | K6155000290 | SHAFT, ROLLER 872 | 1 | #1 Mower (for 30inch) | |
| | | | | | |
| | | | | | |
| | | | | | |
| | | | | | |

32. Mower wheel section

LM281

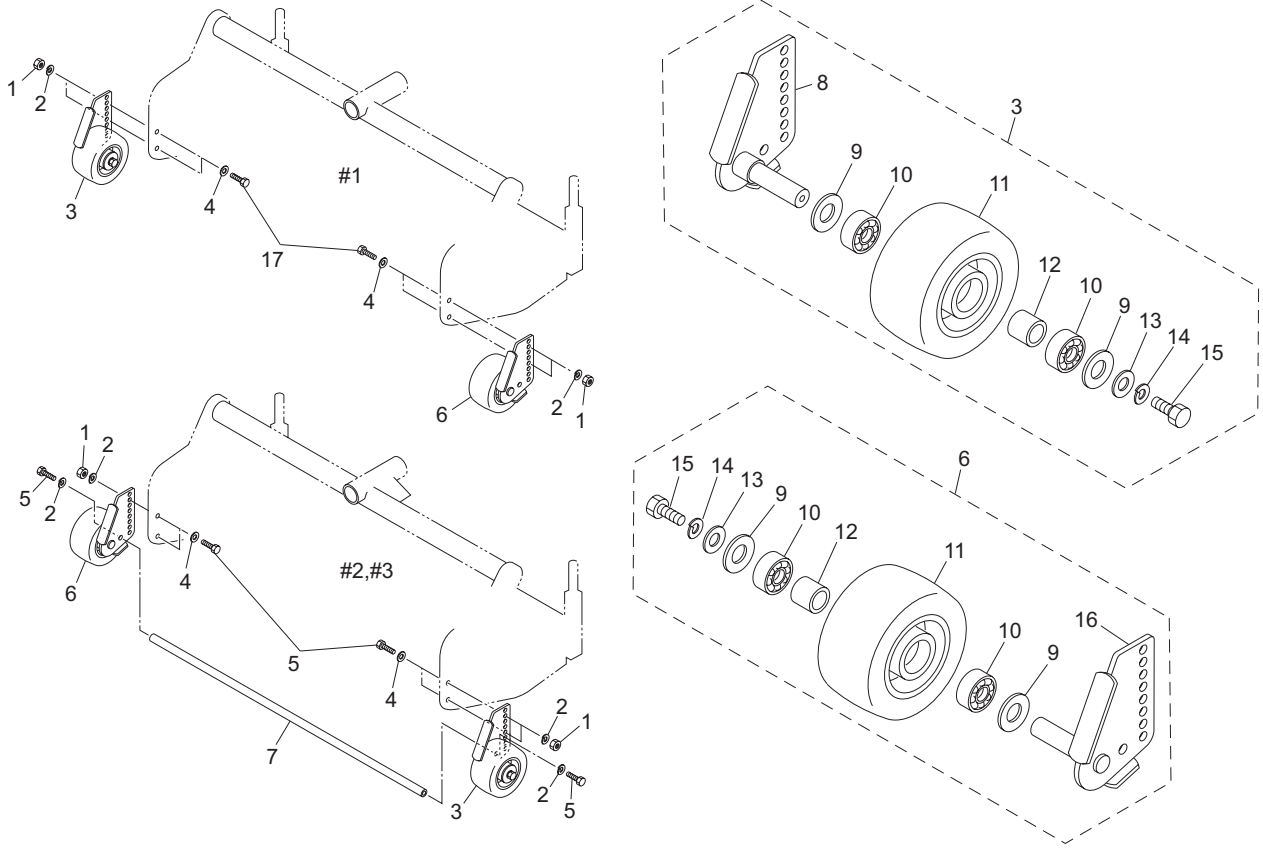


LM281_032_z00

| Cat No. | Code No. | Part name | Qty | Remark | SN of application |
|---------|---------------|-----------------------------|-----|--------|-------------------|
| 32-1 | K0100100002 | NUT, M10 | 4 | | |
| 32-2 | K0200100002 | WASHER, SPRING M10 | 4 | | |
| 32-3 | LM281--2610A0 | CASTER WHEEL ASSY, (LH) | 1 | | |
| 32-4 | K5000100002 | WASHER, M10 | 4 | | |
| 32-5 | K0000100252 | BOLT, M10-25 | 4 | | |
| 32-6 | LM281--2611A0 | CASTER WHEEL ASSY, (RH) | 1 | | |
| 32-7 | LM526R-0110Z2 | PIPE, STAY | 1 | | |
| 32-8 | LM281--2601A2 | BRACKET, CASTER WHEEL (LH) | 1 | | |
| 32-9 | K5030520430 | WASHER, C2801P 0.5-20-43 | 4 | | |
| 32-10 | K0612062040 | BEARING, BALL SEAL 2RD 6204 | 4 | | |
| 32-11 | K2110000030 | WHEEL, RUBBER 150 | 2 | | |
| 32-12 | K6212000640 | COLLAR, STKM M20.2-25.4-33 | 2 | | |
| 32-13 | K6204000212 | WASHER, CLAMPING WHEEL | 2 | | |
| 32-14 | K0200080002 | WASHER, SPRING M8 | 2 | | |
| 32-15 | K0000080202 | BOLT, M8-20 | 2 | | |
| 32-16 | LM281--2602A2 | BRACKET, CASTER WHEEL (RH) | 1 | | |
| 32-17 | K0000100352 | BOLT, M10-35 | 4 | | |
| | | | | | |
| | | | | | |

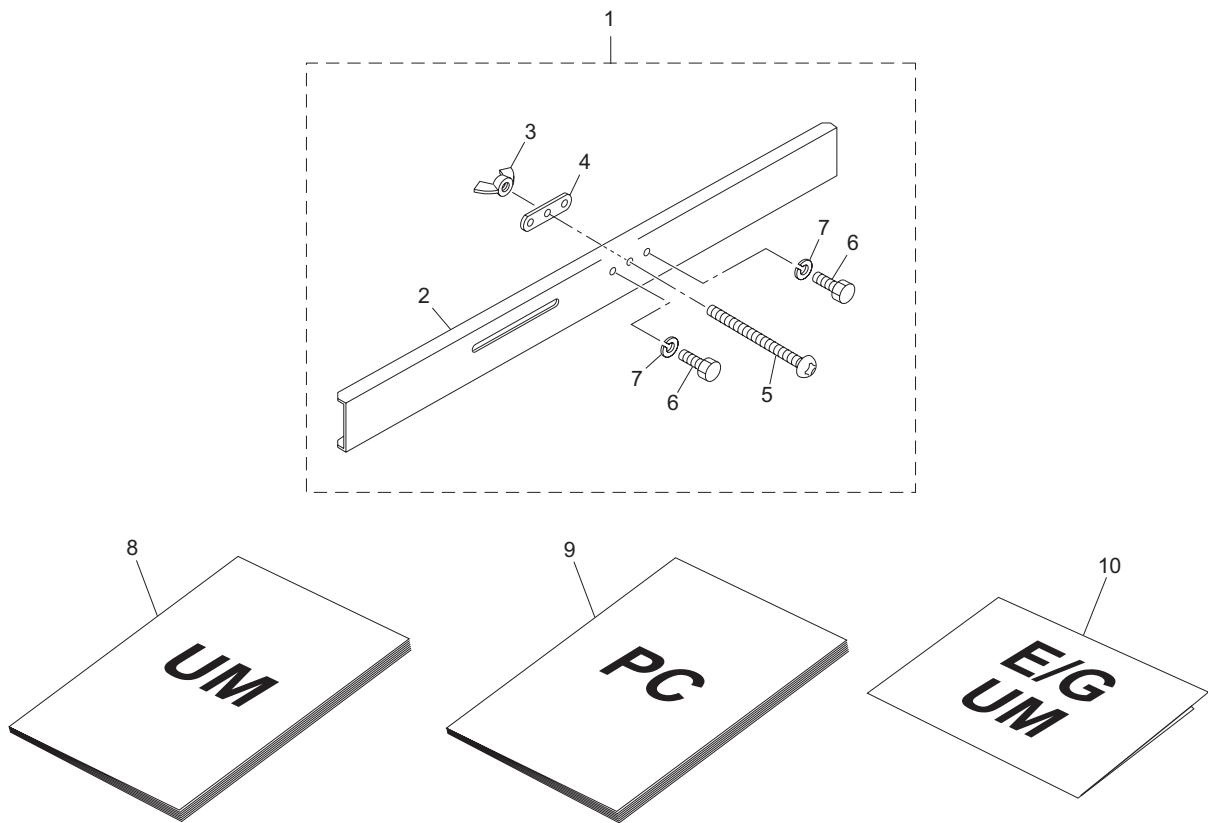
A32. Mower wheel section

LM281



LM281_A32_a00

| Cat No. | Code No. | Part name | Qty | Remark | SN of application |
|---------|---------------|-----------------------------|-----|--------|-------------------|
| A32-1 | K0100100002 | NUT, M10 | 4 | | |
| A32-2 | K0200100002 | WASHER, SPRING M10 | 4 | | |
| A32-3 | LM281--2610A0 | CASTER WHEEL ASSY, (LH) | 1 | 30inch | |
| A32-4 | K5000100002 | WASHER, M10 | 4 | | |
| A32-5 | K0000100252 | BOLT, M10-25 | 4 | | |
| A32-6 | LM281--2611A0 | CASTER WHEEL ASSY, (RH) | 1 | 30inch | |
| A32-7 | LM281--2603Z2 | PIPE, STAY | 1 | 30inch | |
| A32-8 | LM281--2601A2 | BRACKET, CASTER WHEEL (LH) | 1 | 30inch | |
| A32-9 | K5030520430 | WASHER, C2801P 0.5-20-43 | 4 | | |
| A32-10 | K0612062040 | BEARING, BALL SEAL 2RD 6204 | 4 | | |
| A32-11 | K2110000030 | WHEEL, RUBBER 150 | 2 | | |
| A32-12 | K6212000640 | COLLAR, STKM M20.2-25.4-33 | 2 | | |
| A32-13 | K6204000212 | WASHER, CLAMPING WHEEL | 2 | | |
| A32-14 | K0200080002 | WASHER, SPRING M8 | 2 | | |
| A32-15 | K0000080202 | BOLT, M8-20 | 2 | | |
| A32-16 | LM281--2602A2 | BRACKET, CASTER WHEEL (RH) | 1 | 30inch | |
| A32-17 | K0000100352 | BOLT, M10-35 | 4 | | |
| | | | | | |
| | | | | | |

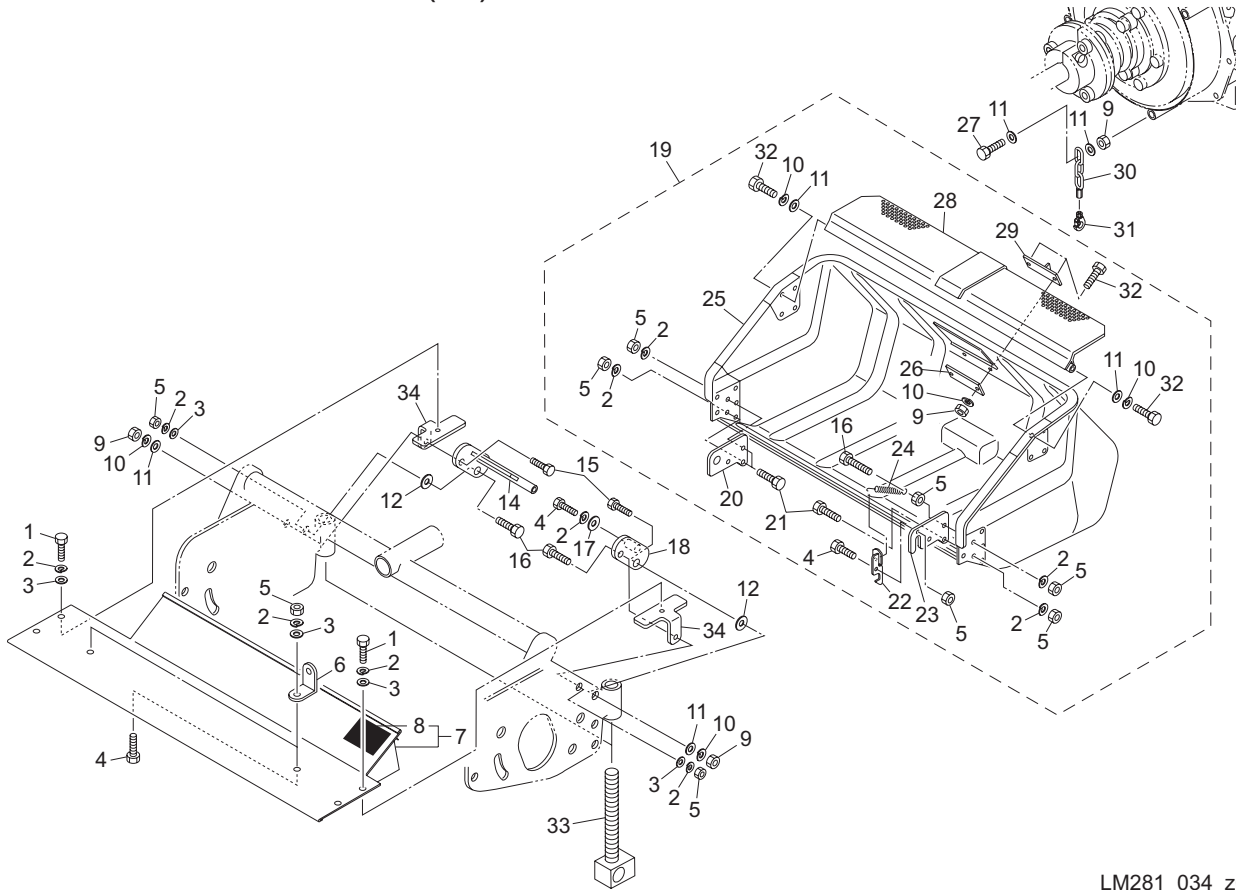


LM281_033_z01

| Cat No. | Code No. | Part name | Qty | Remark | SN of application |
|---------|----------------|---|-----|--------|-------------------|
| 33-1 | K4825000060 | GAUGE ASSY, CUTTING HEIGHT 600 | 1 | | |
| 33-2 | K482500003D | GAUGE, CUTTING HEIGHT 600 | 1 | | |
| 33-3 | K0141060002 | NUT, WING M6-3 | 1 | | |
| 33-4 | K4825000042 | PLATE, MOUNTING SCREW | 1 | | |
| 33-5 | K0071000522 | SCREW, FOR ADJ HOC M6-75 | 1 | | |
| 33-6 | K0000060102 | BOLT, M6-10 | 2 | | |
| 33-7 | K0200060002 | WASHER, SPRING M6 | 2 | | |
| 33b-8 | 750101-102-A | OWNERS OPERATING MANUAL, LM281 | 1 | | |
| 33b-9 | 750101-102-B | PARTS CATALOG, LM281 | 1 | | |
| 33-10 | PF1G398-8911-3 | OWNERS OPERATING MANUAL FOR ENGINE (JAPANESE) | 1 | | |
| | | | | | |
| | | | | | |
| | | | | | |
| | | | | | |
| | | | | | |

34. Grass catcher section (#1)

LM281

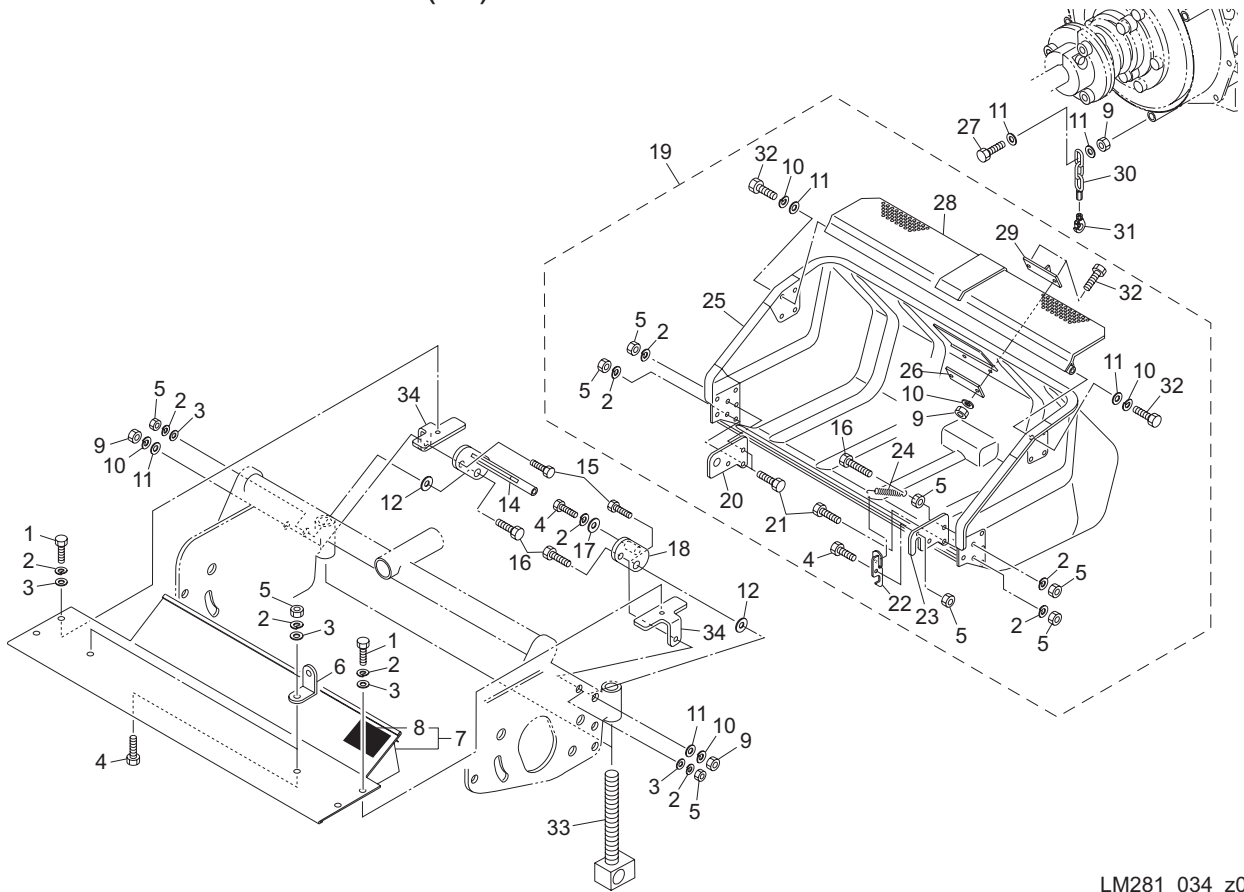


LM281_034_z02

| Cat No. | Code No. | Part name | Qty | Remark | SN of application |
|---------|---------------|--------------------------------|-----|--------|-------------------|
| 34-1 | K0000060102 | BOLT, M6-10 | 2 | | |
| 34-2 | K0200060002 | WASHER, SPRING M6 | 11 | | |
| 34-3 | K5000060002 | WASHER, M6 | 6 | | |
| 34-4 | K0000060152 | BOLT, M6-15 | 4 | | |
| 34-5 | K0100060002 | NUT, M6 | 10 | | |
| 34-6 | K527600041R | PLATE, FOR FIXING COVER | 2 | | |
| 34-7 | LM283--1902C0 | COVER, REEL W/DECAL (REAR) | 1 | | |
| 34-8 | K4205001600 | DECAL, CAUTION TO MUTILATION | 1 | | |
| 34-9 | K0100080002 | NUT, M8 | 6 | | |
| 34-10 | K0200080002 | WASHER, SPRING M8 | 6 | | |
| 34-11 | K5000080002 | WASHER, M8 | 6 | | |
| 34-12 | K5074510262 | WASHER, SPHC 4.5-10-26 | 2 | | |
| 34-13 | | | | | |
| 34-14 | LM318--1302Z2 | MOUNT, REAR GRASS CATCHER (RH) | 1 | | |
| 34-15 | K0000080302 | BOLT, M8-30 | 2 | | |
| 34-16 | K0000060252 | BOLT, M6-25 | 3 | | |
| 34-17 | K5012306322 | WASHER, SPCC 2.3-6-32 | 1 | | |
| 34-18 | LM318--1301Z2 | MOUNT, REAR GRASS CATCHER (LH) | 1 | | |
| 34-19 | LM318--1312Z0 | GRASS CATCHER ASSY, REAR | 1 | | |
| 34-20 | LM318--1338Z2 | PLATE, MOUNTING | 1 | | |
| 34-21 | K0000060202 | BOLT, M6-20 | 3 | | |
| 34-22 | LM318--1340ZR | STOPPER | 1 | | |
| 34-23 | LM318--1339Z2 | HOOK, GRASS CATCHER | 1 | | |
| 34-24 | K1040000068 | SPRING, W/HOOK M1-10-52 | 1 | | |
| 34-25 | K7900000100 | GRASS CATCHER ASSY, REAR | 1 | | |
| 34-26 | K5141000202 | PLATE, MOUNTING | 1 | | |
| 34-27 | K0003080852 | BOLT, M8-85 | 1 | | |
| 34-28 | K716300027D | COVER, REINFORCED FOR BASKET | 1 | | |
| 34-29 | K7355000242 | FITTING | 1 | | |
| 34-30 | K7304000072 | CHAIN, W/NUT M6 | 1 | | |

34. Grass catcher section (#1)

LM281

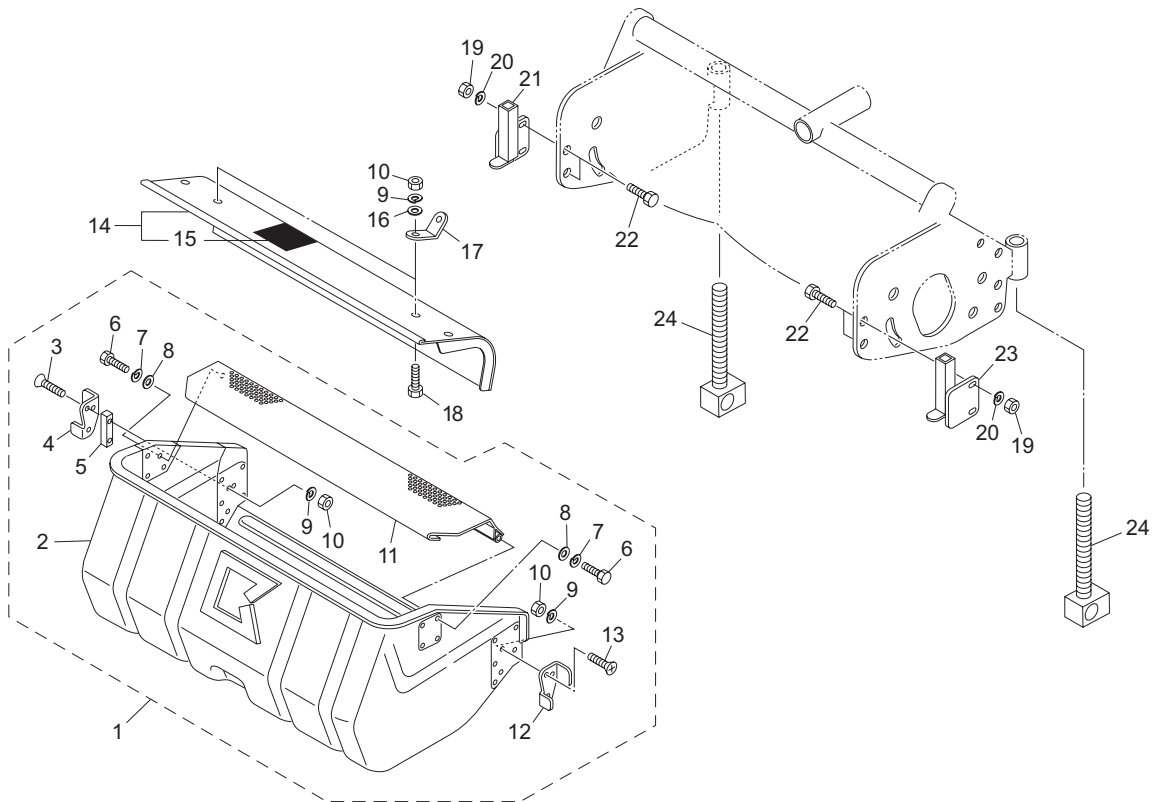


LM281_034_z02

| Cat No. | Code No. | Part name | Qty | Remark | SN of application |
|---------|-------------|---------------------------------|-----|--------|-------------------|
| 34-31 | K1520000130 | HOOK, CHAIN | 1 | | |
| 34-32 | K0000080202 | BOLT, M8-20 | 4 | | |
| 34-33 | K7303000152 | SCREW, ADJUSTING CUTTING HEIGHT | 2 | | |
| 34-34 | K5206000762 | PLATE, RECEIVING L SHAPED | 2 | | |
| | | | | | |
| | | | | | |
| | | | | | |
| | | | | | |
| | | | | | |
| | | | | | |

35. Grass catcher section (#2/#3)

LM281

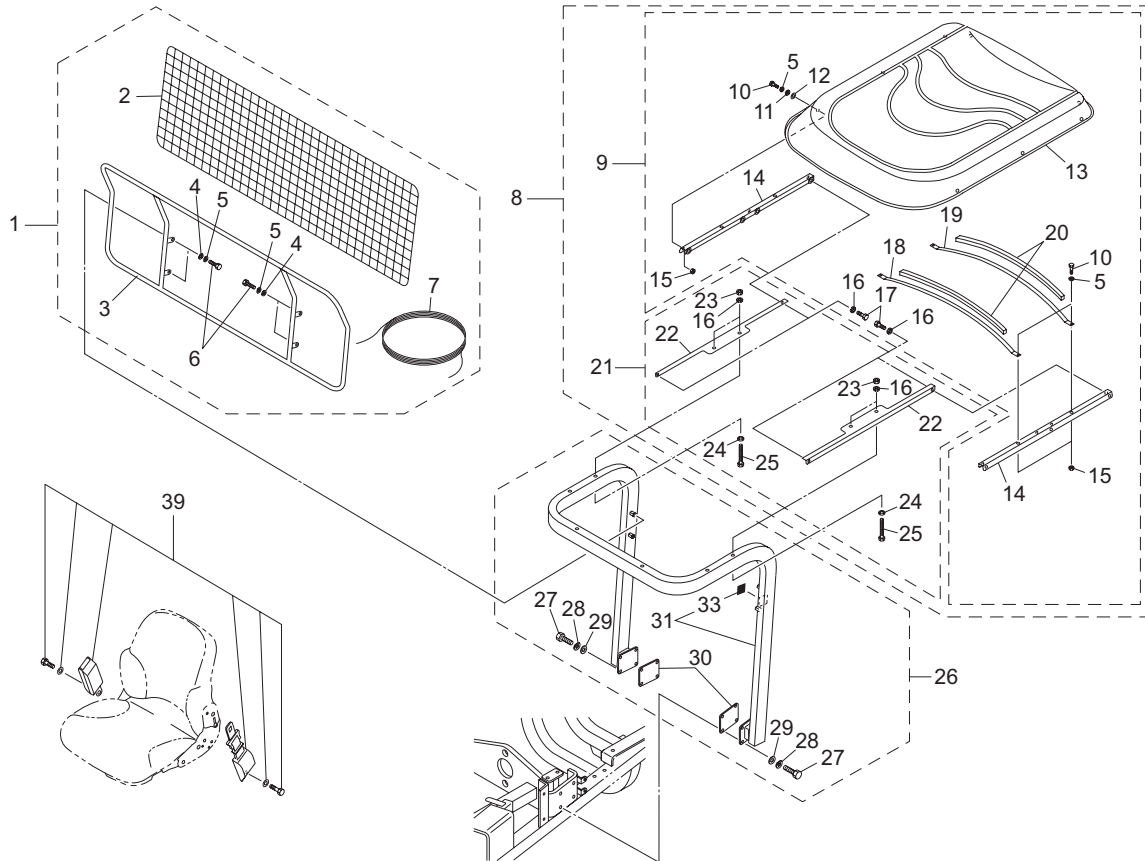


LM281_035_z01

| Cat No. | Code No. | Part name | Qty | Remark | SN of application |
|---------|---------------|---------------------------------|-----|--------|-------------------|
| 35-1 | K8460000010 | GRASS CATCHER ASSY, FRONT | 1 | | |
| 35-2 | K7900000020 | GRASS CATCHER COMP, 660 | 1 | | |
| 35-3 | K0041060352 | SCREW, + FLAT HEAD M6-35 | 2 | | |
| 35-4 | K527600002D | LATCH, (RH) | 1 | | |
| 35-5 | K60900000473 | SPACER | 1 | | |
| 35-6 | K0042080202 | SCREW, + ROUND HEAD M8-20 | 2 | | |
| 35-7 | K0200080002 | WASHER, SPRING M8 | 2 | | |
| 35-8 | K5000080002 | WASHER, M8 | 2 | | |
| 35-9 | K0200060002 | WASHER, SPRING M6 | 6 | | |
| 35-10 | K0100060002 | NUT, M6 | 6 | | |
| 35-11 | K716300005D | COVER, BASKET 675 | 1 | | |
| 35-12 | K527600001D | LATCH, (LH) | 1 | | |
| 35-13 | K0041060202 | SCREW, + FLAT HEAD M6-20 | 2 | | |
| 35-14 | LM283--1901A0 | COVER, REEL W/DECAL (FRONT) | 1 | | |
| 35-15 | K4205001600 | DECAL, CAUTION TO MUTILATION | 1 | | |
| 35-16 | K5000060002 | WASHER, M6 | 2 | | |
| 35-17 | LM318--1304AR | FIXTURE, REEL COVER | 2 | | |
| 35-18 | K0000060152 | BOLT, M6-15 | 2 | | |
| 35-19 | K0100100002 | NUT, M10 | 4 | | |
| 35-20 | K0200100002 | WASHER, SPRING M10 | 4 | | |
| 35-21 | LM318--1311Z2 | MOUNT, GRASS CATCHER (RH) | 1 | | |
| 35-22 | K0000100302 | BOLT, M10-30 | 4 | | |
| 35-23 | LM318--1310Z2 | MOUNT, GRASS CATCHER (LH) | 1 | | |
| 35-24 | K7303000152 | SCREW, ADJUSTING CUTTING HEIGHT | 2 | | |
| | | | | | |

36. Roof Assy section

LM281

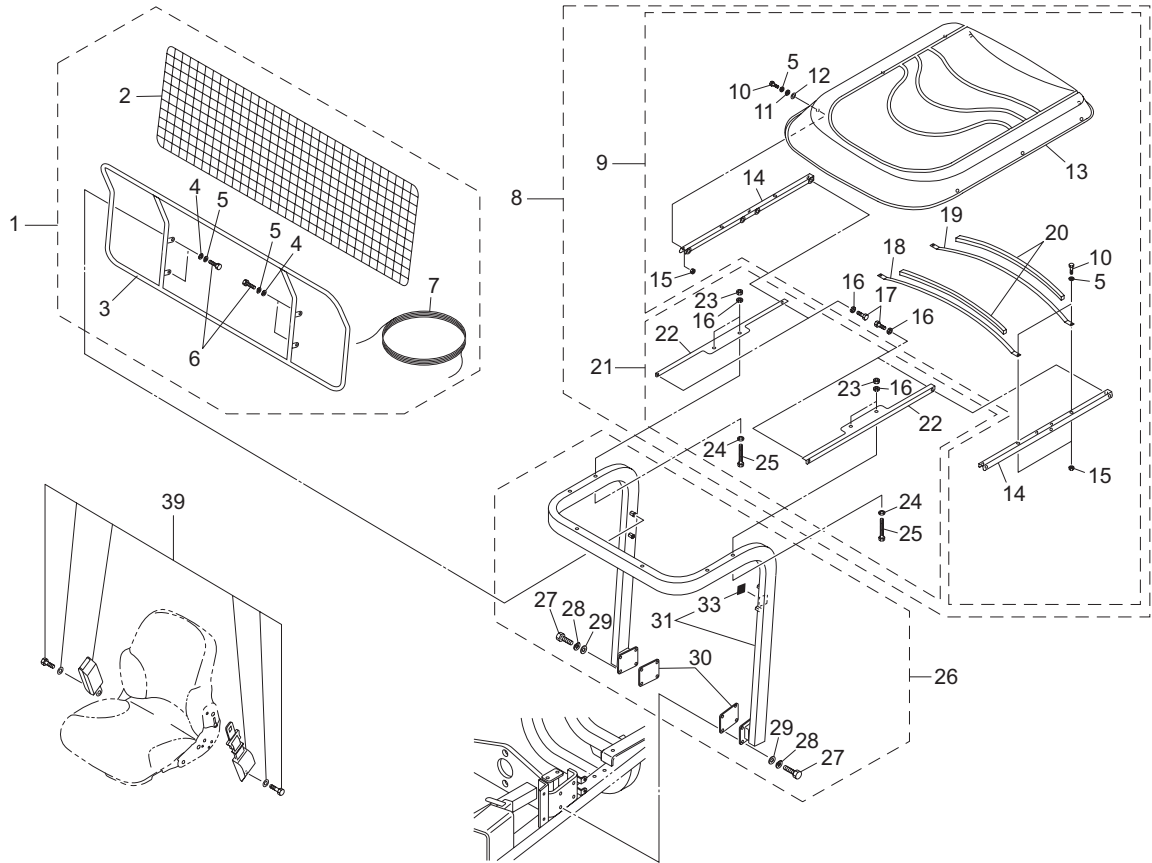


LM281_036_z03

| Cat No. | Code No. | Part name | Qty | Remark | SN of application |
|---------|---------------|-------------------------------|-----|--------|-------------------|
| 36-1 | LM285--1705A0 | PROTECTIVE NET KIT | 1 | | |
| 36-2 | K4130000010 | NET, BALL-PROOF 500*1375 | 1 | | |
| 36-3 | K789900120D | FRAME, FOR BALL PROOF NET | 1 | | |
| 36-4 | K5000080002 | WASHER, M8 | 4 | | |
| 36-5 | K0200080002 | WASHER, SPRING M8 | 14 | | |
| 36-6 | K0000080152 | BOLT, M8-15 | 4 | | |
| 36-7 | K4140000010 | ROPE, 2-6700 | 2 | | |
| 36-8 | K9120000060 | ROOF AND FRAME ASSY | 1 | | |
| 36-9 | K9120000030 | ROOF ASSY | 1 | | |
| 36-10 | K0000080202 | BOLT, M8-20 | 10 | | |
| 36-11 | K5012308322 | WASHER, SPCC 2.3-8-32 | 6 | | |
| 36-12 | K1900000130 | RUBBER, FOR ROOF | 6 | | |
| 36-13 | K1900000080 | ROOF | 1 | | |
| 36-14 | K190000011D | SUPPORT, HOOD | 2 | | |
| 36-15 | K0100080002 | NUT, M8 | 10 | | |
| 36-16 | K0200100002 | WASHER, SPRING M10 | 8 | | |
| 36-17 | K0000100202 | BOLT, M10-20 | 4 | | |
| 36-18 | K190000010D | ARCH, B | 1 | | |
| 36-19 | K190000009D | ARCH, A | 1 | | |
| 36-20 | K1900000120 | SPONGE, URETHANE 20-20840 | 2 | | |
| 36-21 | K9120000050 | BRACKET SET, FOR AWNING FRAME | 1 | | |
| 36-22 | K520500040D | PLATE, FOR FIXING ROOF | 2 | | |
| 36-23 | K0100100002 | NUT, M10 | 4 | | |
| 36-24 | K5000100002 | WASHER, M10 | 4 | | |
| 36-25 | K0000101002 | BOLT, M10-100 | 4 | | |
| 36-26 | LM283--1602B0 | ROPS ASSY, 2 POST | 1 | | |
| 36-27 | K0010120402 | BOLT, HT M12-40 | 8 | | |
| 36-28 | K0200120002 | WASHER, SPRING M12 | 8 | | |
| 36-29 | K5000120002 | WASHER, M12 | 8 | | |
| 36-30 | K640000011D | SPACER | 2 | | |

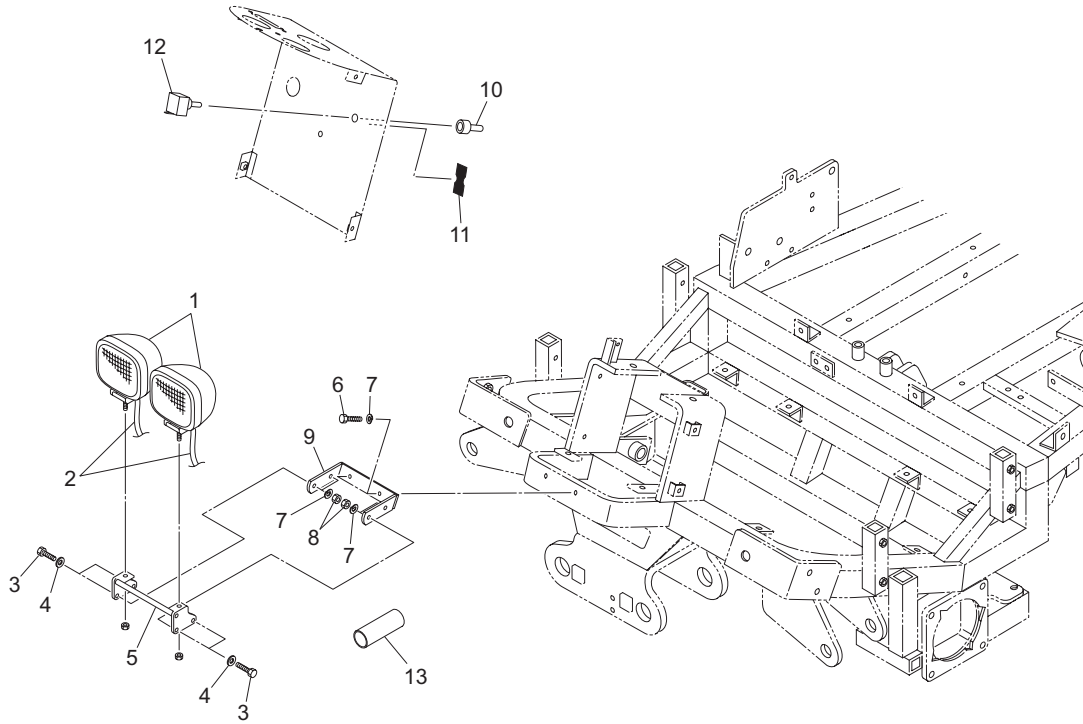
36. Roof Assy section

LM281



LM281_036_z03

| Cat No. | Code No. | Part name | Qty | Remark | SN of application |
|---------|-------------|------------------------------|-----|--------|-------------------|
| 36-31 | K9310000040 | ROPS, 2 POSTS W/ MARK | 1 | | |
| 36-32 | | | | | |
| 36-33 | K4205001710 | DECAL, CAUTION TO ROPS | 1 | | |
| 36-34 | | | | | |
| 36-35 | | | | | |
| 36-36 | | | | | |
| 36-37 | | | | | |
| 36-38 | | | | | |
| 36-39 | K1701000190 | SEATBELT, SEARS WINDING TYPE | 1 | | |
| | | | | | |
| | | | | | |
| | | | | | |
| | | | | | |
| | | | | | |

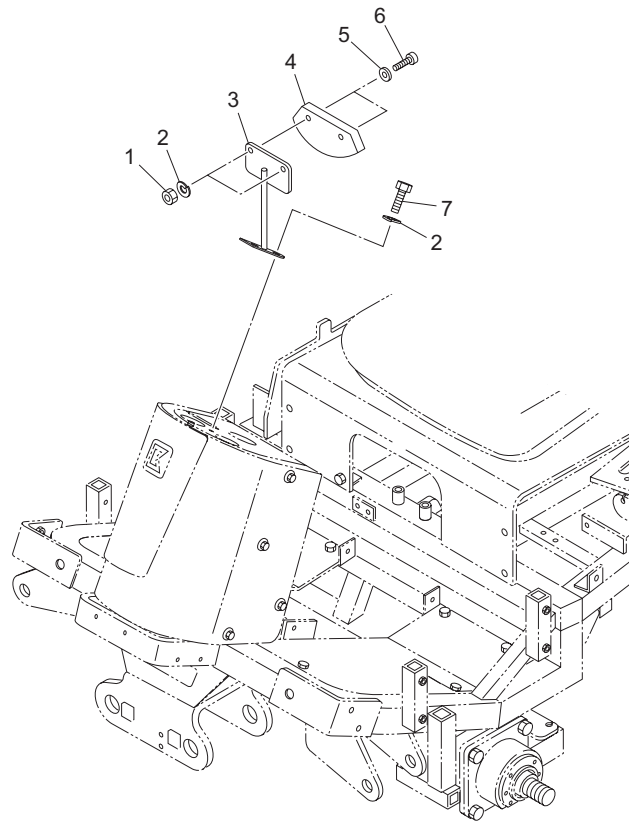


LM281_037_z01

| Cat No. | Code No. | Part name | Qty | Remark | SN of application |
|---------|---------------|------------------------|-----|-----------------------------------|-------------------|
| 37-1 | K3640000070 | LAMP, WORKING WL-B220A | 2 | | |
| 37-2 | K3194001000 | TUBE, CORRUGATED 7-100 | 2 | | |
| 37-3 | K0000080252 | BOLT, M8-25 | 4 | | |
| 37-4 | K5000080002 | WASHER, M8 | 4 | | |
| 37-5 | LM2700-1701ZD | BRACKET, LAMP | 1 | | |
| 37-6 | K0000080152 | BOLT, M8-15 | 2 | | |
| 37-7 | K0200080002 | WASHER, SPRING M8 | 6 | | |
| 37-8 | K0100080002 | NUT, M8 | 4 | | |
| 37-9 | LM285--1102ZD | STAY, LAMP | 1 | | |
| 37-10 | K4031000300 | RUBBER, CAP WD1911 | 1 | | |
| 37-11 | K4203001410 | STICKER, LIGHT SWITCH | 1 | | |
| 37-12 | K3662000060 | SWITCH, TOGGLE ST115AT | 1 | | |
| 37-13 | K3172601500 | HOSE, VINYL 50*57-150 | 1 | Cover for binding hydraulic hoses | |
| | | | | | |
| | | | | | |
| | | | | | |
| | | | | | |

38. Angle gauge section

LM281

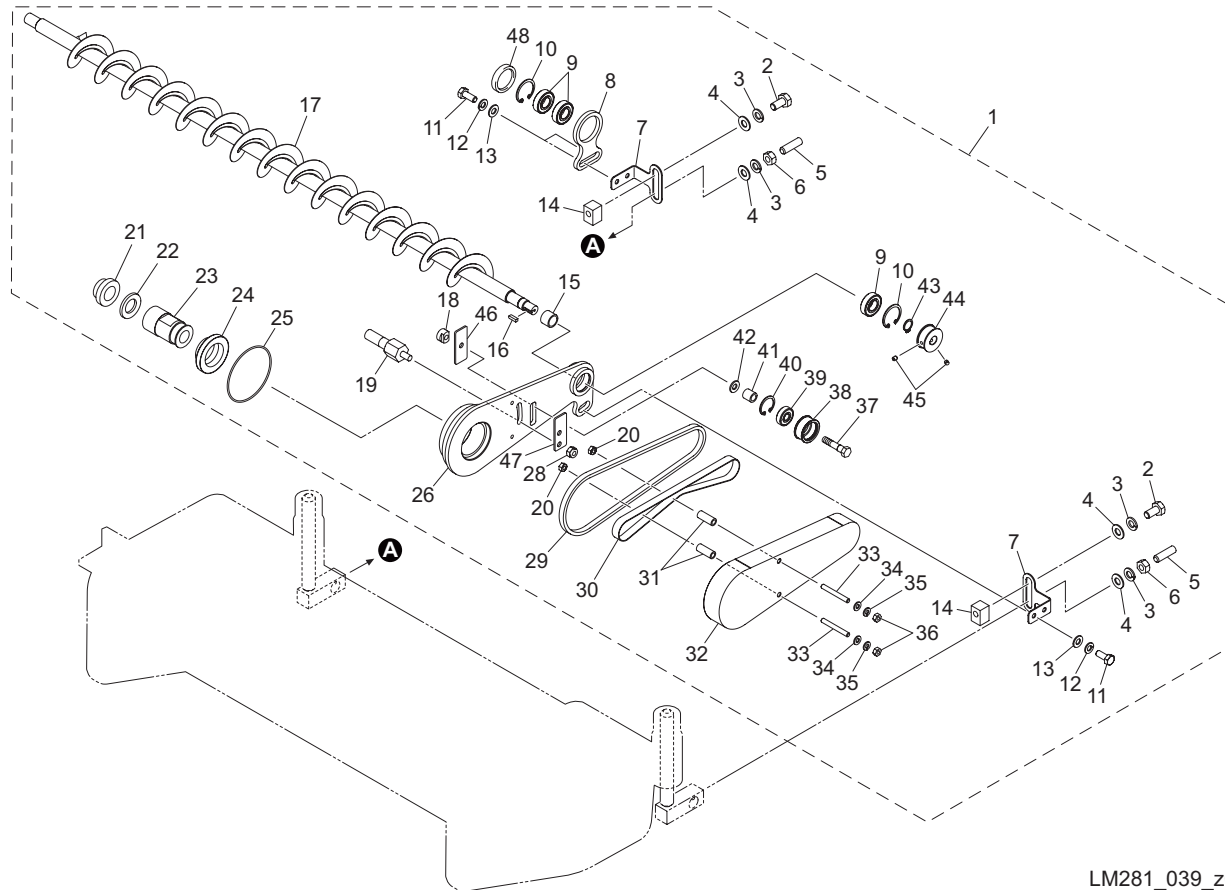


LM281_038_z00

| Cat No. | Code No. | Part name | Qty | Remark | SN of application |
|---------|---------------|----------------------------|-----|--------|-------------------|
| 38-1 | K0100060002 | NUT, M6 | 2 | | |
| 38-2 | K0200060002 | WASHER, SPRING M6 | 4 | | |
| 38-3 | LM285--2201ZD | STAY, GAUGE | 1 | | |
| 38-4 | K3654000020 | LEVEL | 1 | | |
| 38-5 | K5000060002 | WASHER, M6 | 2 | | |
| 38-6 | K0042060252 | SCREW, + ROUND HEAD M6-25 | 2 | | |
| 38-7 | K0060060120 | BOLT, SUS W/HEX HOLE M6-12 | 2 | | |
| | | | | | |
| | | | | | |
| | | | | | |
| | | | | | |
| | | | | | |
| | | | | | |

39. CR brush section 30inch (#1)

LM281

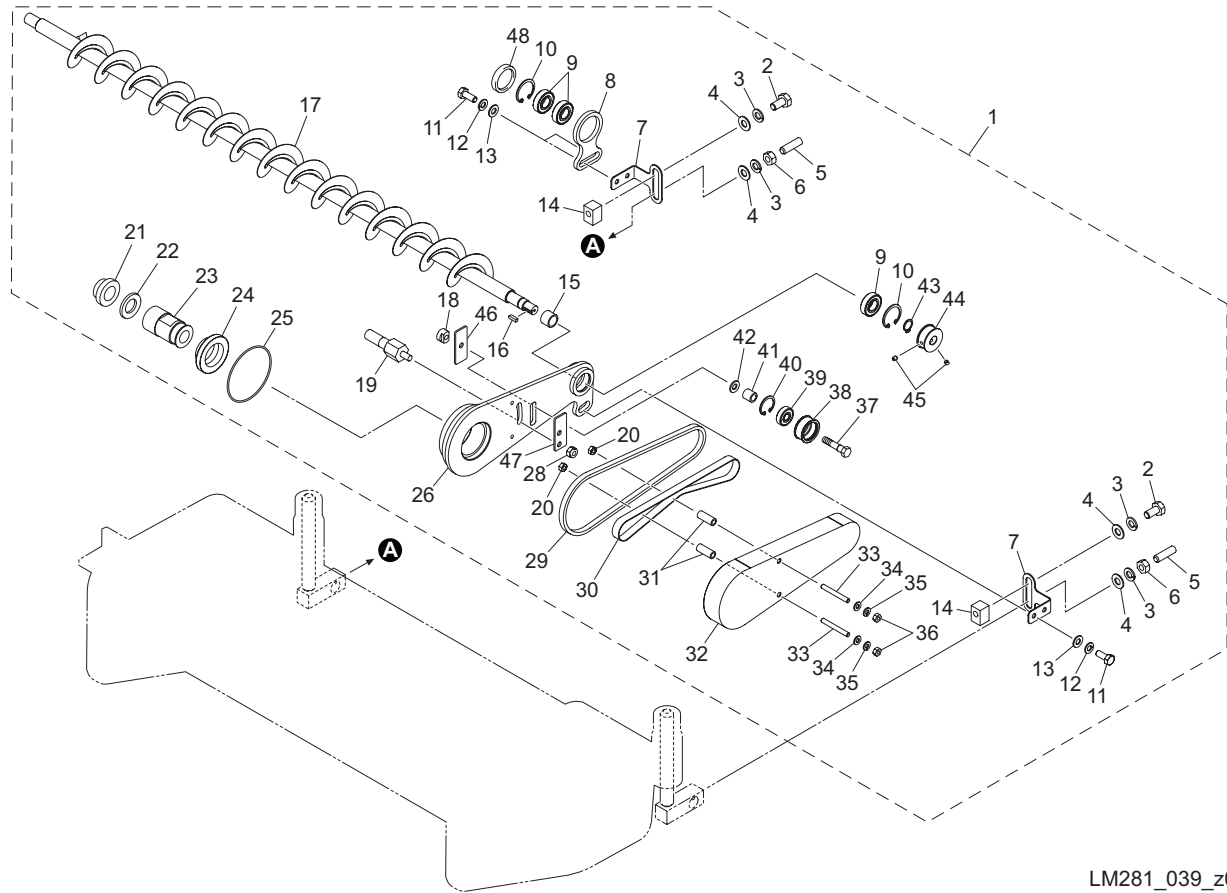


LM281_039_z02

| Cat No. | Code No. | Part name | Qty | Remark | SN of application |
|---------|---------------|---------------------------------|-----|--------------|-------------------|
| 39-1 | LM281--3006A0 | BRUSH COMP, CR 30 (LH) | 1 | for #1 Mower | |
| 39-2 | K0000100202 | BOLT, M10-20 | 2 | | |
| 39-3 | K0200100002 | WASHER, SPRING M10 | 4 | | |
| 39-4 | K5000100002 | WASHER, M10 | 4 | | |
| 39-5 | K0023100351 | SETSCREW, M10-35 | 2 | | |
| 39-6 | K0100100002 | NUT, M10 | 2 | | |
| 39-7 | LM2400-2406ZD | ADJUSTER, BRUSH | 2 | | |
| 39-8 | LM2400-2403AD | HOUSING, BRUSH | 1 | | |
| 39-9 | K0612060020 | BEARING, BALL SEAL 2RD 6002 | 3 | | |
| 39-10 | K0402032001 | RING, RETAINING R M32 | 2 | | |
| 39-11 | K0000080202 | BOLT, M8-20 | 3 | | |
| 39-12 | K0200080002 | WASHER, SPRING M8 | 3 | | |
| 39-13 | K5000080002 | WASHER, M8 | 3 | | |
| 39-14 | LM2400-2412Z2 | SCREW, ADJUSTING CUTTING HEIGHT | 2 | | |
| 39-15 | LM2400-2411Z2 | COLLAR, 15-19-14 | 1 | | |
| 39-16 | K0520404140 | KEY, ROUND/SQUARE, M4-414 | 1 | | |
| 39-17 | K4150000290 | BRUSH, CR 30 | 1 | | |
| 39-18 | LM2700-4109Z2 | BASE, SCREW | 1 | | |
| 39-19 | LM2400-2409Z2 | BOLT, AXIS | 1 | | |
| 39-20 | K0100060002 | NUT, M6 | 2 | | |
| 39-21 | LM2400-2408Z2 | COLLAR, STEPPED | 1 | | |
| 39-22 | K0212200002 | WASHER, DISK SPRING 1L M20 | 1 | | |
| 39-23 | LM2400-2407Z2 | PULLEY, DRIVING 30 | 1 | | |
| 39-24 | K0823555080 | OIL SEAL, MHSA355508 | 1 | | |
| 39-25 | K0885080000 | O-RING, S80 | 1 | | |
| 39-26 | LM2400-2402ZD | FRAME, BRUSH (LH) | 1 | | |
| 39-27 | | | | | |
| 39-28 | K0144080002 | NUT, W/F-RING M8 | 1 | | |
| 39-29 | LM2700-4123Z0 | RUBBER, 8U-615 | 1 | | |
| 39-30 | K2380000030 | BELT, F STAR 10FL-500 | 1 | | |

39. CR brush section 30inch (#1)

LM281

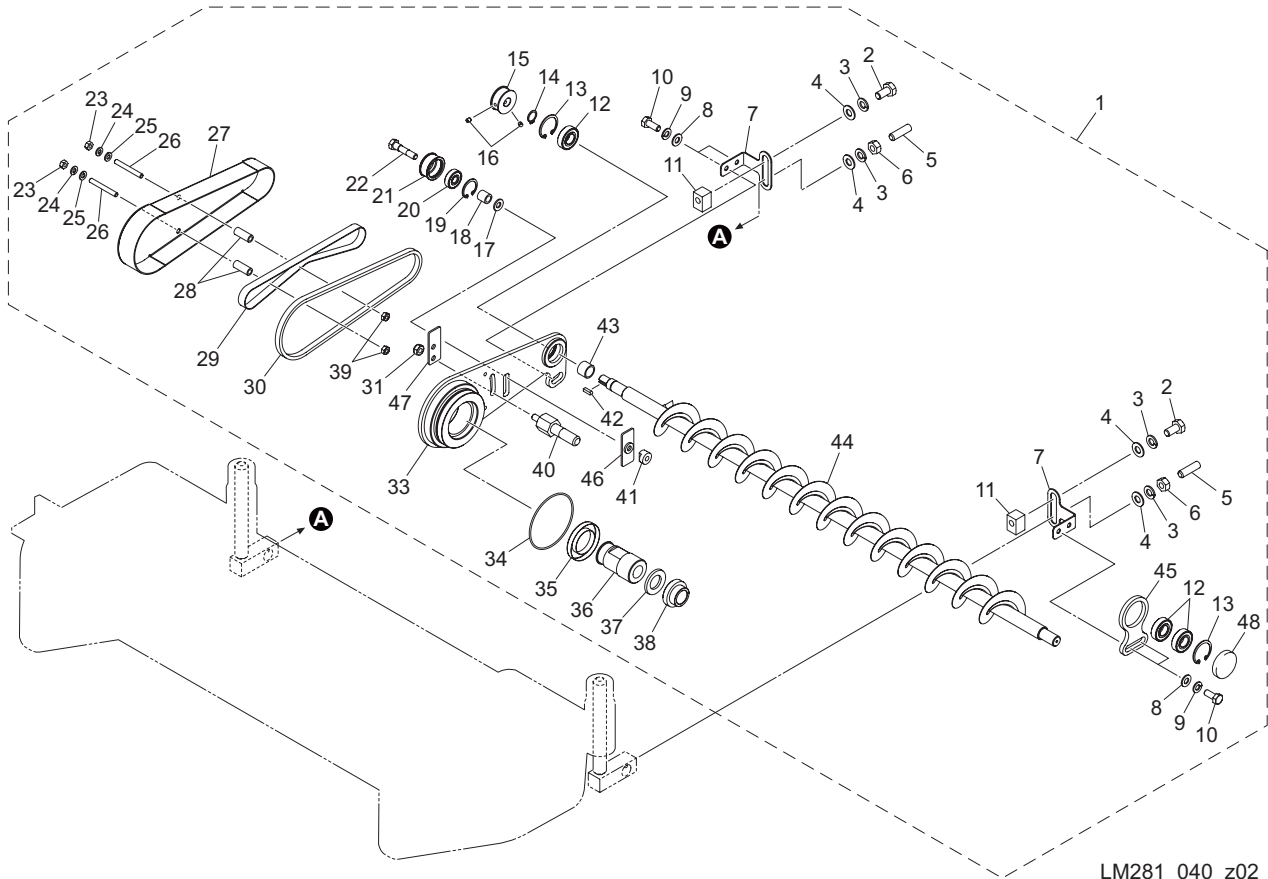


LM281_039_z02

| Cat No. | Code No. | Part name | Qty | Remark | SN of application |
|---------|---------------|----------------------------|-----|--------|-------------------|
| 39-31 | K6211000492 | COLLAR, SGP M6.5-10.5-26.4 | 2 | | |
| 39-32 | LM2400-2405ZD | COVER, BELT | 1 | | |
| 39-33 | K0023060502 | SETSCREW, M6-50 | 2 | | |
| 39-34 | K0200060002 | WASHER, SPRING M6 | 2 | | |
| 39-35 | K5000060002 | WASHER, M6 | 2 | | |
| 39-36 | K0100060002 | NUT, M6 | 2 | | |
| 39-37 | LM2700-4111Z8 | BOLT, SPECIAL M8 | 1 | | |
| 39-38 | LM2700-4108Z2 | PULLEY, TENSION 1232 | 1 | | |
| 39-39 | K0608006290 | BEARING, BALL SEAL 2RS 629 | 1 | | |
| 39-40 | K0402026001 | RING, RETAINING R M26 | 1 | | |
| 39-41 | K6211000482 | COLLAR, SGP M9.2-13.8-14 | 1 | | |
| 39-42 | K0213080002 | WASHER, DISK SPRING 1H M8 | 1 | | |
| 39-43 | K0401015001 | RING, RETAINING S M15 | 1 | | |
| 39-44 | LM2400-2410A2 | PULLEY, BRUSH SHAFT | 1 | | |
| 39-45 | K0023050061 | SETSCREW, M5-6 | 2 | | |
| 39-46 | LH669L-1206Z2 | PLATE | 1 | | |
| 39-47 | LS66---4205Z2 | PLATE, DUST-PROOF | 1 | | |
| 39-48 | K0890000040 | CAP, RUBBER 32 | 1 | | |
| | | | | | |
| | | | | | |

40. CR brush section 26inch (#2)

LM281

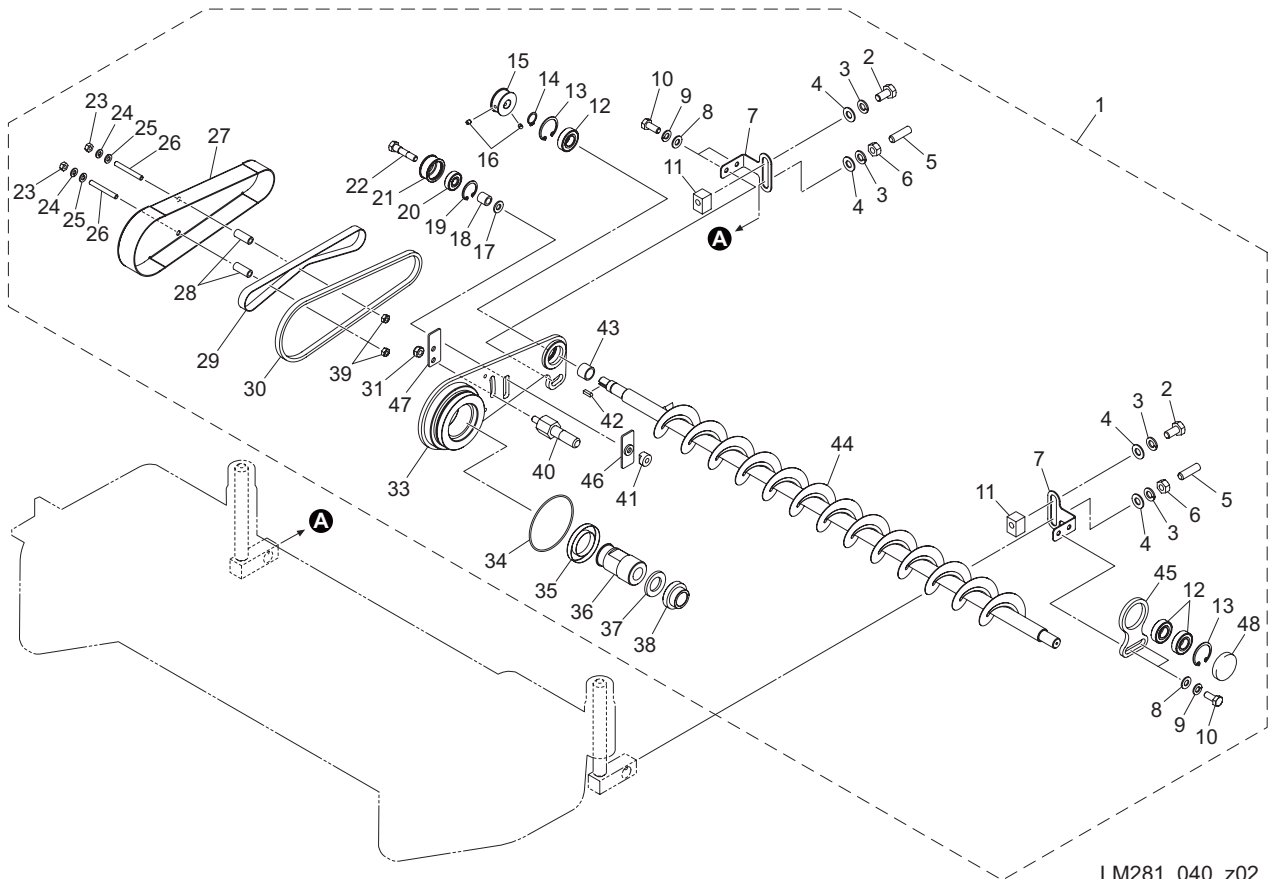


LM281_040_z02

| Cat No. | Code No. | Part name | Qty | Remark | SN of application |
|---------|---------------|---------------------------------|-----|--------------|-------------------|
| 40-1 | LM2400-2441A0 | CR BRUSH COMP, 26 (RH) | 1 | for #2 Mower | |
| 40-2 | K0000100202 | BOLT, M10-20 | 2 | | |
| 40-3 | K0200100002 | WASHER, SPRING M10 | 4 | | |
| 40-4 | K5000100002 | WASHER, M10 | 4 | | |
| 40-5 | K0023100351 | SETSCREW, M10-35 | 2 | | |
| 40-6 | K0100100002 | NUT, M10 | 2 | | |
| 40-7 | LM2400-2406ZD | ADJUSTER, BRUSH | 2 | | |
| 40-8 | K5000080002 | WASHER, M8 | 3 | | |
| 40-9 | K0200080002 | WASHER, SPRING M8 | 3 | | |
| 40-10 | K0000080202 | BOLT, M8-20 | 3 | | |
| 40-11 | LM2400-2412Z2 | SCREW, ADJUSTING CUTTING HEIGHT | 2 | | |
| 40-12 | K0612060020 | BEARING, BALL SEAL 2RD 6002 | 3 | | |
| 40-13 | K0402032001 | RING, RETAINING R M32 | 2 | | |
| 40-14 | K0401015001 | RING, RETAINING S M15 | 1 | | |
| 40-15 | LM2400-2410A2 | PULLEY, BRUSH SHAFT | 1 | | |
| 40-16 | K0023050061 | SETSCREW, M5-6 | 2 | | |
| 40-17 | K0213080002 | WASHER, DISK SPRING 1H M8 | 1 | | |
| 40-18 | K6211000482 | COLLAR, SGP M9.2-13.8-14 | 1 | | |
| 40-19 | K0402026001 | RING, RETAINING R M26 | 1 | | |
| 40-20 | K0608006290 | BEARING, BALL SEAL 2RS 629 | 1 | | |
| 40-21 | LM2700-4108Z2 | PULLEY, TENSION 1232 | 1 | | |
| 40-22 | LM2700-4111Z8 | BOLT, SPECIAL M8 | 1 | | |
| 40-23 | K0100060002 | NUT, M6 | 2 | | |
| 40-24 | K5000060002 | WASHER, M6 | 2 | | |
| 40-25 | K0200060002 | WASHER, SPRING M6 | 2 | | |
| 40-26 | K0023060502 | SETSCREW, M6-50 | 2 | | |
| 40-27 | LM2400-2405ZD | COVER, BELT | 1 | | |
| 40-28 | K6211000492 | COLLAR, SGP M6.5-10.5-26.4 | 2 | | |
| 40-29 | K2380000030 | BELT, F STAR 10FL-500 | 1 | | |
| 40-30 | LM2700-4123Z0 | RUBBER, 8U-615 | 1 | | |

40. CR brush section 26inch (#2)

LM281

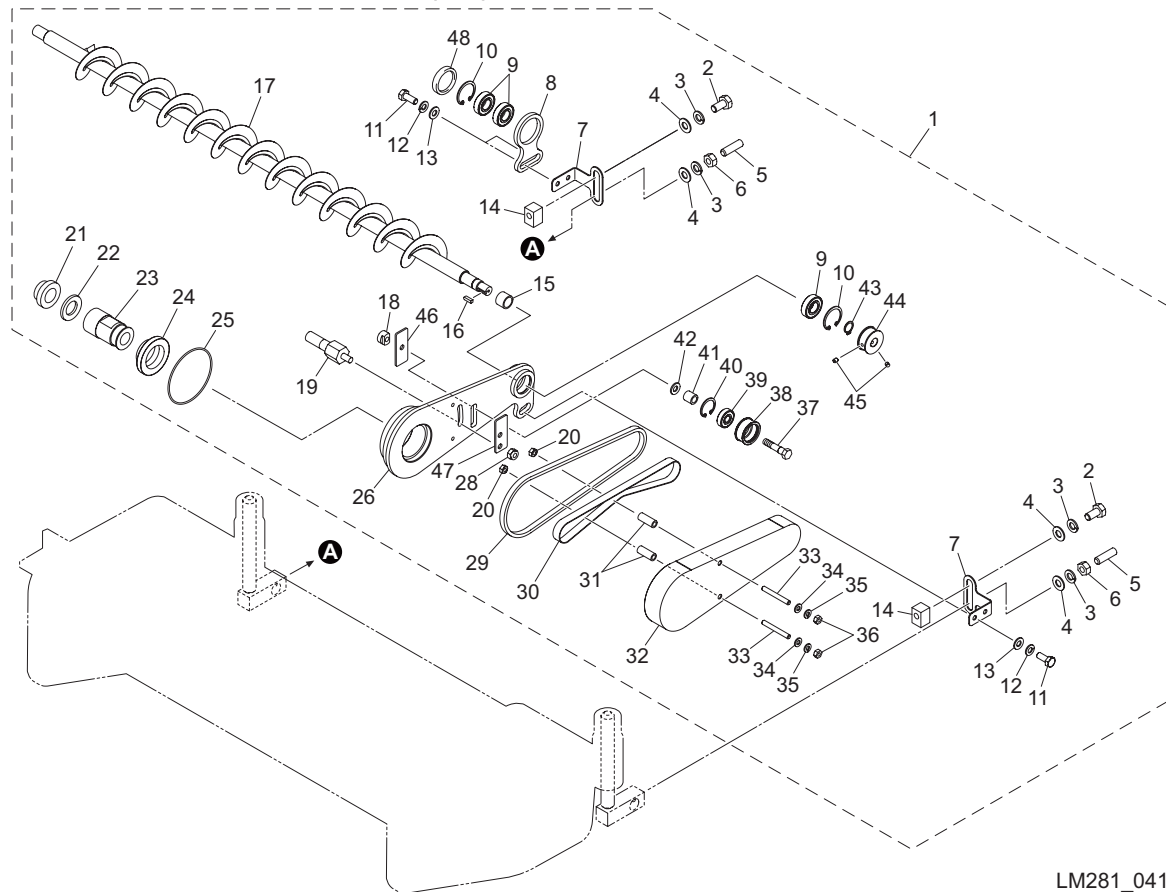


LM281_040_z02

| Cat No. | Code No. | Part name | Qty | Remark | SN of application |
|---------|---------------|----------------------------|-----|--------|-------------------|
| 40-31 | K0144080002 | NUT, W/F-RING M8 | 1 | | |
| 40-32 | | | | | |
| 40-33 | LM2400-2404ZD | FRAME, BRUSH (RH) | 1 | | |
| 40-34 | K0885080000 | O-RING, S80 | 1 | | |
| 40-35 | K0823555080 | OIL SEAL, MHS355508 | 1 | | |
| 40-36 | LM2400-2407Z2 | PULLEY, DRIVING 30 | 1 | | |
| 40-37 | K0212200002 | WASHER, DISK SPRING 1L M20 | 1 | | |
| 40-38 | LM2400-2408Z2 | COLLAR, STEPPED | 1 | | |
| 40-39 | K0100060002 | NUT, M6 | 2 | | |
| 40-40 | LM2400-2409Z2 | BOLT, AXIS | 1 | | |
| 40-41 | LM2700-4109Z2 | BASE, SCREW | 1 | | |
| 40-42 | K0520404140 | KEY, ROUND/SQUARE, M4-414 | 1 | | |
| 40-43 | LM2400-2411Z2 | COLLAR, 15-19-14 | 1 | | |
| 40-44 | K4150000280 | BRUSH, CR 26 | 1 | | |
| 40-45 | LM2400-2403AD | HOUSING, BRUSH | 1 | | |
| 40-46 | LH669L-1206Z2 | PLATE | 1 | | |
| 40-47 | LS66---4205Z2 | PLATE, DUST-PROOF | 1 | | |
| 40-48 | K0890000040 | CAP, RUBBER 32 | 1 | | |
| | | | | | |
| | | | | | |

41. CR brush section 26inch (#3)

LM281

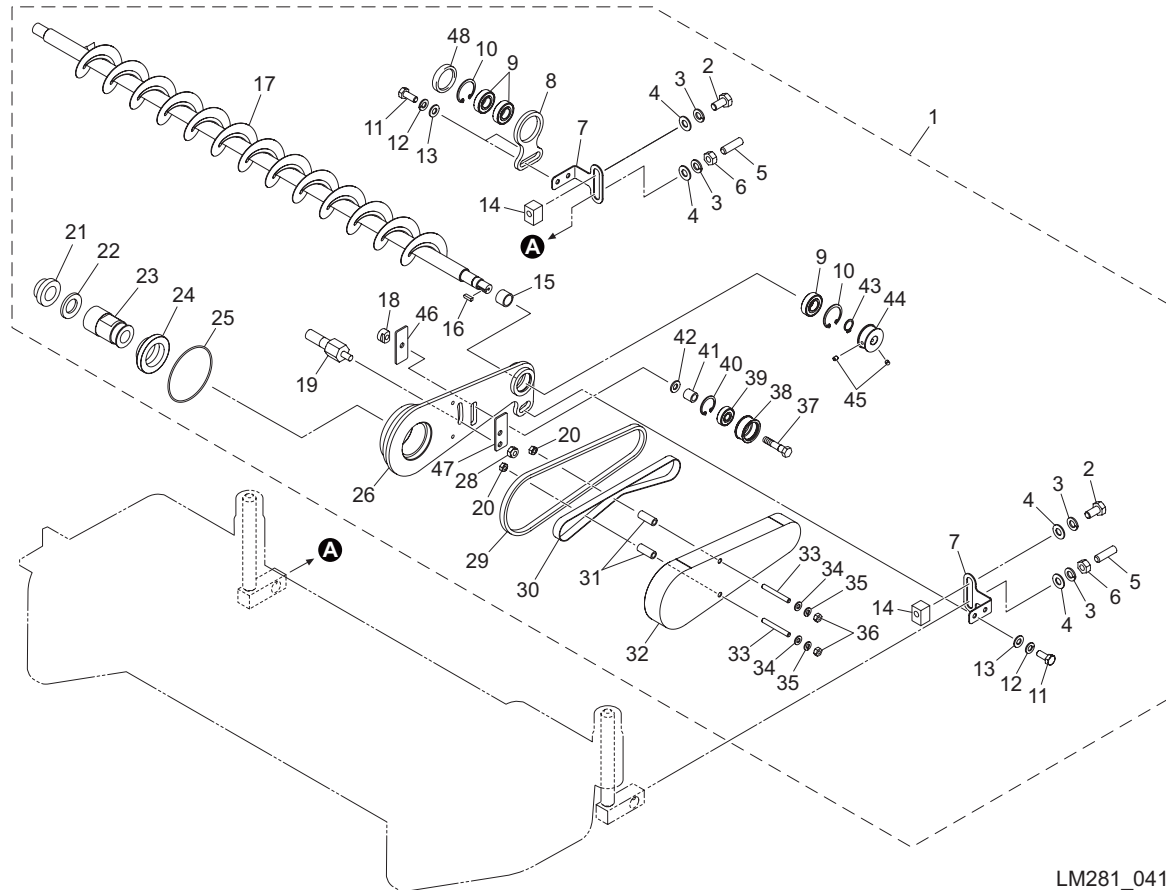


LM281_041_z02

| Cat No. | Code No. | Part name | Qty | Remark | SN of application |
|---------|---------------|---------------------------------|-----|--------------|-------------------|
| 41-1 | LM2400-2440A0 | CR BRUSH COMP, 26 (LH) | 1 | for #3 Mower | |
| 41-2 | K0000100202 | BOLT, M10-20 | 2 | | |
| 41-3 | K0200100002 | WASHER, SPRING M10 | 4 | | |
| 41-4 | K5000100002 | WASHER, M10 | 4 | | |
| 41-5 | K0023100351 | SETSCREW, M10-35 | 2 | | |
| 41-6 | K0100100002 | NUT, M10 | 2 | | |
| 41-7 | LM2400-2406ZD | ADJUSTER, BRUSH | 2 | | |
| 41-8 | LM2400-2403AD | HOUSING, BRUSH | 1 | | |
| 41-9 | K0612060020 | BEARING, BALL SEAL 2RD 6002 | 3 | | |
| 41-10 | K0402032001 | RING, RETAINING R M32 | 2 | | |
| 41-11 | K0000080202 | BOLT, M8-20 | 3 | | |
| 41-12 | K0200080002 | WASHER, SPRING M8 | 3 | | |
| 41-13 | K5000080002 | WASHER, M8 | 3 | | |
| 41-14 | LM2400-2412Z2 | SCREW, ADJUSTING CUTTING HEIGHT | 2 | | |
| 41-15 | LM2400-2411Z2 | COLLAR, 15-19-14 | 1 | | |
| 41-16 | K0520404140 | KEY, ROUND/SQUARE, M4-414 | 1 | | |
| 41-17 | K4150000280 | BRUSH, CR 26 | 1 | | |
| 41-18 | LM2700-4109Z2 | BASE, SCREW | 1 | | |
| 41-19 | LM2400-2409Z2 | BOLT, AXIS | 1 | | |
| 41-20 | K0100060002 | NUT, M6 | 2 | | |
| 41-21 | LM2400-2408Z2 | COLLAR, STEPPED | 1 | | |
| 41-22 | K0212200002 | WASHER, DISK SPRING 1L M20 | 1 | | |
| 41-23 | LM2400-2407Z2 | PULLEY, DRIVING 30 | 1 | | |
| 41-24 | K0823555080 | OIL SEAL, MHSA3555080 | 1 | | |
| 41-25 | K0885080000 | O-RING, S80 | 1 | | |
| 41-26 | LM2400-2402ZD | FRAME, BRUSH (LH) | 1 | | |
| 41-27 | | | | | |
| 41-28 | K0144080002 | NUT, W/F-RING M8 | 1 | | |
| 41-29 | LM2700-4123Z0 | RUBBER, 8U-615 | 1 | | |
| 41-30 | K2380000030 | BELT, F STAR 10FL-500 | 1 | | |

41. CR brush section 26inch (#3)

LM281

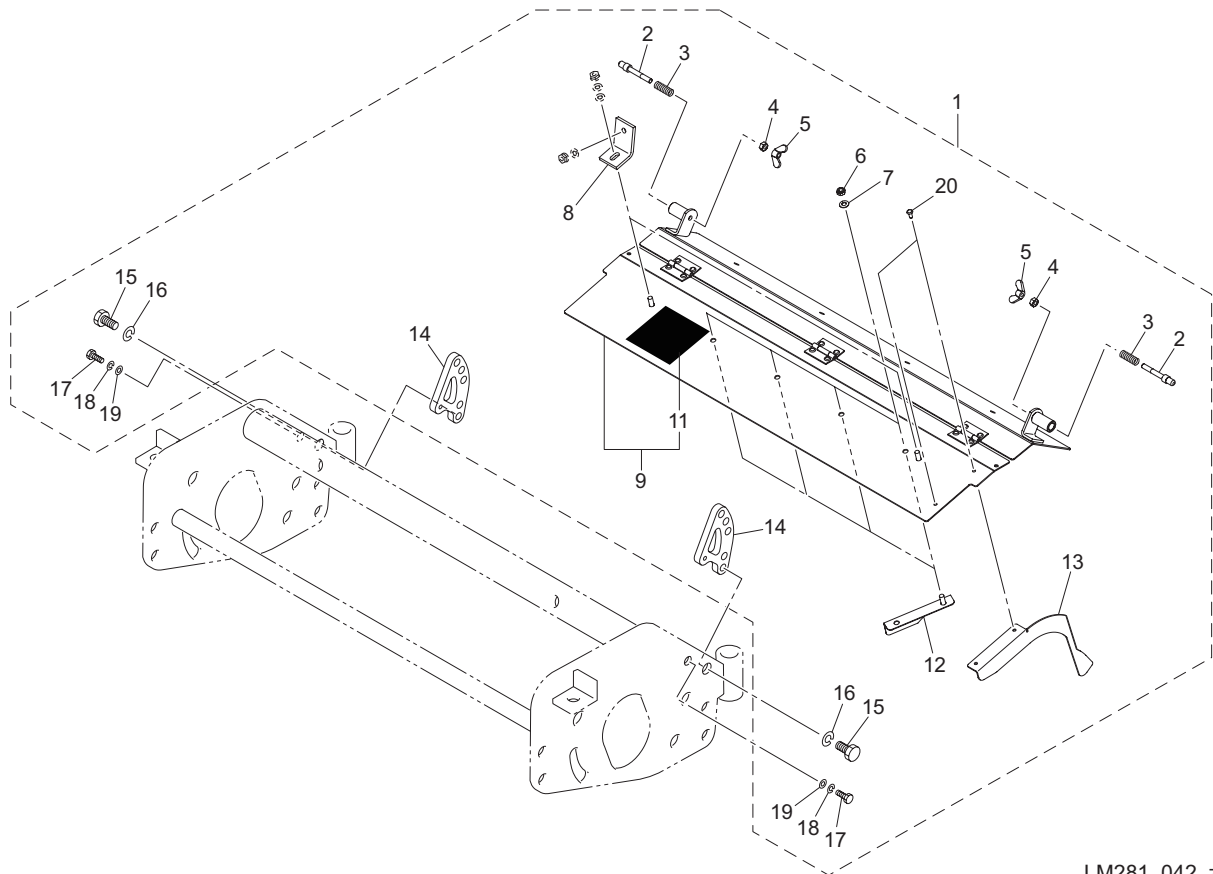


LM281_041_z02

| Cat No. | Code No. | Part name | Qty | Remark | SN of application |
|---------|---------------|----------------------------|-----|--------|-------------------|
| 41-31 | K6211000492 | COLLAR, SGP M6.5-10.5-26.4 | 2 | | |
| 41-32 | LM2400-2405ZD | COVER, BELT | 1 | | |
| 41-33 | K0023060502 | SETSCREW, M6-50 | 2 | | |
| 41-34 | K0200060002 | WASHER, SPRING M6 | 2 | | |
| 41-35 | K5000060002 | WASHER, M6 | 2 | | |
| 41-36 | K0100060002 | NUT, M6 | 2 | | |
| 41-37 | LM2700-4111Z8 | BOLT, SPECIAL M8 | 1 | | |
| 41-38 | LM2700-4108Z2 | PULLEY, TENSION 1232 | 1 | | |
| 41-39 | K0608006290 | BEARING, BALL SEAL 2RS 629 | 1 | | |
| 41-40 | K0402026001 | RING, RETAINING R M26 | 1 | | |
| 41-41 | K6211000482 | COLLAR, SGP M9.2-13.8-14 | 1 | | |
| 41-42 | K0213080002 | WASHER, DISK SPRING 1H M8 | 1 | | |
| 41-43 | K0401015001 | RING, RETAINING S M15 | 1 | | |
| 41-44 | LM2400-2410A2 | PULLEY, BRUSH SHAFT | 1 | | |
| 41-45 | K0023050061 | SETSCREW, M5-6 | 2 | | |
| 41-46 | LH669L-1206Z2 | PLATE | 1 | | |
| 41-47 | LS66---4205Z2 | PLATE, DUST-PROOF | 1 | | |
| 41-48 | K0890000040 | CAP, RUBBER 32 | 1 | | |
| | | | | | |
| | | | | | |

42. Variable reel cover section (30inch)

LM281

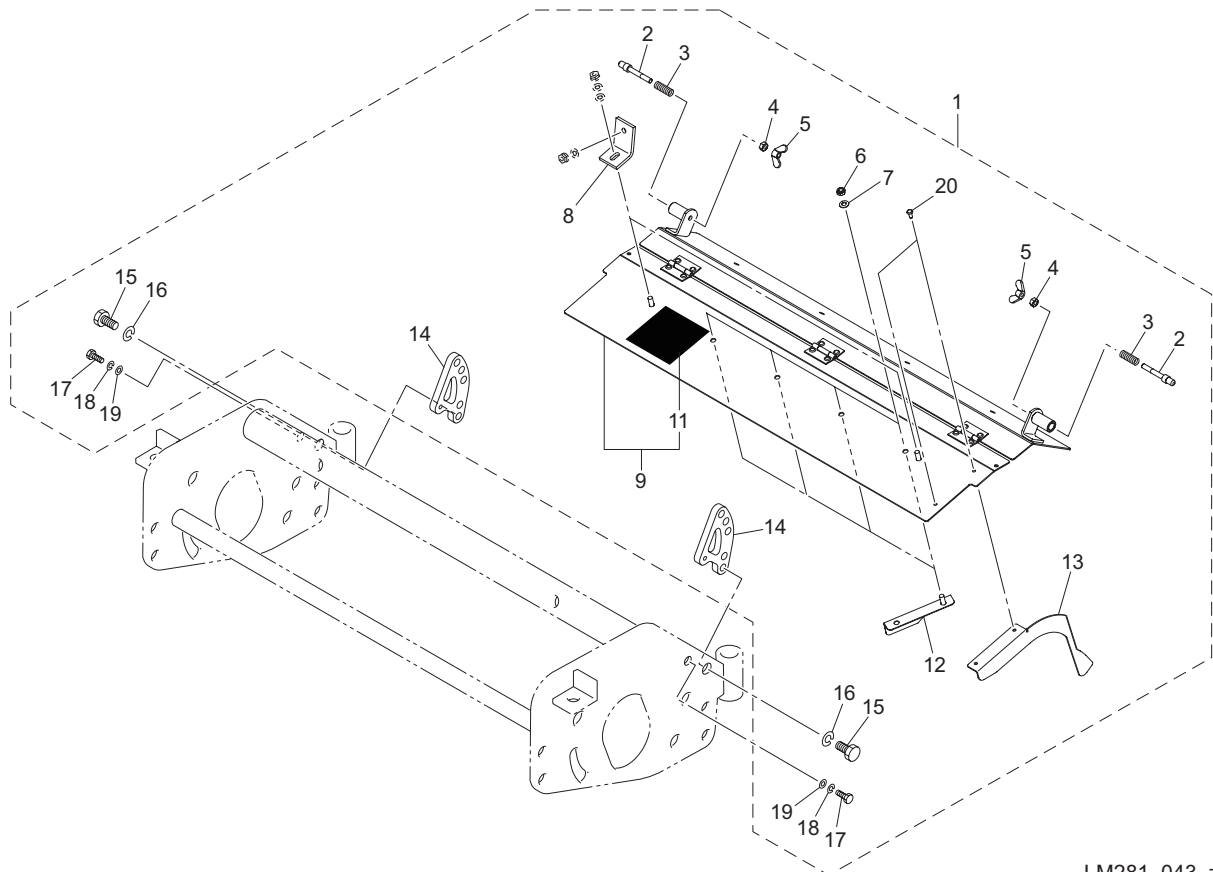


LM281_042_z01

| Cat No. | Code No. | Part name | Qty | Remark | SN of application |
|---------|---------------|--------------------------------------|-----|--------------|-------------------|
| 42-1 | LM281--3003Z0 | COVER COMP, REEL VARIABLE 30 W/DECAL | 1 | for #1 Mower | |
| 42-2 | LM526--1103Z2 | PIN, LOCKING | 2 | | |
| 42-3 | K1000000260 | SPRING, COMPRESSION M0.7-8.4-25 | 2 | | |
| 42-4 | K0100060002 | NUT, M6 | 2 | | |
| 42-5 | K0141060002 | NUT, WING M6-3 | 2 | | |
| 42-6 | K0144060002 | NUT, W/F-RING M6 | 4 | | |
| 42-7 | K0213060001 | WASHER, DISK SPRING 1H M6 | 4 | | |
| 42-8 | LM526A-1103ZR | MOUNT, COVER | 2 | | |
| 42-9 | LM281--3004Z0 | COVER, REEL VARIABLE 30 W/DECAL | 1 | | |
| 42-10 | | | | | |
| 42-11 | K4205001600 | DECAL, CAUTION TO MUTILATION | 1 | | |
| 42-12 | LM526A-1104AR | FIN | 4 | | |
| 42-13 | LM526A-1102ZR | COVER, AUXILIARY | 1 | | |
| 42-14 | LM2400-2446ZR | ADJUSTER, FOR VARIABLE REEL COVER | 2 | | |
| 42-15 | K0000100152 | BOLT, M10-15 | 2 | | |
| 42-16 | K0200100002 | WASHER, SPRING M10 | 2 | | |
| 42-17 | K0000060152 | BOLT, M6-15 | 2 | | |
| 42-18 | K0200060002 | WASHER, SPRING M6 | 2 | | |
| 42-19 | K5000060002 | WASHER, M6 | 2 | | |
| 42-20 | K4510615120 | RIVET, BLIND AVEX 1661-0512 | 2 | | |
| | | | | | |
| | | | | | |

43. Variable reel cover section (26inch)

LM281



LM281_043_z01

| Cat No. | Code No. | Part name | Qty | Remark | SN of application |
|---------|---------------|-----------------------------------|-----|------------------|-------------------|
| 43-1 | LM2400-2445Z0 | COVER COMP, REEL VARIABLE | 2 | for #2, #3 Mower | |
| 43-2 | LM526--1103Z2 | PIN, LOCKING | 4 | | |
| 43-3 | K1000000260 | SPRING, COMPRESSION M0.7-8.4-25 | 4 | | |
| 43-4 | K0100060002 | NUT, M6 | 4 | | |
| 43-5 | K0141060002 | NUT, WING M6-3 | 4 | | |
| 43-6 | K0144060002 | NUT, W/F-RING M6 | 8 | | |
| 43-7 | K0213060001 | WASHER, DISK SPRING 1H M6 | 8 | | |
| 43-8 | LM526A-1103ZR | MOUNT, COVER | 4 | | |
| 43-9 | LM2400-2421Z0 | COVER, REEL VARIABLE W/DECAL | 2 | | |
| 43-10 | | | | | |
| 43-11 | K4205001600 | DECAL, CAUTION TO MUTILATION | 2 | | |
| 43-12 | LM526A-1104AR | FIN | 8 | | |
| 43-13 | LM526A-1102ZR | COVER, AUXILIARY | 2 | | |
| 43-14 | LM2400-2446ZR | ADJUSTER, FOR VARIABLE REEL COVER | 4 | | |
| 43-15 | K0000100152 | BOLT, M10-15 | 4 | | |
| 43-16 | K0200100002 | WASHER, SPRING M10 | 4 | | |
| 43-17 | K0000060152 | BOLT, M6-15 | 4 | | |
| 43-18 | K0200060002 | WASHER, SPRING M6 | 4 | | |
| 43-19 | K5000060002 | WASHER, M6 | 4 | | |
| 43-20 | K4510615120 | RIVET, BLIND AVEX 1661-0512 | 4 | | |
| | | | | | |
| | | | | | |

BARONESS[®]
Quality on Demand

 **KYOEISHA CO., LTD.**
Head Office 1-26, Miyuki-cho, Toyokawa-city, Tel :+81-533-84-1390
Aichi-pref, 442-8530 JAPAN Fax :+81-533-84-1220