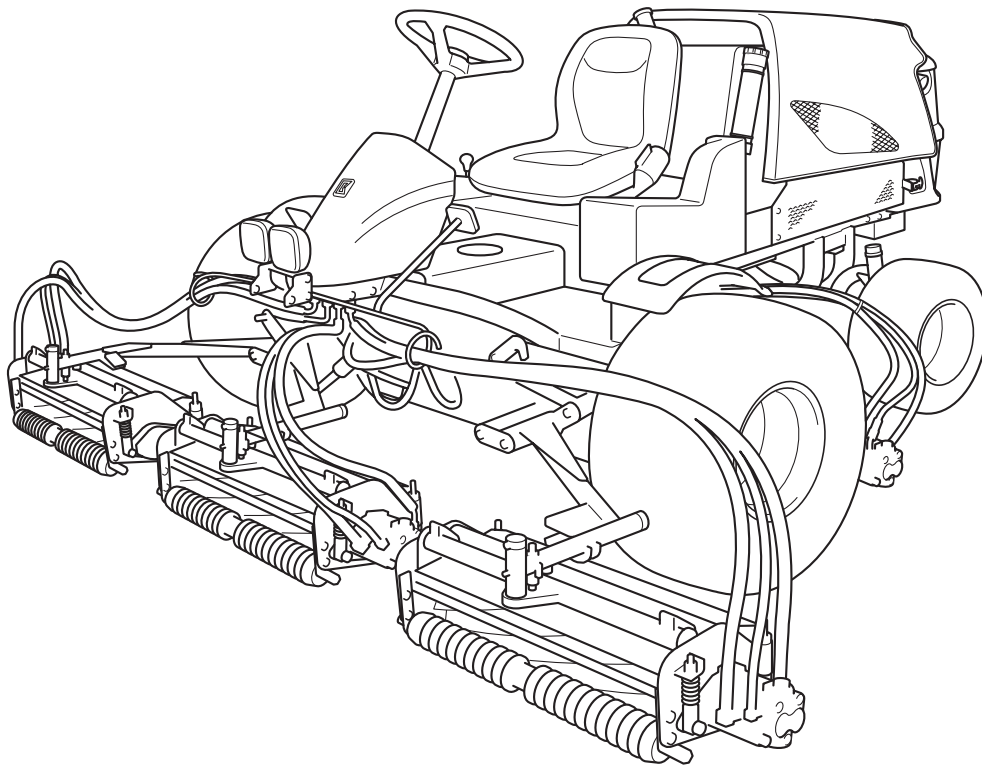


LM2400

5-Unit Fairway Mower

Parts catalog



BARONESS[®]

Quality on Demand

Serial No.10001-

Ver.1.0

Greeting

Thank you for purchasing Baroness machine.

This machine has been shipped from the factory after comprehensive test runs and inspections. However, the optimum performance of the machine depends on how you use and maintain it, including routine inspections, adjustments, and fuel supplies before and after the operation.

We hope you will use the machine safely, and take advantage of its best performance.

Note

(For inquiry about this machine)

Since the type of machine may be changed sequentially, inform us of the type and the serial number.

The information described in this manual is subject to change without prior notice.

When replacing parts, be sure to use Baroness parts or parts designated by Kyo-eisha.

Note that the Baroness product warranty may not apply to defects caused by the use of parts from other companies.

(For ordering parts)

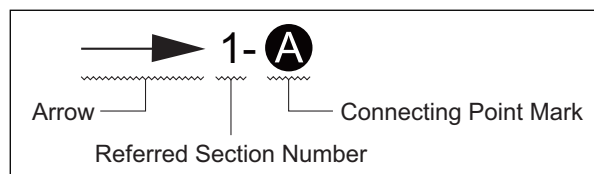
For prevention of delivery of wrong parts, be sure to inform us of the code number and the parts name.

Example:	Code No.	Part Name	Qty
	LM2400-0601AD	FRAME, MAIN	1

<Indication of the connecting point shown on the other page>

(Example and description)

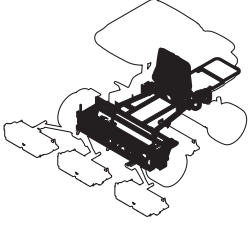

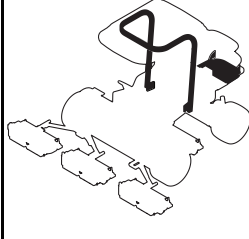
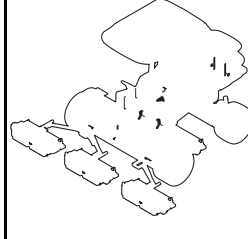
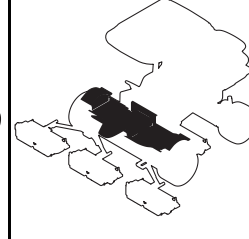
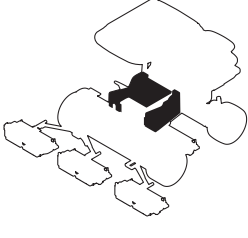
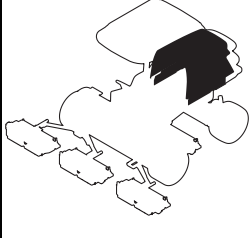
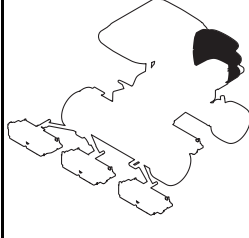
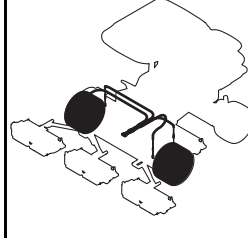
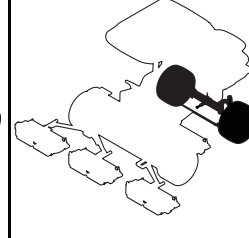
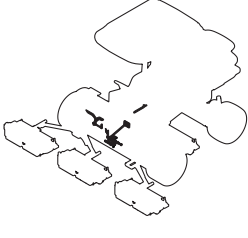
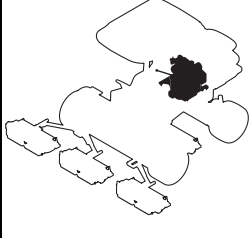
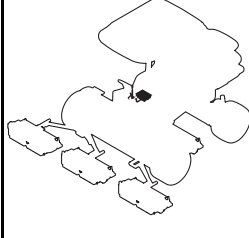
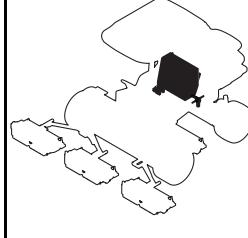
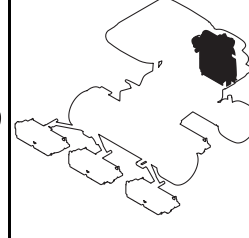
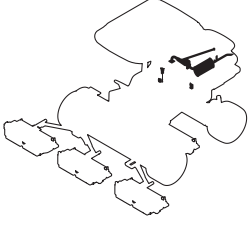
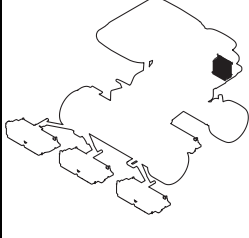
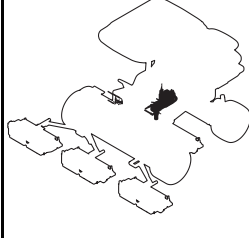
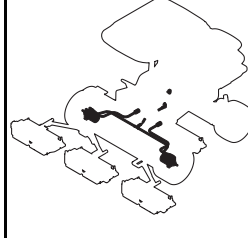
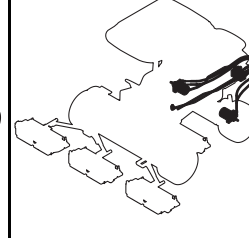
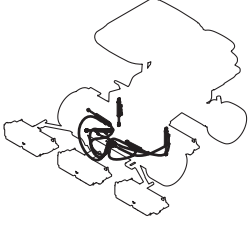
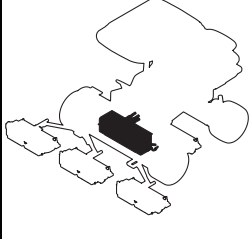
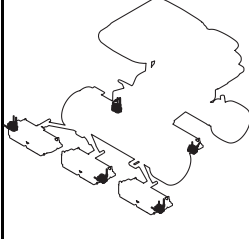
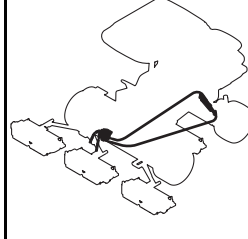
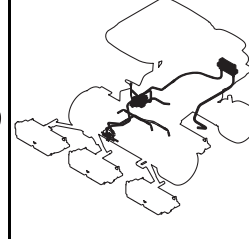
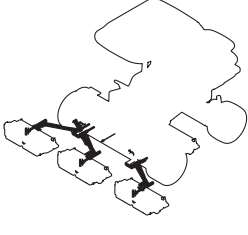
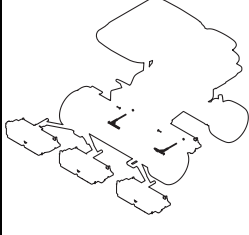
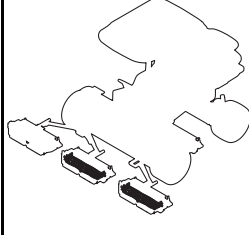
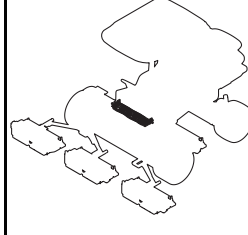
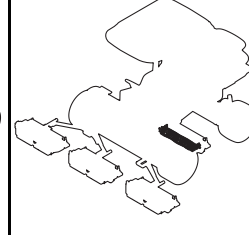
The following indication shows the connecting point of the part shown on the other page.

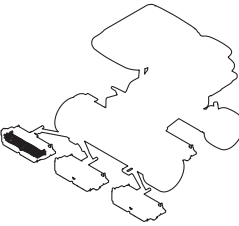
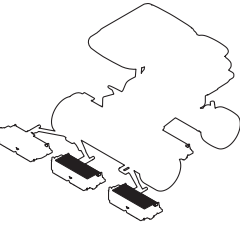
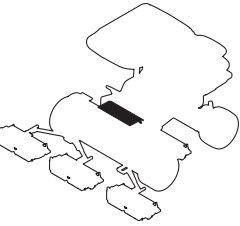
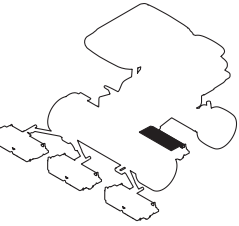
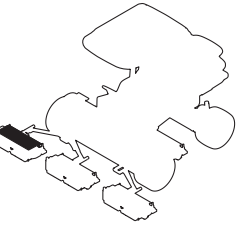
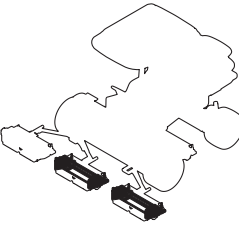
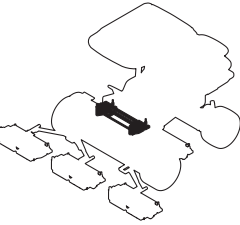
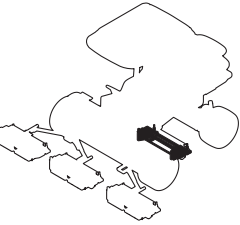
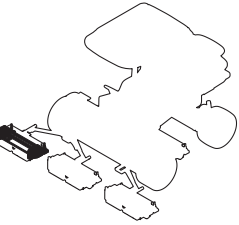
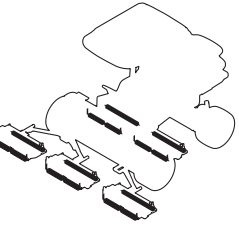

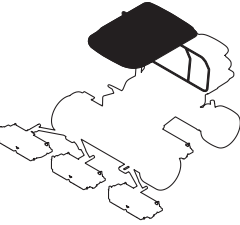


→ 1-**A** : Refer to the point **A** in the illustration of the section No.1

→ 2-**A** : Refer to the point **A** in the illustration of the section No.2

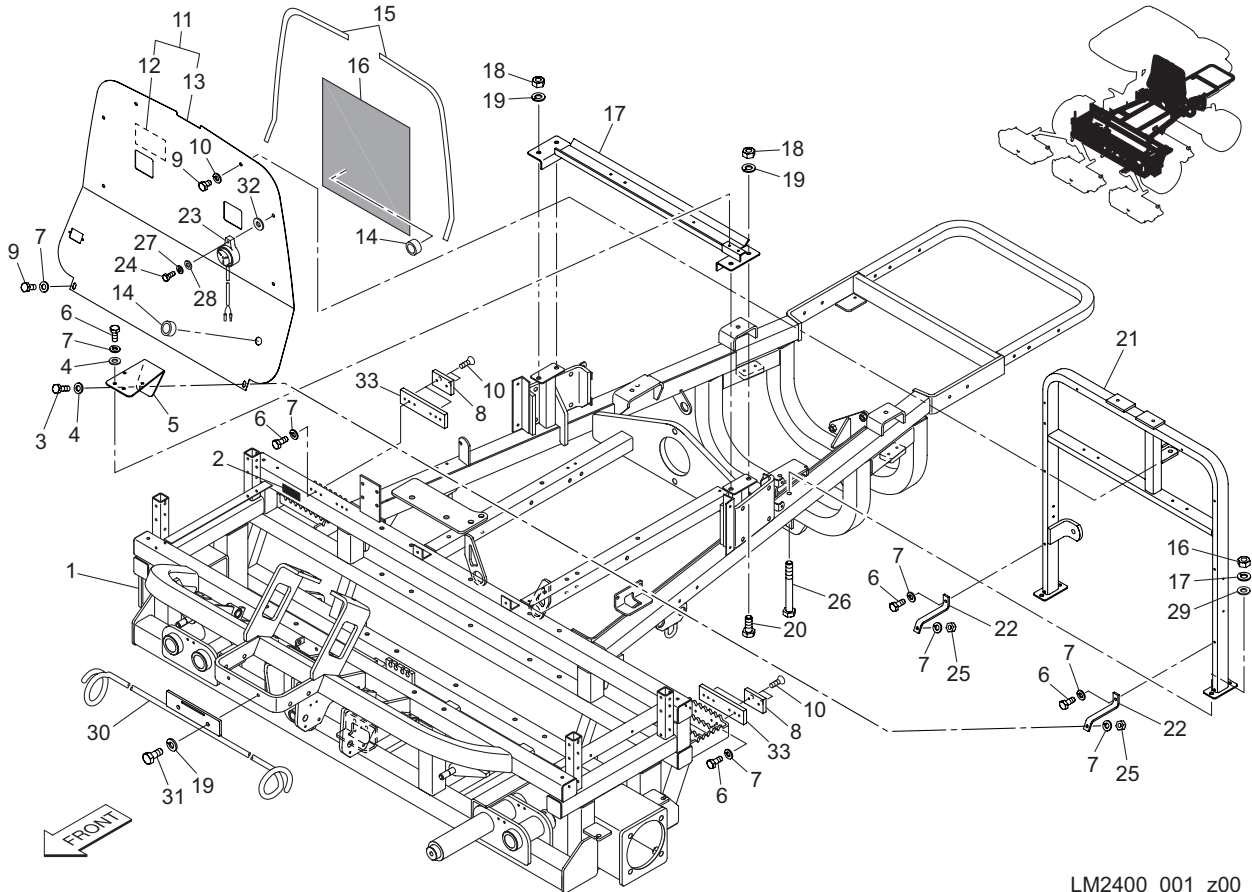
Contents

<p>1.FRAME SECTION : A P3</p> 	<p>2.FRAME SECTION : B P5</p> 	<p>3.FRAME SECTION : C P7</p> 	<p>4.FRAME SECTION : D P8</p> 	<p>5.COVER SECTION : A P10</p> 
<p>6.COVER SECTION : B P12</p> 	<p>7.COVER SECTION : C P13</p> 	<p>8.COVER SECTION : D P14</p> 	<p>9.FRONT WHEEL SECTION P15</p> 	<p>10.REAR WHEEL SECTION P16</p> 
<p>11.PEDAL SECTION P18</p> 	<p>12.ENGINE SECTION : A P20</p> 	<p>13.ENGINE SECTION : B P22</p> 	<p>14.ENGINE SECTION : C P24</p> 	<p>15.ENGINE SECTION : D P25</p> 
<p>16.ENGINE SECTION : E P27</p> 	<p>17.ENGINE SECTION : F P28</p> 	<p>18.HYDRAULIC SECTION : A P29</p> 	<p>19.HYDRAULIC SECTION : B P31</p> 	<p>20.HYDRAULIC SECTION : C P32</p> 
<p>21.HYDRAULIC SECTION : D P33</p> 	<p>22.HYDRAULIC SECTION : E P35</p> 	<p>23.HYDRAULIC SECTION : F P37</p> 	<p>24.HYDRAULIC SECTION : G P38</p> 	<p>25.HYDRAULIC SECTION : H P39</p> 
<p>26.LIFT ARM SECTION : A P41</p> 	<p>27.LIFT ARM SECTION : B P43</p> 	<p>28.MOWER SECTION : A P44</p> 	<p>29.MOWER SECTION : B P45</p> 	<p>30.MOWER SECTION : C P46</p> 

<p>31.MOWER SECTION : D P47</p> 	<p>32.MOWER SECTION : E P48</p> 	<p>33.MOWER SECTION : F P49</p> 	<p>34.MOWER SECTION : G P50</p> 	<p>35.MOWER SECTION : H P51</p> 
<p>36.MOWER SECTION : I P52</p> 	<p>37.MOWER SECTION : J P54</p> 	<p>38.MOWER SECTION : K P56</p> 	<p>39.MOWER SECTION : L P58</p> 	<p>40.ROLLER ASSY SECTION P60</p> 
<p>41.ACCESSORY SECTION P62</p> 	<p>42.ROOF ASSY SECTION (OPTION) P63</p> 			

1. FRAME SECTION : A

LM2400

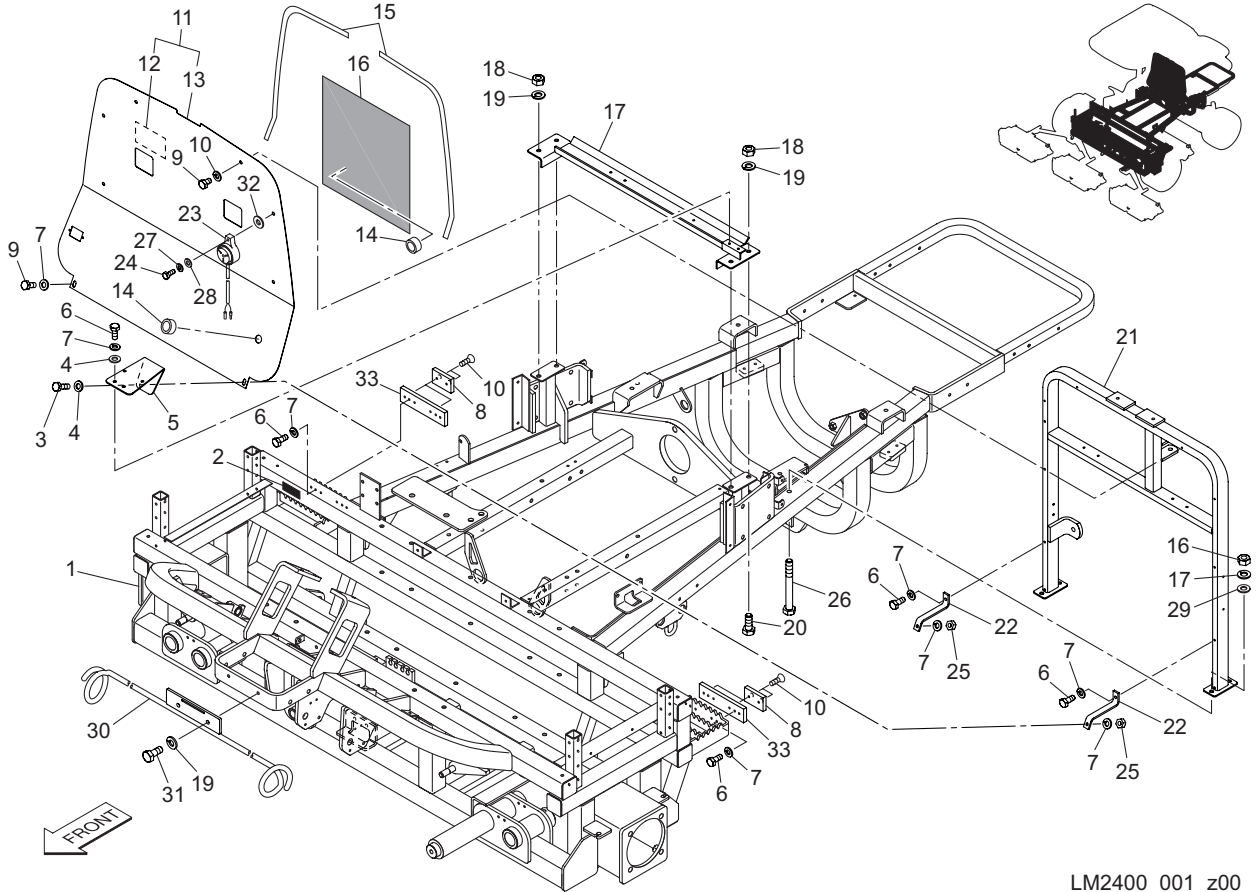


LM2400_001_z00

Cat No.	Code No.	Part name	Qty	Remark	SN of application
1 - 1	LM2400-0601AD	FRAME, MAIN	1		
1 - 2	K4203001290	DECAL, STOP VALVE OPERATION	1		
1 - 3	K0000060202	BOLT, M6-20	1		
1 - 4	K5000060002	WASHER, M6	8		
1 - 5	LM318--0637ZD	MOUNT, FUEL PUMP	1		
1 - 6	K0000060152	BOLT, M6-15	9		
1 - 7	K0200060002	WASHER, SPRING M6	10		
1 - 8	K4033000380	RUBBER, PLATE STOPPER	4		
1 - 9	K0000060102	BOLT, M6-10	4		
1 - 10	K0041060152	SCREW, + FLAT HEAD M6-15	8		
1 - 11	LM2400-0671Z0	PLATE, SHIELDING WIND WITH STICKER	1		
1 - 12	K4205001540	DECAL, CAUTION TO HOT PARTS	1		
1 - 13	LM2400-0622ZD	PLATE, SHIELDING	1		
1 - 14	K0910000100	GROMMET, C30NG79L	2		
1 - 15	K3198116000	TRIM, SEAL 6100-16C-1600	1		
1 - 16	LM318--0630Z0	INSULATOR, FUEL TANK	1		
1 - 17	LM2400-0621ZD	STAY, TANK	1		
1 - 18	K0100080002	NUT, M8	8		
1 - 19	K0200080002	WASHER, SPRING M8	10		
1 - 20	K0000080202	BOLT, M8-20	4		
1 - 21	LM2400-0619ZD	MOUNT, TANK	1		
1 - 22	LM318--0621ZD	SUPPORT, ANTI WIND PLATE	2		
1 - 23	K3700000010	BUZZER, EBM-12 TYPE	1		
1 - 24	K0000050252	BOLT, M5-25	1		
1 - 25	K0100060002	NUT, M6	2		
1 - 26	K0003080702	BOLT, M8-70	4		
1 - 27	K0200050002	WASHER, SPRING M5	1		
1 - 28	K5000050002	WASHER, M5	1		
1 - 29	K5000080002	WASHER, M8	4		
1 - 30	LM2400-0623Z2	GUIDE, HOSE	1		

1. FRAME SECTION : A

LM2400

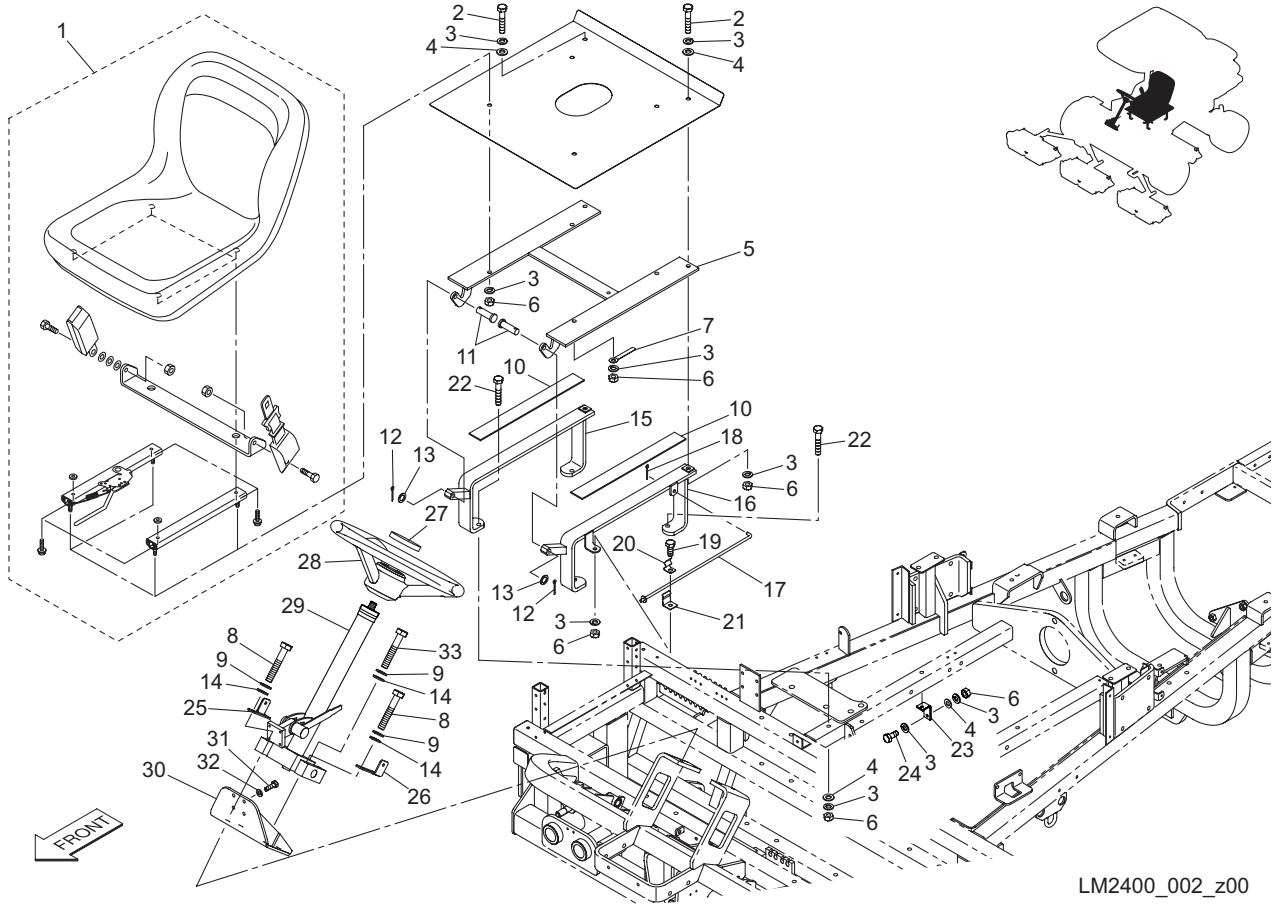


LM2400_001_z00

Cat No.	Code No.	Part name	Qty	Remark	SN of application
1 - 31	K0000080152	BOLT, M8-15	2		
1 - 32	K5012306202	WASHER, SPCC 2.3-6-20	1		
1 - 33	LM2400-0602ZD	SPACER	2		

2. FRAME SECTION : B

LM2400

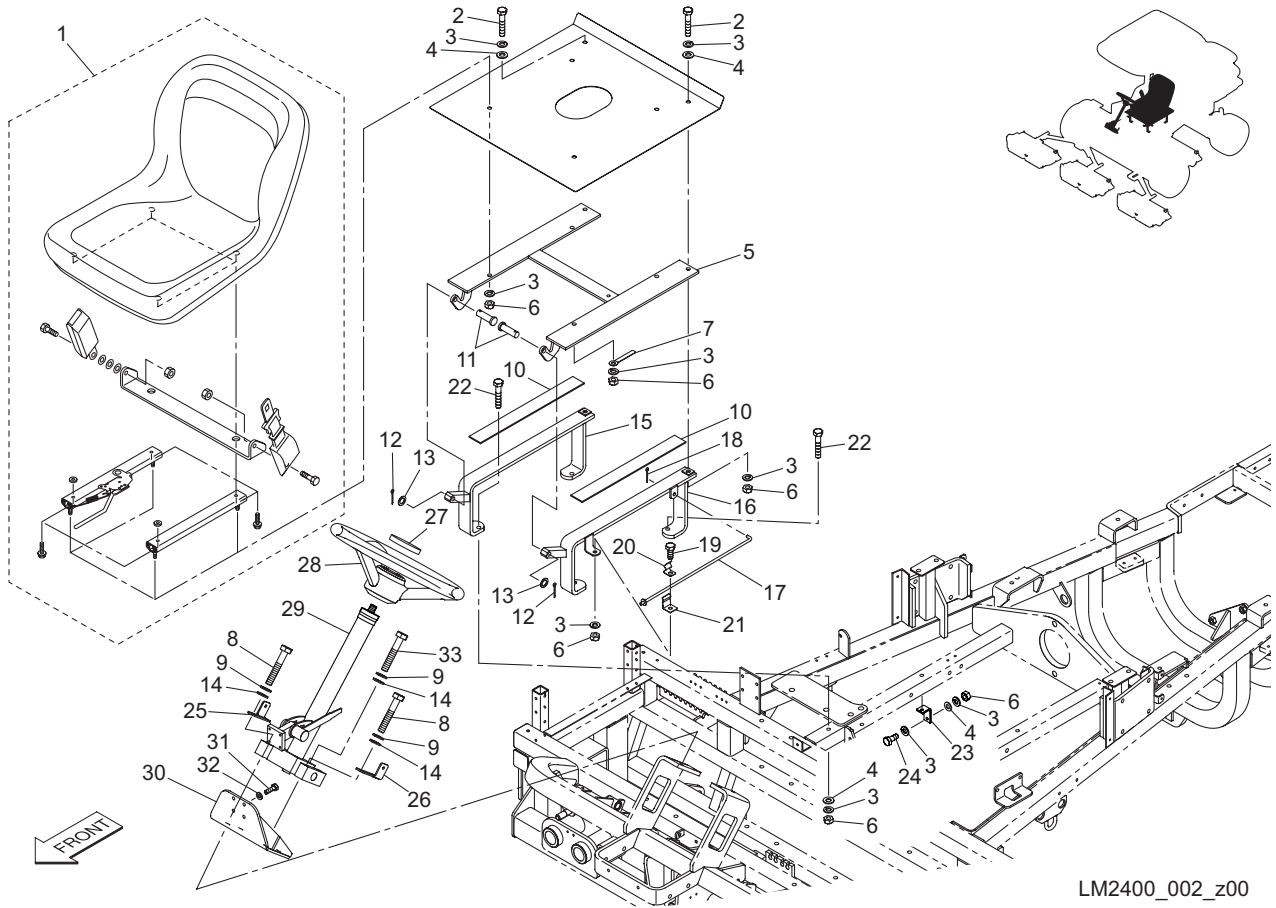


LM2400_002_z00

Cat No.	Code No.	Part name	Qty	Remark	SN of application
2 - 1	K1700000290	SEAT ASSY, WITH SWITCH SPACER	1		
2 - 2	K0000080602	BOLT, M8-60	2		
2 - 3	K0200080002	WASHER, SPRING M8	15		
2 - 4	K5000080002	WASHER, M8	9		
2 - 5	LM282--0646AD	PLATE, FOR MOUNTING SEAT	1		
2 - 6	K0100080002	NUT, M8	14		
2 - 7	K4281000020	CLAMP, HARNESS 8.5 80	1		
2 - 8	K0000100602	BOLT, M10-60	4		
2 - 9	K0200100002	WASHER, SPRING M10	8		
2 - 10	LM282--0606Z0	RUBBER, FOR SEAT BASE	2		
2 - 11	K6030100322	PIN, FLAT HEAD M10-32	2		
2 - 12	K0300025202	PIN, COTTER M2.5-20	2		
2 - 13	K5011010162	WASHER, SPCC 1-10-16	2		
2 - 14	K5000100002	WASHER, M10	8		
2 - 15	LM282--0605BD	FITTING, MOUNTING SEAT (R)	1		
2 - 16	LM282--0603BD	FITTING, MOUNTING SEAT (L)	1		
2 - 17	MS400--0521Z2	STAND	1		
2 - 18	K0300016122	PIN, COTTER M1.6-12	1		
2 - 19	K0000080202	BOLT, M8-20	1		
2 - 20	K1090000108	SPRING, RECEIVING ROD B	1		
2 - 21	K5270002052	RECEIVER, ROD A	1		
2 - 22	K0003080702	BOLT, M8-70	6		
2 - 23	LM2400-0627ZD	BRACKET, DAMPER	1		
2 - 24	K0000080152	BOLT, M8-15	1		
2 - 25	LM2400-0915Z2	STAY, FRONT COVER (L)	1		
2 - 26	LM2400-0916Z2	STAY, FRONT COVER (R)	1		
2 - 27	K1310000130	CAP, RUBBER	1		
2 - 28	K1710000080	STEERING, V027220-0101	1		
2 - 29	K1730000030	COLUMN, STEERING TILT TYPE	1		
2 - 30	LM2400-0609ZD	BASE, STEERING COLUMN	1		

2. FRAME SECTION : B

LM2400

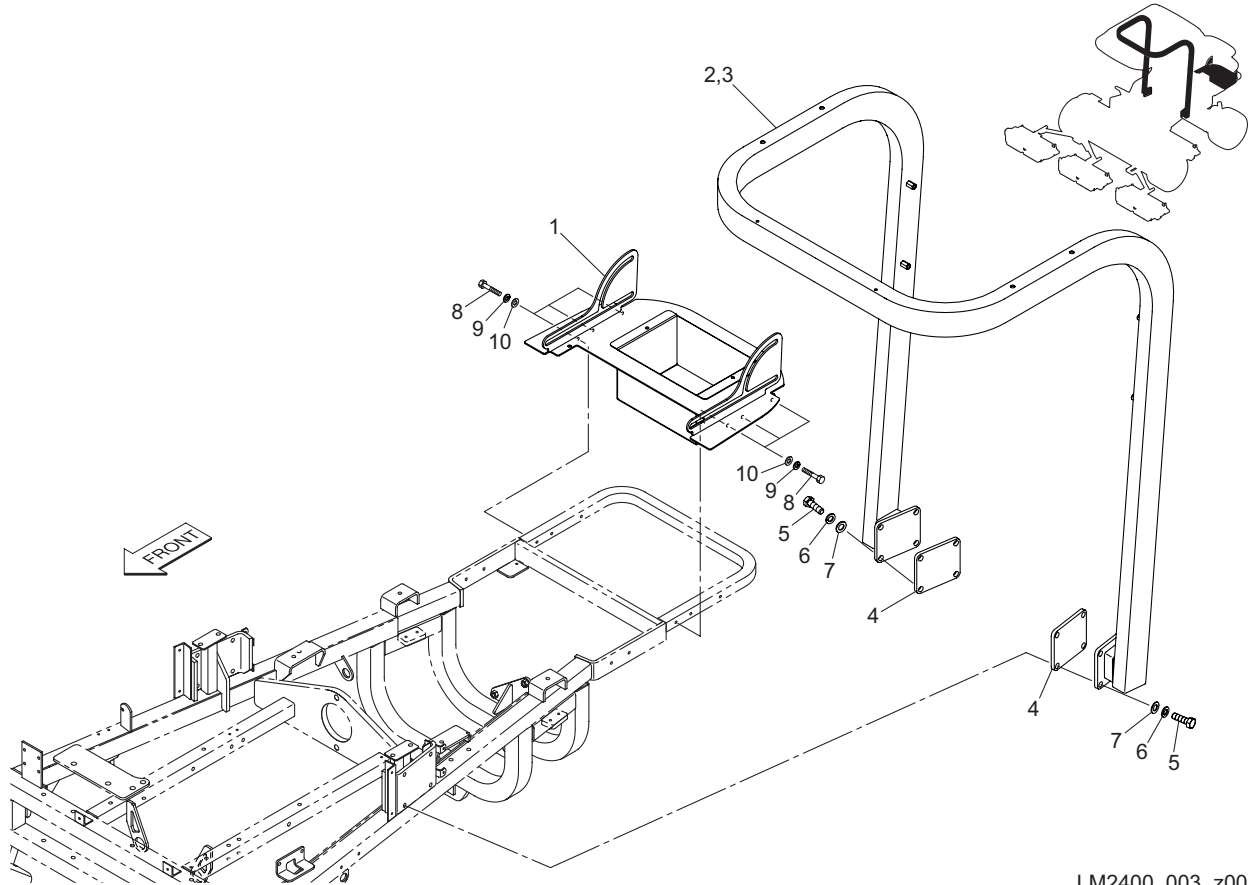


LM2400_002_z00

Cat No.	Code No.	Part name	Qty	Remark	SN of application
2 - 31	K0000060202	BOLT, M6-20	4		
2 - 32	K0200060002	WASHER, SPRING M6	4		
2 - 33	K0000100552	BOLT, M10-55	4		

3. FRAME SECTION : C

LM2400

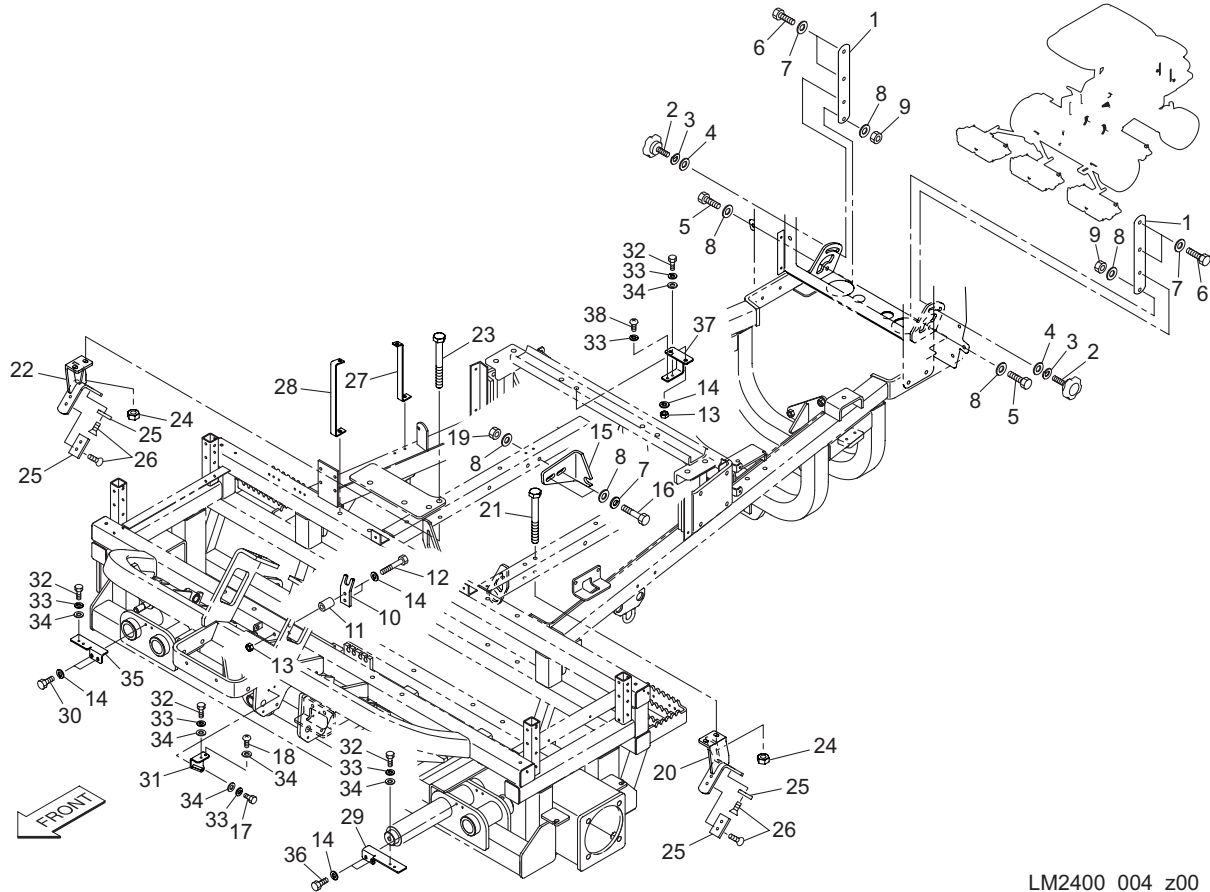


LM2400_003_z00

Cat No.	Code No.	Part name	Qty	Remark	SN of application
3 - 1	LM2400-0625ZD	CASE, BATTERY	1		
3 - 2	LM2400-1301Z0	ROPS ASSY, 2 POST	1		
3 - 3	K9310000030	ROPS, 2 POST WITH MARK	1		
3 - 4	K640000011D	SPACER	2		
3 - 5	K0010120402	BOLT, HT M12-40	8		
3 - 6	K0200120002	WASHER, SPRING M12	8		
3 - 7	K5000120002	WASHER, M12	8		
3 - 8	K0000060502	BOLT, M6-50	6		
3 - 9	K0200060002	WASHER, SPRING M6	6		
3 - 10	K5000060002	WASHER, M6	6		

4. FRAME SECTION : D

LM2400

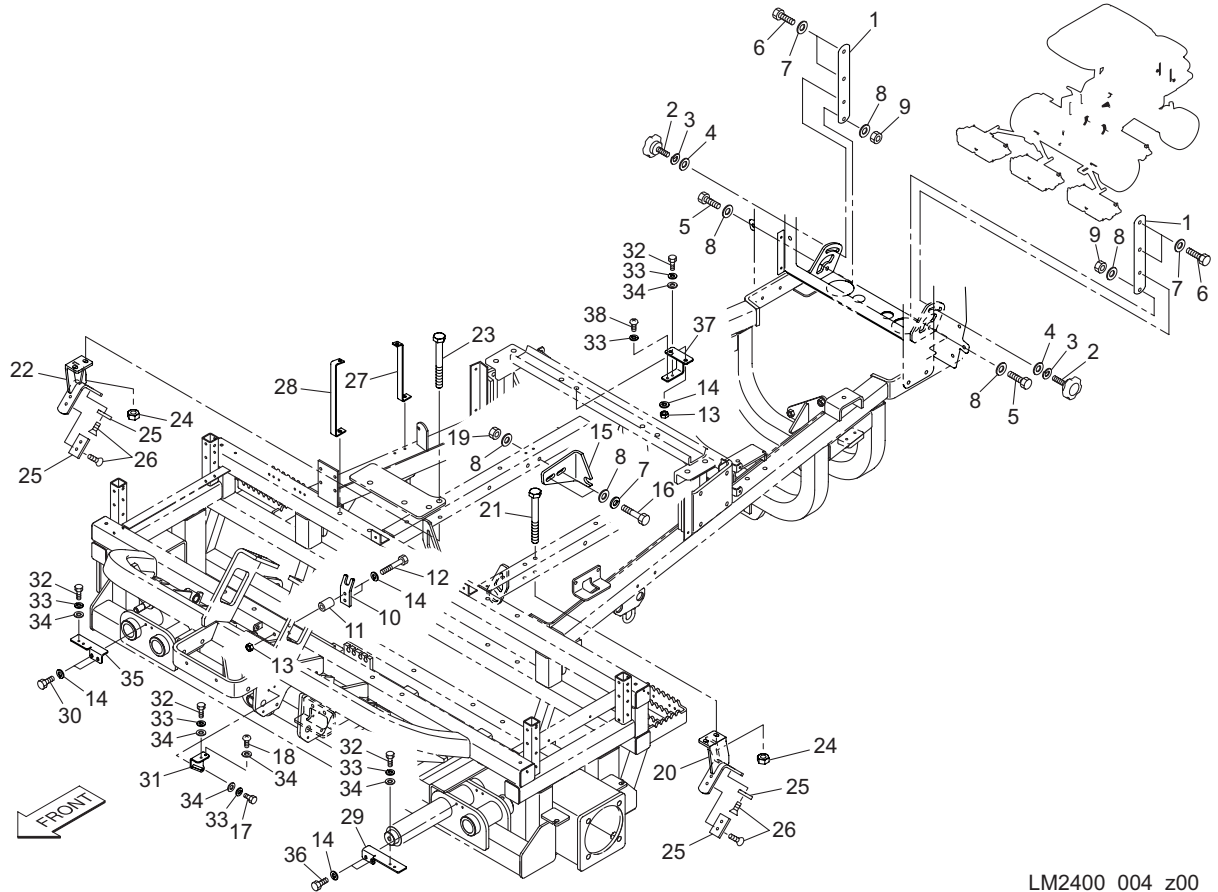


LM2400_004_z00

Cat No.	Code No.	Part name	Qty	Remark	SN of application
4 - 1	LM2400-0642ZD	RETAINER, OIL COOLER	2		
4 - 2	K1320000220	KNOB, WITH M8 4220	2		
4 - 3	K0213080002	WASHER, DISK SPRING H M8-1	2		
4 - 4	K5073208202	WASHER, SPHC 3.2-8-20	2		
4 - 5	K0000080252	BOLT, M8-25	2		
4 - 6	K0000080202	BOLT, M8-20	6		
4 - 7	K0200080002	WASHER, SPRING M8	8		
4 - 8	K5000080002	WASHER, M8	4		
4 - 9	K0144080002	NUT, WITH F-RING, M8	2		
4 - 10	LM2400-0605ZD	RECIEVER, WIRE PP (FRONT)	1		
4 - 11	K6212001582	COLLAR, STKM M8.5-17-22	2		
4 - 12	K0003060902	BOLT, M6-90	2		
4 - 13	K0100060002	NUT, M6	4		
4 - 14	K0200060002	WASHER, SPRING M6	8		
4 - 15	LM2400-0606AD	RECIEVER, WIRE PP (REAR)	1		
4 - 16	K0000080602	BOLT, M8-60	2		
4 - 17	K0000050102	BOLT, M5-10	2		
4 - 18	K0042050122	SCREW, + ROUND HEAD M5-12	1		
4 - 19	K0100080002	NUT, M8	2		
4 - 20	LM2400-0603ZD	STOPPER, #3 MOWER	1		
4 - 21	K0000100602	BOLT, M10-60	2		
4 - 22	LM2400-0604ZD	STOPPER, #2 MOWER	1		
4 - 23	K0000100702	BOLT, M10-70	2		
4 - 24	K0100100002	NUT, M10	4		
4 - 25	LM526A-0107Z0	STOPPER	4		
4 - 26	K0041060152	SCREW, + FLAT HEAD M6-15	8		
4 - 27	LM2400-0613ZD	STAY, PANEL (REAR)	1		
4 - 28	LM2400-0614ZD	STAY, PANEL (FRONT)	1		
4 - 29	LM2400-0634ZD	MOUNT, SENSOR (L)	1		
4 - 30	K0000060152	BOLT, M6-15	2		

4. FRAME SECTION : D

LM2400

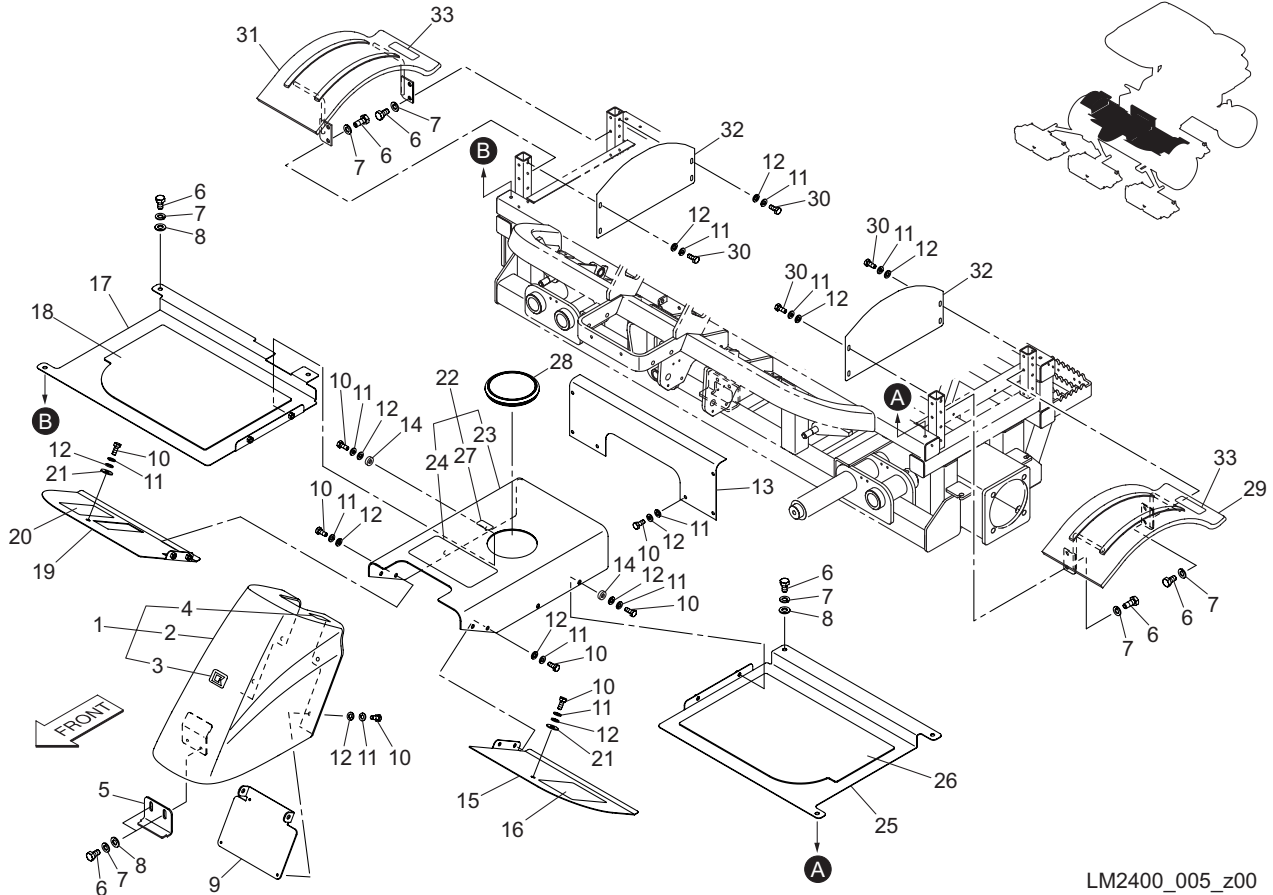


LM2400_004_z00

Cat No.	Code No.	Part name	Qty	Remark	SN of application
4 - 31	LM2400-0638Z2	STAY, SENSOR PARKING	1		
4 - 32	K0000050202	BOLT, M5-20	4		
4 - 33	K0200050002	WASHER, SPRING M5	8		
4 - 34	K5000050002	WASHER, M5	8		
4 - 35	LM2400-0635ZD	MOUNT, SENSOR (R)	1		
4 - 36	K0000060152	BOLT, M6-15	2		
4 - 37	LM2400-0637Z2	STAY, SENSOR NEUTRAL	1		
4 - 38	K0042050102	SCREW, + ROUND HEAD M5-10	1		

5. COVER SECTION : A

LM2400

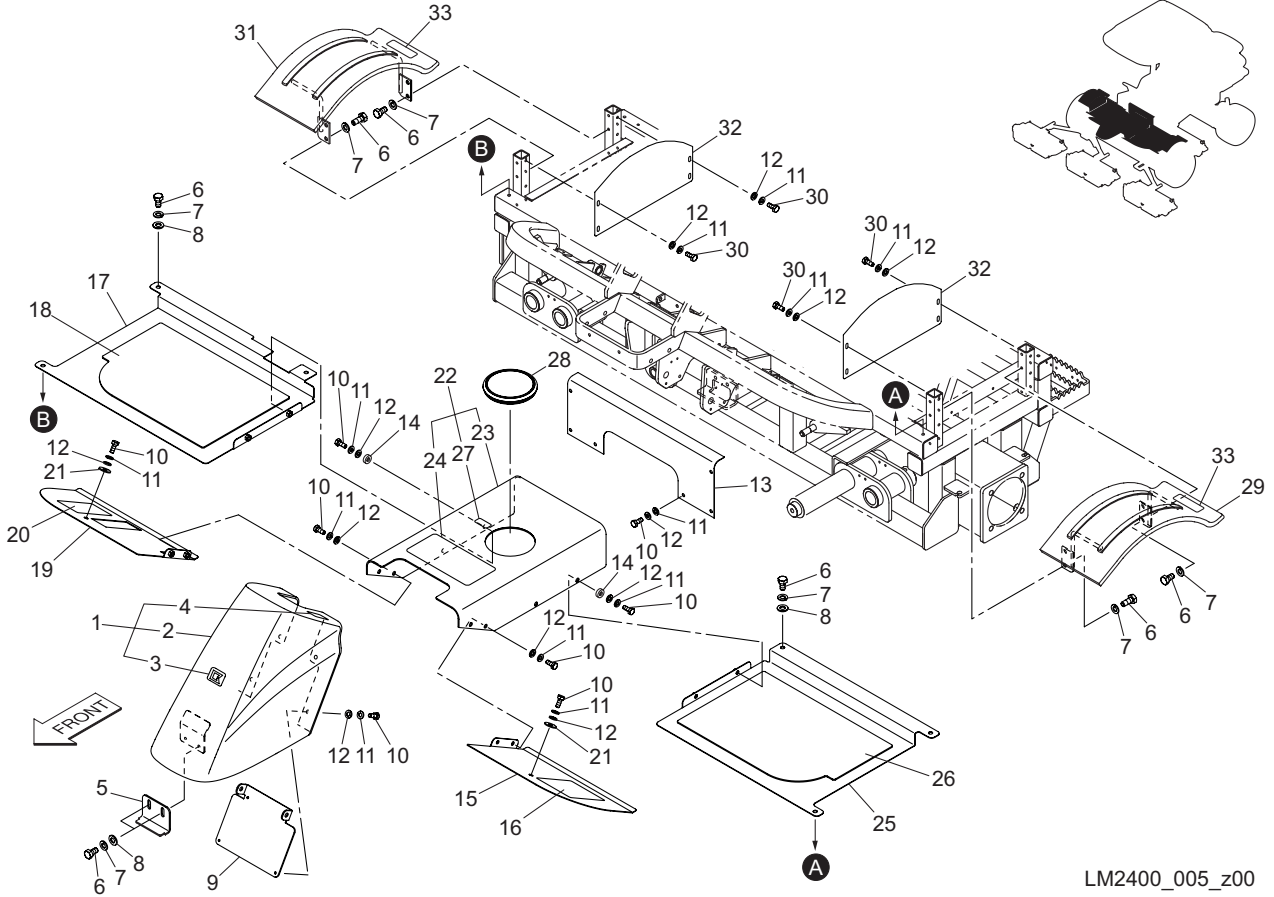


LM2400_005_z00

Cat No.	Code No.	Part name	Qty	Remark	SN of application
5 - 1	LM2400-0950Z0	COVER COMP, FRONT	1		
5 - 2	LM2400-0960Z0	COVER, FRONT	1		
5 - 3	K4201000590	STICKER, K	1		
5 - 4	K4203001560	STICKER, TILT STEERING	1		
5 - 5	LM2400-0955Z2	BRACKET, FRONT COVER	1		
5 - 6	K0000080152	BOLT, M8-15	16		
5 - 7	K0200080002	WASHER, SPRING M8	16		
5 - 8	K5000080002	WASHER, M8	8		
5 - 9	LM2400-0914ZD	COVER, FRONT (REAR)	1		
5 - 10	K0000060152	BOLT, M6-15	22		
5 - 11	K0200060002	WASHER, SPRING M6	30		
5 - 12	K5000060002	WASHER, M6	30		
5 - 13	LM2400-0913ZD	COVER, FRONT (MIDDLE)	1		
5 - 14	K4031000070	RUBBER, VIBRATION PROOF 5-825	4		
5 - 15	LM2400-0908ZD	STEP, (L)	1		
5 - 16	K4400000040	SHEET, STEP 150150	1		
5 - 17	LM2400-0906ZD	COVER, FLOOR (R)	1		
5 - 18	LM526--0623A0	SHEET, STEP (R)	1		
5 - 19	LM2400-0909ZD	STEP, (R)	1		
5 - 20	K4400000030	SHEET, NONSLIP FOR PEDAL 100170	1		
5 - 21	K5011006182	WASHER, SPCC 1-6-18	2		
5 - 22	LM2400-0903Z0	COVER COMP, CENTER	1		
5 - 23	LM2400-0912ZD	COVER, CENTER	1		
5 - 24	LM2400-0918Z0	STICKER, OPERATION 2	1		
5 - 25	LM2400-0907ZD	COVER, FLOOR (L)	1		
5 - 26	LM526A-0603Z0	SHEET, STEP (L)	1		
5 - 27	K4209000980	DECAL, HYDRAULIC OIL	1		
5 - 28	K0900301200	GROMMET, W/SEALING C30SG120A	1		
5 - 29	LM2400-0910ZR	COVER, WHEEL (L)	1		
5 - 30	K0000060102	BOLT, M6-10	8		

5. COVER SECTION : A

LM2400

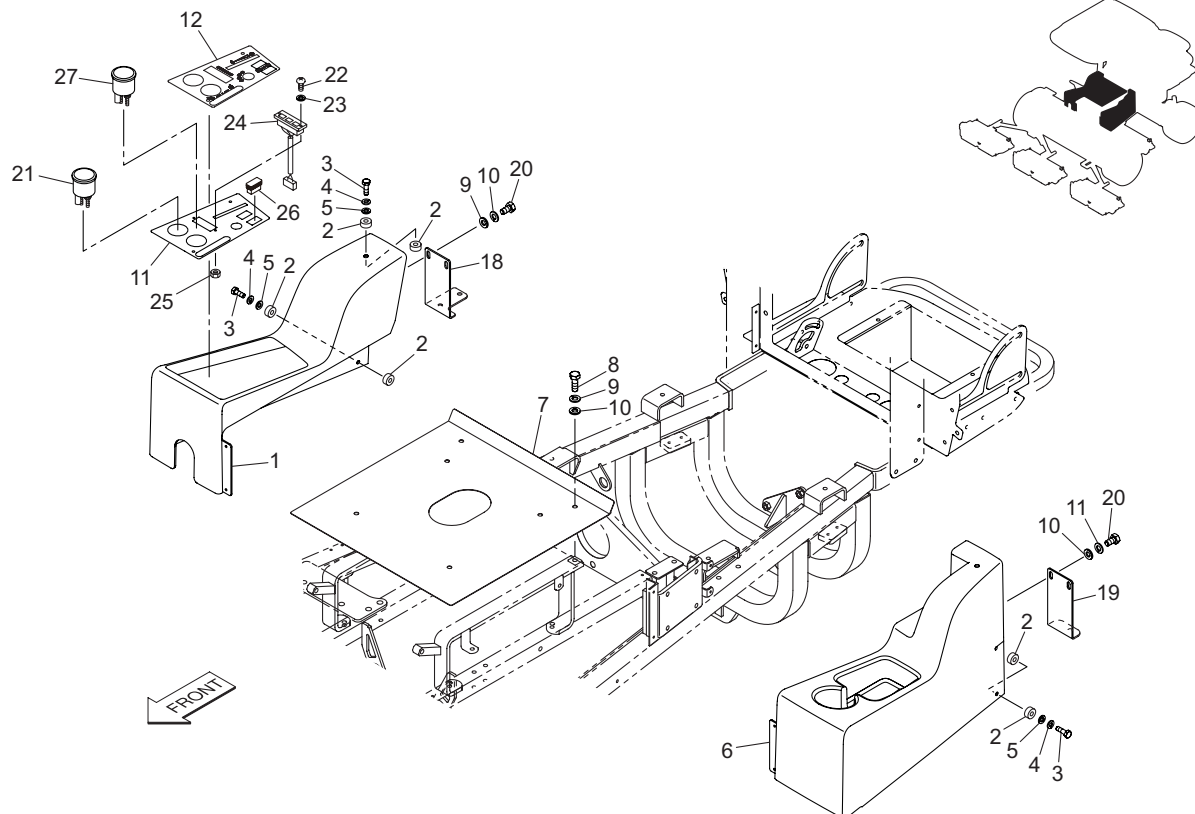


LM2400_005_z00

Cat No.	Code No.	Part name	Qty	Remark	SN of application
5 - 31	LM2400-0911ZR	COVER, WHEEL (R)	1		
5 - 32	LM2400-0920ZD	PLATE, SIDE	2		
5 - 33	K4209001340	DECAL, CAUTION "DO NOT STEP"	2		

6. COVER SECTION : B

LM2400

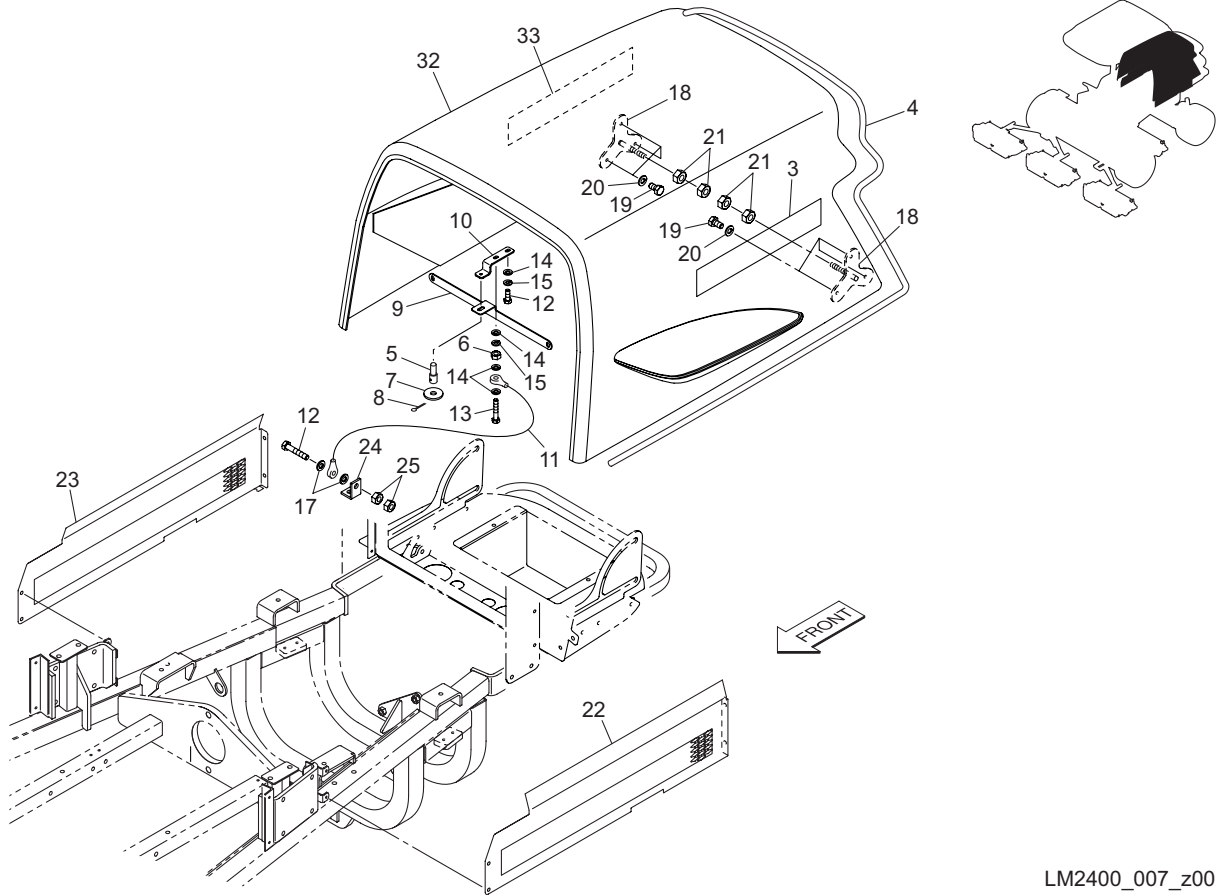


LM2400_006_z00

Cat No.	Code No.	Part name	Qty	Remark	SN of application
6 - 1	LM2400-0966Z0	COVER COMP, SIDE (R)	1		
6 - 2	K4030306200	RUBBER, WASHER 3-6.5-20	16		
6 - 3	K0000060202	BOLT, M6-20	4		
6 - 4	K0200060002	WASHER, SPRING M6	4		
6 - 5	K5000060002	WASHER, M6	4		
6 - 6	LM2400-0967Z0	COVER COMP, SIDE (L)	1		
6 - 7	LM285--0959ZD	COVER, UNDER SEAT	1		
6 - 8	K0000080252	BOLT, M8-25	2		
6 - 9	K0200080002	WASHER, SPRING M8	6		
6 - 10	K5000080002	WASHER, M8	6		
6 - 11	LM2400-0919AD	PANEL, OPERATION	1		
6 - 12	LM2400-0934A0	STICKER, OPERATION	1		
6 - 13	K4228000050	SPONGE, RUBBER 10-20-330	2		
6 - 14	K4220000230	SPONGE, URETHAN 10-10-500	1		
6 - 15	K4209001200	DECAL, BRAKE	1		
6 - 16	K4209001180	DECAL, ARROW POINT	1		
6 - 17	K4205001900	DECAL, CAUTION ARM LOCK	2		
6 - 18	LM2400-0608ZD	RETAINER, COVER (R)	1		
6 - 19	LM2400-0611ZD	RETAINER, COVER (L)	1		
6 - 20	K0000080152	BOLT, M8-15	4		
6 - 21	K3653000010	GAUGE, FUEL 52BG2	1		
6 - 22	K0042050122	SCREW, + ROUND HEAD M5-12	2		
6 - 23	K5000050002	WASHER, M5	2		
6 - 24	K3641000040	LAMP, PILOT	1		
6 - 25	K0100050002	NUT, M5	2		
6 - 26	K3661000050	SWITCH, ROCKER	1		
6 - 27	PFR1401-5317-1	GAUGE, WATER TEMPERATURE	1		

7. COVER SECTION : C

LM2400

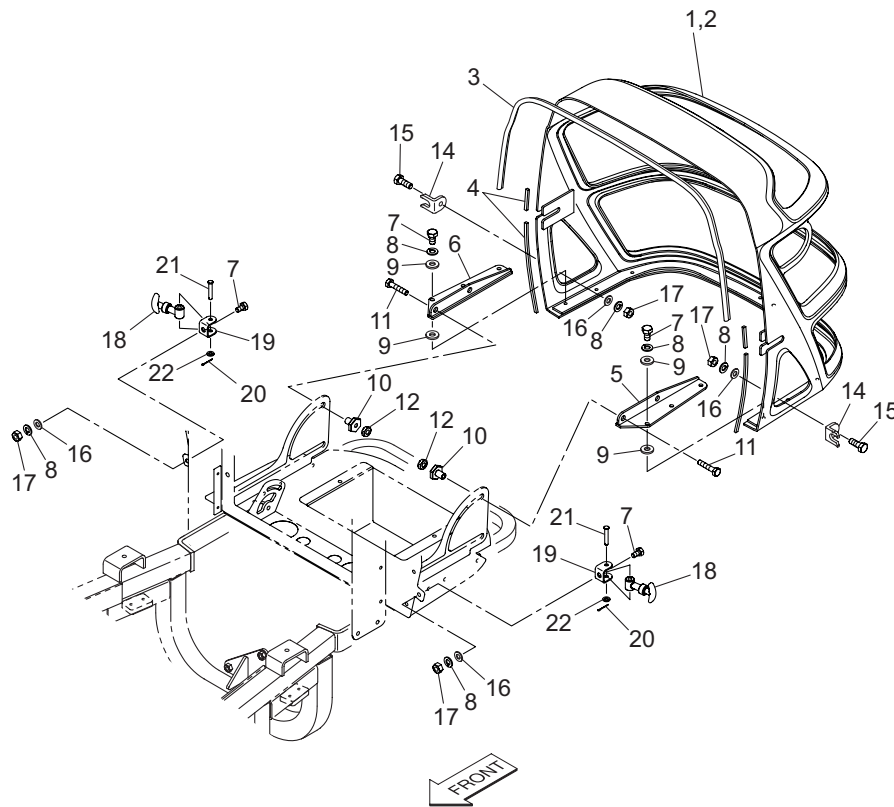


LM2400_007_z00

Cat No.	Code No.	Part name	Qty	Remark	SN of application
7 - 1	LM2400-0978A0	HOOD COMP	1		
7 - 2	LM2400-0901Z0	STICKER, BARONESS LM2400 (R)	1		
7 - 3	LM2400-0902Z0	STICKER, BARONESS LM2400 (L)	1		
7 - 4	K3197336000	TRIM, AL 100-48-3600	1		
7 - 5	LM2400-0926Z2	SHAFT, 22 WITH M8 SCREW	1		
7 - 6	K0100060002	NUT, M6	2		
7 - 7	K5012308262	WASHER, SPCC 2.3-8-26	1		
7 - 8	K0330800008	PIN, SNAP M8	1		
7 - 9	LM2400-0925ZD	RECIEVER, HOOD	1		
7 - 10	LM2400-0936ZD	PLATE, LOCKING	1		
7 - 11	K1170093000	CABLE, 930	1		
7 - 12	K0000080302	BOLT, M8-30	1		
7 - 13	K0000060252	BOLT, M6-25	1		
7 - 14	K5000060002	WASHER, M6	4		
7 - 15	K0200060002	WASHER, SPRING M6	2		
7 - 16	K0000080152	BOLT, M8-15	1		
7 - 17	K5000080002	WASHER, M8	2		
7 - 18	LM2400-0921Z2	FULCRUM, HOOD	2		
7 - 19	K0000080102	BOLT, M8-10	6		
7 - 20	K0200080002	WASHER, SPRING M8	6		
7 - 21	K0144100002	NUT, WITH F-RING, M10	4		
7 - 22	LM2400-0927AD	COVER, SIDE (L)	1		
7 - 23	LM2400-0928AD	COVER, SIDE (R)	1		
7 - 24	LM2400-0937Z2	RECIEVER, WIRING	1		
7 - 25	K0100080002	NUT, M8	2		

8. COVER SECTION : D

LM2400

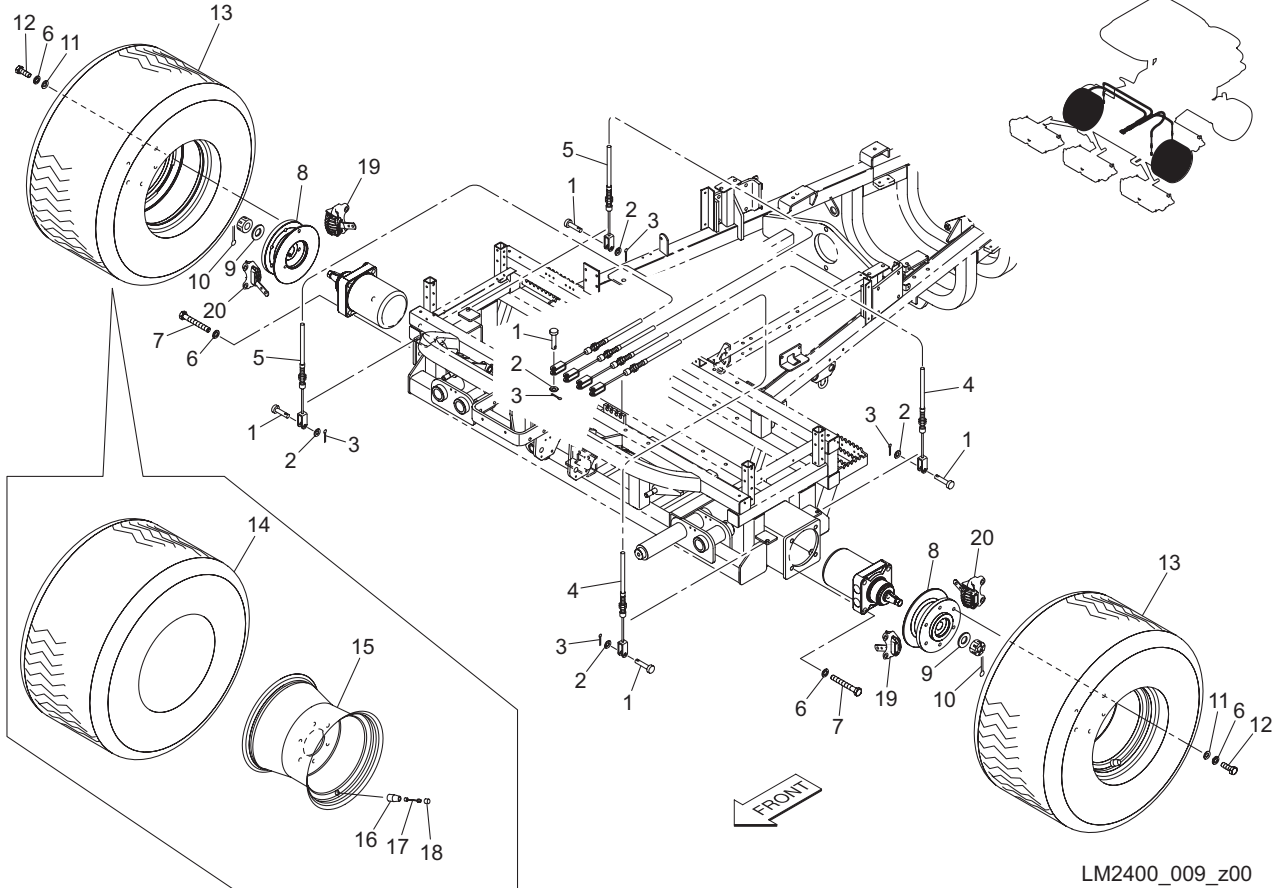


LM2400_008_z00

Cat No.	Code No.	Part name	Qty	Remark	SN of application
8 - 1	LM2400-0999A0	COVER COMP, REAR	1		
8 - 2	LM2400-0998A0	COVER, REAR	1		
8 - 3	K3198712500	TRIM, SEAL 6100-48C-1250	1		
8 - 4	K4228000050	SPONGE, RUBBER 10-20-330	2		
8 - 5	LM2400-0932Z2	BRACKET, SLIDING REAR COVER (L)	1		
8 - 6	LM2400-0933Z2	BRACKET, SLIDING REAR COVER (R)	1		
8 - 7	K0000080152	BOLT, M8-15	10		
8 - 8	K0200080002	WASHER, SPRING M8	10		
8 - 9	K5012308182	WASHER, SPCC 2.3-8-18	12		
8 - 10	LM2400-0935Z2	COLLAR, SLIDING TAPPED	4		
8 - 11	K0000100502	BOLT, M10-50	4		
8 - 12	K0102100002	NUT, M10-3	4		
8 - 13	K4228000110	SPONGE, RUBBER 5-15-300	2		
8 - 14	K5270002352	RECEIVER, RUBBER HOOK	2		
8 - 15	K0000080202	BOLT, M8-20	2		
8 - 16	K5000080002	WASHER, M8	4		
8 - 17	K0100080002	NUT, M8	4		
8 - 18	K1520000090	HOOK, RUBBER SMALL	2		
8 - 19	K5200000102	BRACKET, RUBBER HOOK	2		
8 - 20	K0300016202	PIN, COTTER M1.6-20	2		
8 - 21	K6030060352	PIN, FLAT HEAD M6-35	2		
8 - 22	K5000060002	WASHER, M6	2		
8 - 23	K4030208180	RUBBER, WASHER 2-8-18	2		

9. FRONT WHEEL SECTION

LM2400

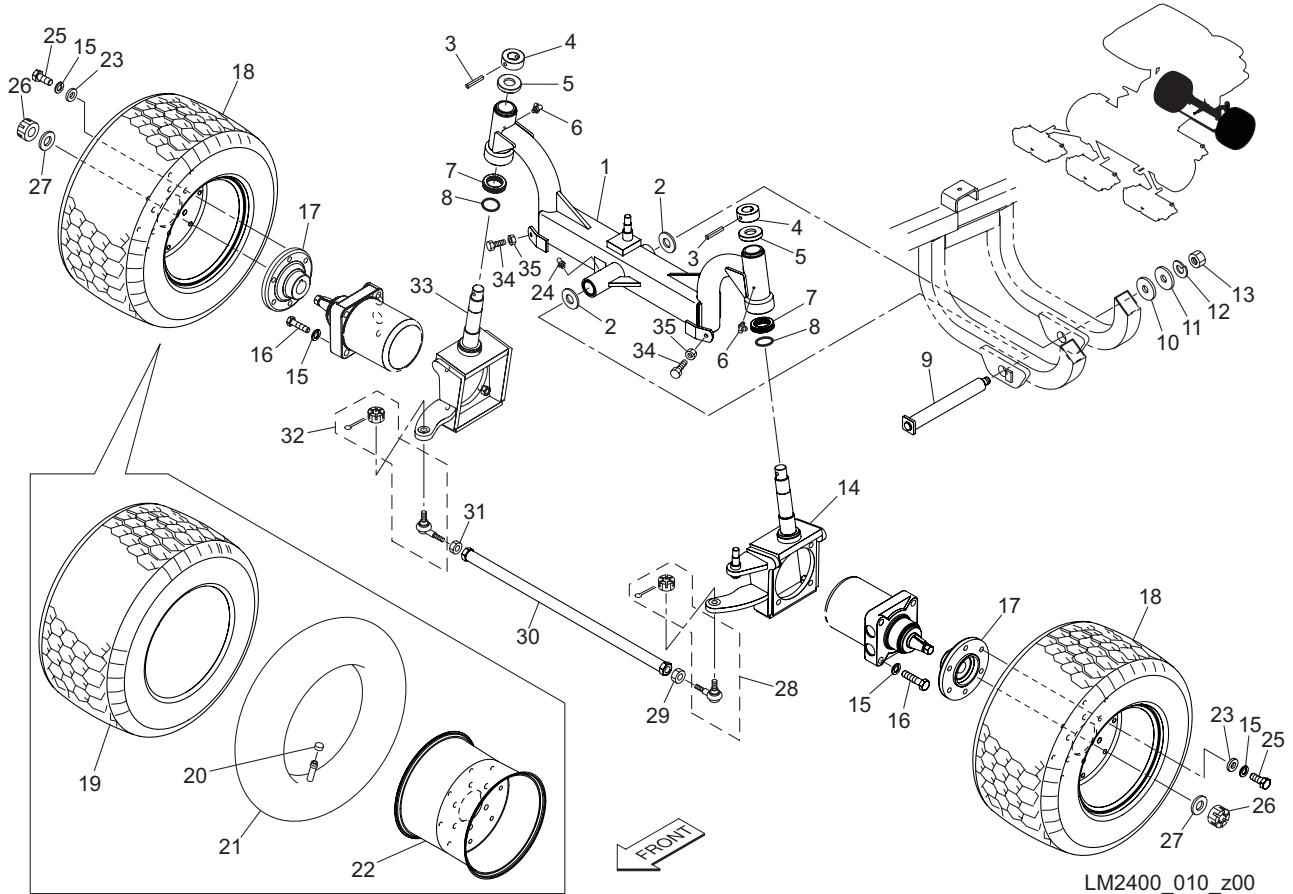


LM2400_009_z00

Cat No.	Code No.	Part name	Qty	Remark	SN of application
9 - 1	K6031080222	PIN, FLAT HEAD HT M8-22	8		
9 - 2	K5000080002	WASHER, M8	8		
9 - 3	K0300020202	PIN, COTTER M2-20	8		
9 - 4	K1120130010	WIRE, BRAKE 1300	2		
9 - 5	K1120153000	WIRE, BRAKE 1530	2		
9 - 6	K0200120002	WASHER, SPRING M12	20		
9 - 7	K0010120902	BOLT, HT M12-60	8		
9 - 8	LM5000V0902ZD	MOUNT, WHEEL	2		
9 - 9	K0214240001	WASHER, DISK SPRING L M24-2	2		
9 - 10	K0300040502	PIN, COTTER M4-50	2		
9 - 11	K5074512252	WASHER, SPHC 4.5-12-25	12		
9 - 12	K0034120352	BOLT, 8T P1.5 M12-35	12		
9 - 13	K2040000720	TIRE ASSY, 26.5*14.00-12K507	2		
9 - 14	K2041000460	TIRE, 26.5*14.00-12K507	2		
9 - 15	K209000087L	WHEEL, 12*10.5	2		
9 - 16	K2092000010	CORE, VALVE NO.8000	2		
9 - 17	K2097000010	VALVE, RIM TR413	2		
9 - 18	K2093000010	CAP, VALVE	2		
9 - 19	K1720000240	CALIPER, BRAKE M15 CW	2		
9 - 20	K1720000250	CALIPER, BRAKE M15 CCW	2		

10. REAR WHEEL SECTION

LM2400

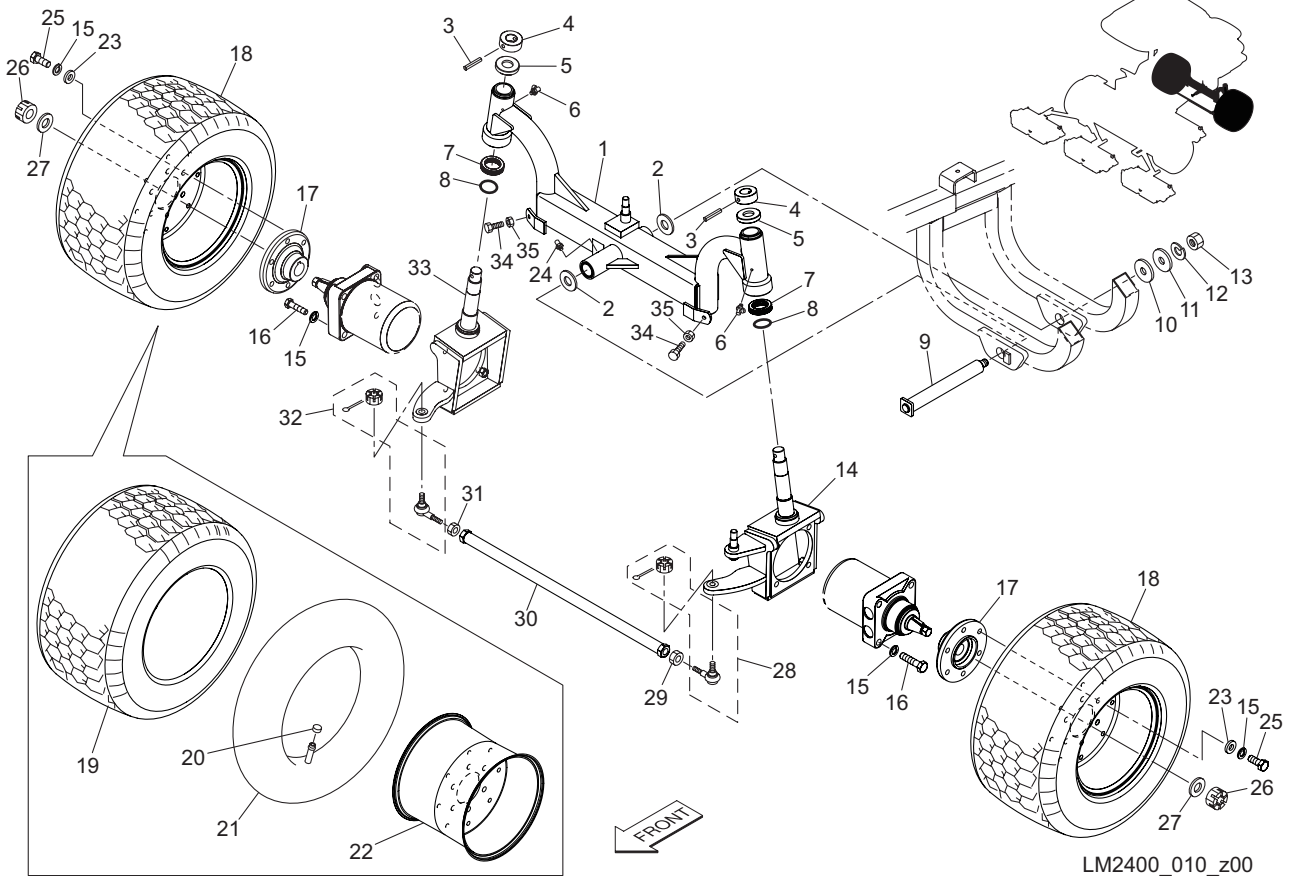


LM2400_010_z00

Cat No.	Code No.	Part name	Qty	Remark	SN of application
10 - 1	LM2400-0301ZD	PIVOT	1		
10 - 2	K5051030500	WASHER, C5191P 1-30-50	2		
10 - 3	K0320080501	PIN, SPRING M8-50	2		
10 - 4	K6213000113	COLLAR, WITH HOLE M25-50-20	2		
10 - 5	K6204000383	CAP	2		
10 - 6	K1440000020	GREASE NIPPLE, C	2		
10 - 7	K0640511070	BEARING, BALL THRUST 51107	2		
10 - 8	K0880048000	O-RING, P48	2		
10 - 9	K7147000198	PIN, FOR PIVOT	1		
10 - 10	K5051030420	WASHER, C5191P 1-30-42	1		
10 - 11	K5073216352	WASHER, SPHC 3.2-16-35	1		
10 - 12	K0200160002	WASHER, SPRING M16	1		
10 - 13	K0100160002	NUT, M16	1		
10 - 14	LM2400-0303ZD	KING PIN, (L)	1		
10 - 15	K0200120002	WASHER, SPRING M12	4		
10 - 16	K0013120702	BOLT, HT M12-70	4		
10 - 17	GM1500A0240AD	MOUNT, FRONT WHEEL 90	2		
10 - 18	K2040000740	TIRE ASSY, 20*10.00-10	2		
10 - 19	K2041000470	TIRE, 20*10.00-10	2		
10 - 20	K2093000010	CAP, VALVE	2		
10 - 21	K2091000340	TUBE, 20*11.00-10	2		
10 - 22	K209000082L	WHEEL, 10*8.50DCT	2		
10 - 23	K5074512252	WASHER, SPHC 4.5-12-25	12		
10 - 24	K0200120002	WASHER, SPRING M12	12		
10 - 25	K0034120352	BOLT, 8T P1.5 M12-35	12		
10 - 26	K0138240002	NUT, HIGH SLOTTED M24 PITCH 1.5	2		
10 - 27	K0212240001	WASHER, DISK SPRING L M24-1	2		
10 - 28	K1611000020	TIE-ROD END ASSY, LEFT-HANDED MALE (L)	1		
10 - 29	K0160000202	NUT, LEFT-HANDED SPECIAL P1.5 M17	1		
10 - 30	LM2400-0305ZD	ROD, TIE	1		

10. REAR WHEEL SECTION

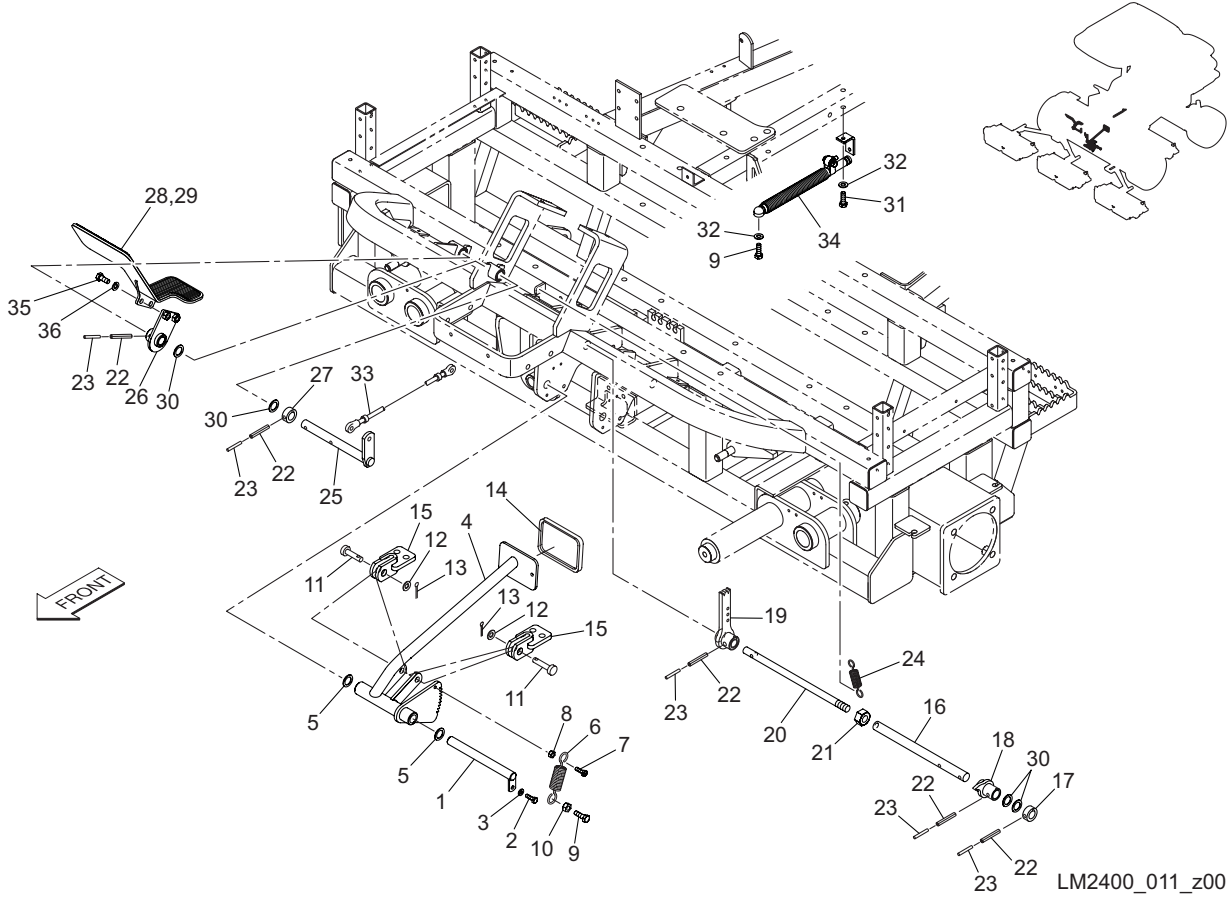
LM2400



Cat No.	Code No.	Part name	Qty	Remark	SN of application
10 - 31	K0160000192	NUT, SPECIAL P1.5 M17	1		
10 - 32	K1610000020	TIE-ROD END ASSY, MALE (R)	1		
10 - 33	LM2400-0302ZD	KING PIN, (R)	1		
10 - 34	K0200120002	WASHER, SPRING M12	4		
10 - 35	K0013120702	BOLT, HT M12-70	4		
10 - 36	K0000100252	BOLT, M10-25	2		
10 - 37	K0100100002	NUT, M10	2		
10 - 38	K1440000010	GREASE NIPPLE, A	1		

11. PEDAL SECTION

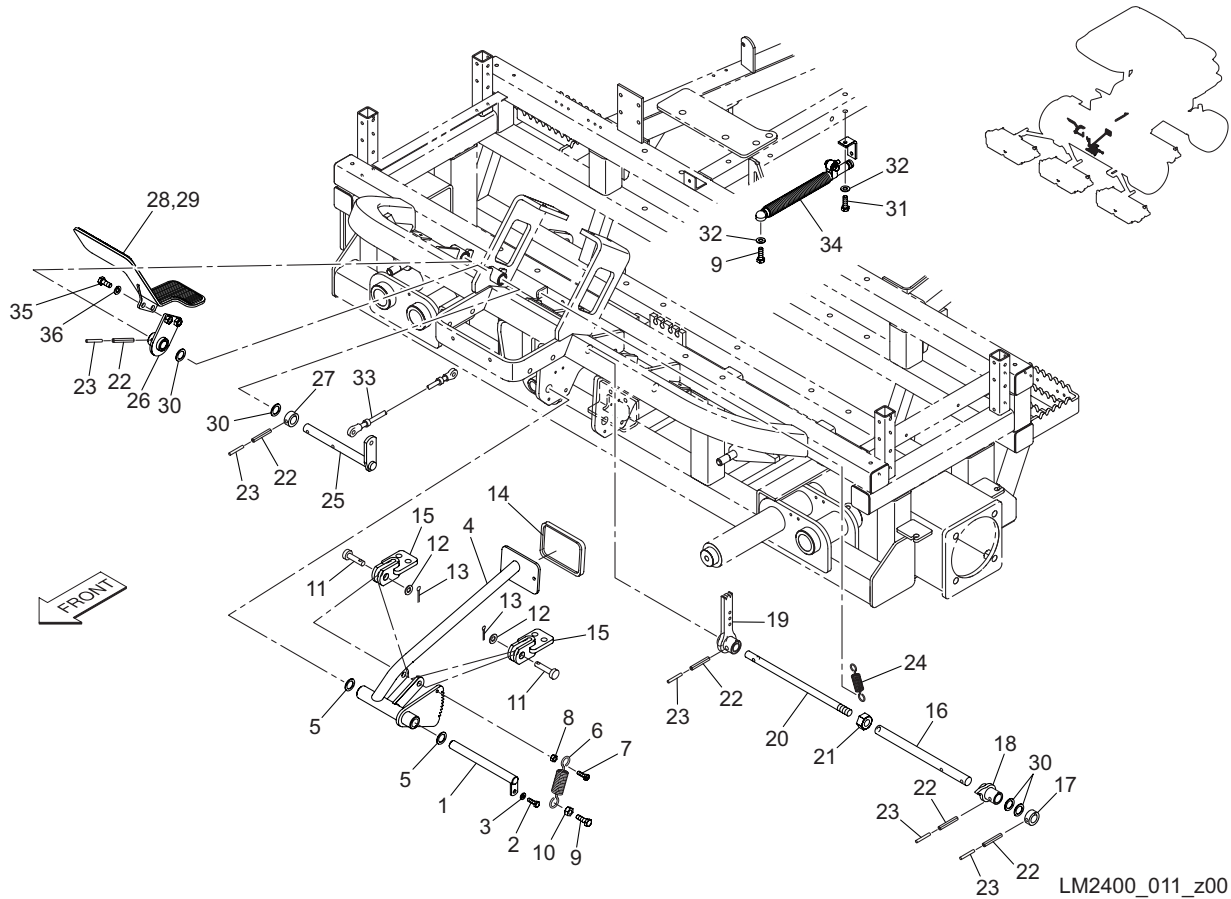
LM2400



Cat No.	Code No.	Part name	Qty	Remark	SN of application
11 - 1	LM2400-0801Z2	SHAFT, PEDAL	1		
11 - 2	K0200060002	WASHER, SPRING M6	1		
11 - 3	K0000060202	BOLT, M6-20	1		
11 - 4	LM2400-0802ZD	PEDAL, BRAKE	1		
11 - 5	K5051016240	WASHER, C5191P 1-16-24	2		
11 - 6	K1020000208	SPRING, WITH ROUND HOOK M1.6-16.6-65.2	1		
11 - 7	K0024060201	BOLT, WITH HEX. HOLE M6-20	1		
11 - 8	K0100060002	NUT, M6	1		
11 - 9	K0000080252	BOLT, M8-25	2		
11 - 10	K0100080002	NUT, M8	1		
11 - 11	K6031100258	PIN, FLAT HEAD HT M10-25	2		
11 - 12	K5000100002	WASHER, M10	2		
11 - 13	K0300025202	PIN, COTTER M2.5-20	2		
11 - 14	K4050000050	RUBBER, FOR PEDAL 70100	1		
11 - 15	LM2400-0803Z2	RETAINER, WIRE	2		
11 - 16	LM2400-0804Z2	SHAFT, LOCKING	1		
11 - 17	K6215000622	COLLAR, STKM WITH HOLE M16-25-15	1		
11 - 18	LM2400-0806Z2	LOCK, BRAKE	1		
11 - 19	LM2400-0807Z2	LEVER, LOCKING	1		
11 - 20	LM2400-0808Z2	SHAFT, LOCKING LEVER	1		
11 - 21	K0100100002	NUT, M10	1		
11 - 22	K0320050281	PIN, SPRING M5-28	5		
11 - 23	K0320030251	PIN, SPRING M3-25	5		
11 - 24	K1020000178	SPRING, WITH ROUND HOOK M1-10-50	1		
11 - 25	LM2400-0809Z2	SHAFT, PEDAL	1		
11 - 26	LM2400-0810ZD	FULCRUM, PEDAL	1		
11 - 27	K6215000622	COLLAR, STKM WITH HOLE M16-25-15	1		
11 - 28	LM2400-0811ZD	PEDAL, TRAVELLING	1		
11 - 29	LM2400-0812Z0	RUBBER, PEDAL	1		
11 - 30	K5051016240	WASHER, C5191P 1-16-24	2		

11. PEDAL SECTION

LM2400

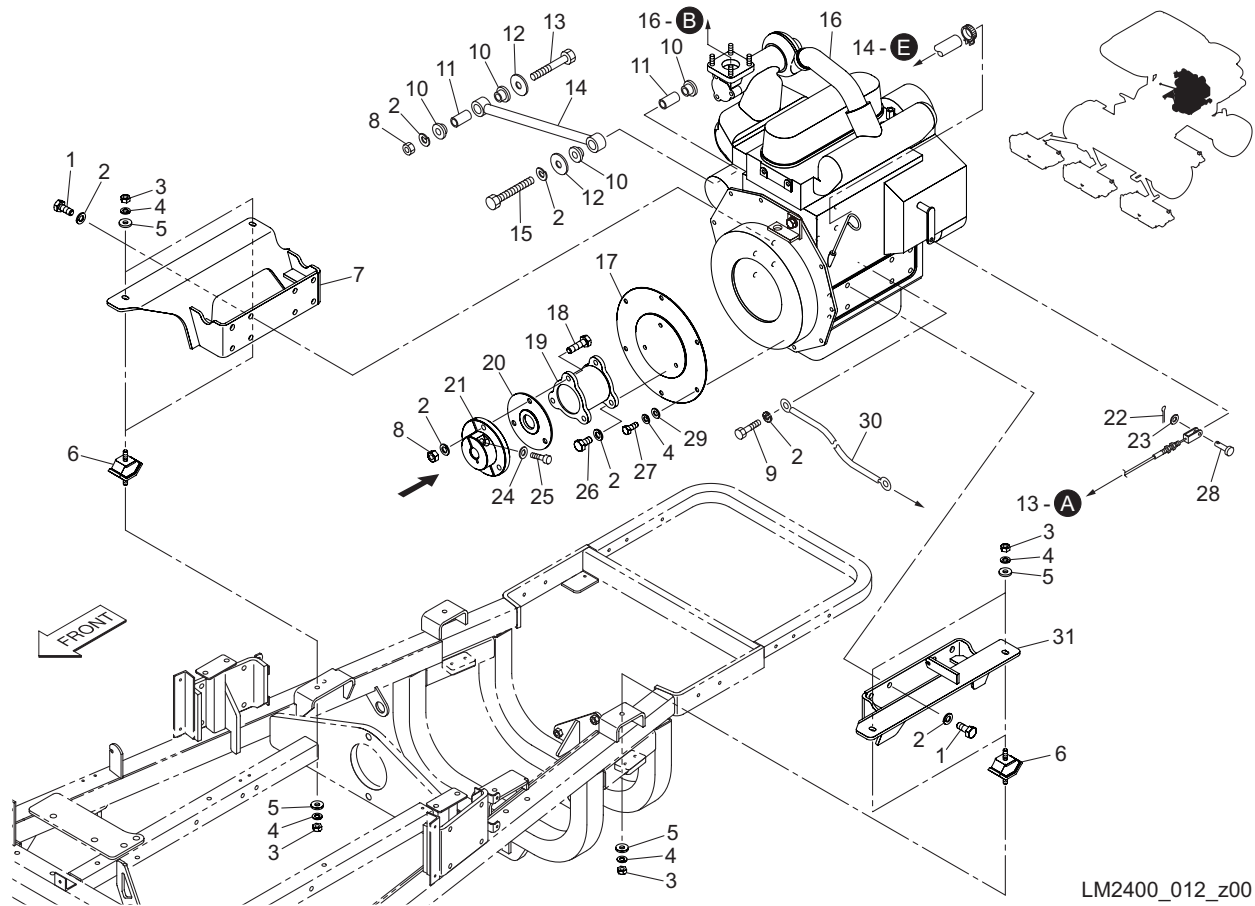


LM2400_011_z00

Cat No.	Code No.	Part name	Qty	Remark	SN of application
11 - 31	K0000080202	BOLT, M8-20	1		
11 - 32	K5000080002	WASHER, M8	2		
11 - 33	K1160121010	CABLE, PUSH-PULL 1210	1		
11 - 34	K3380000010	DAMPER, FOR LEVER	1		
11 - 35	K0000080152	BOLT, M8-15	2		
11 - 36	K0200080002	WASHER, SPRING M8	2		

12. ENGINE SECTION : A

LM2400

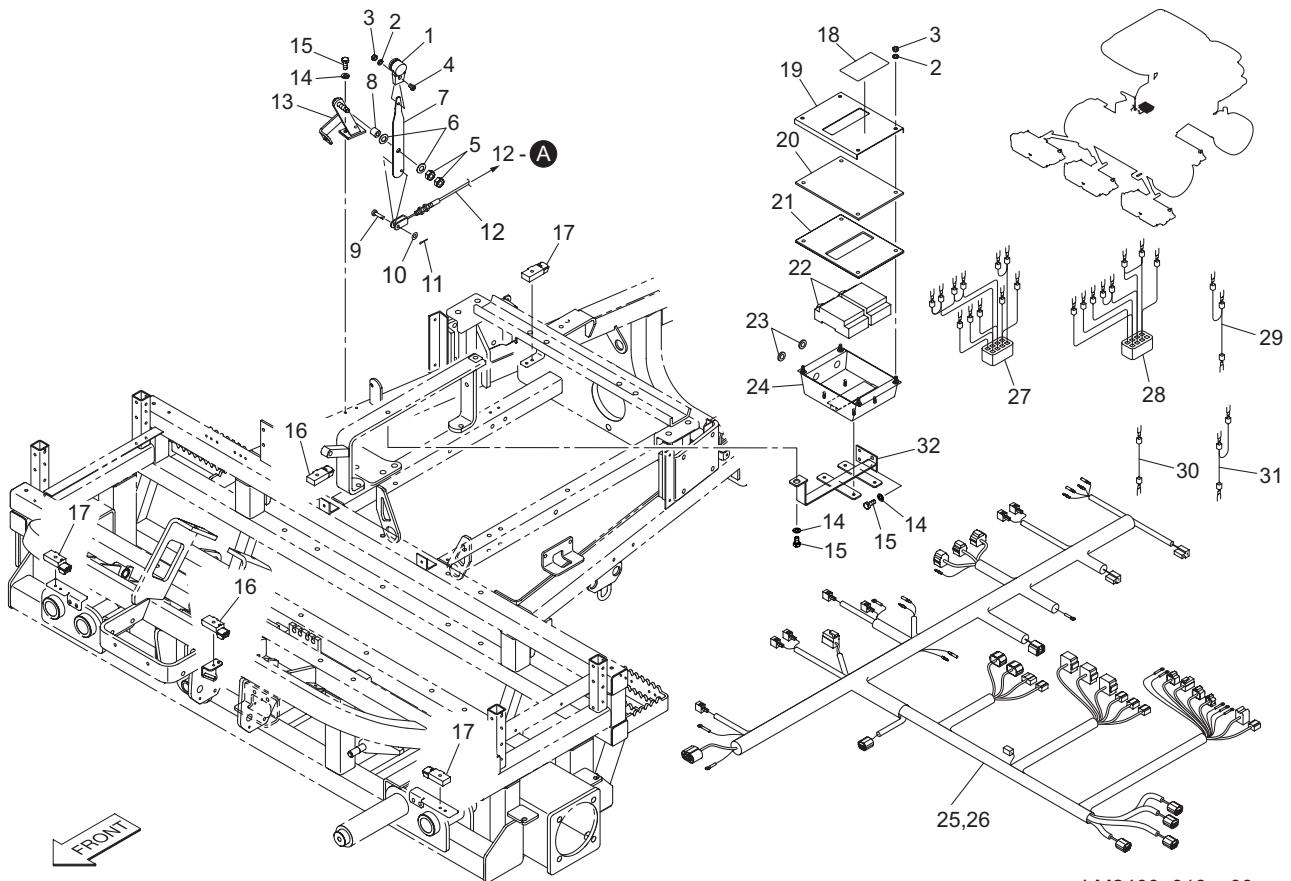


LM2400_012_z00

Cat No.	Code No.	Part name	Qty	Remark	SN of application
12 - 1	K0017100252	BOLT, SMALL HT P1.25 M10-25	16		
12 - 2	K0200100002	WASHER, SPRING M10	25		
12 - 3	K0100080002	NUT, M8	8		
12 - 4	K0200080002	WASHER, SPRING M8	14		
12 - 5	K5073208202	WASHER, SPHC 3.2-8-20	8		
12 - 6	K4040000150	RUBBER, VIBRATION PROOF EC4001	4		
12 - 7	LM2400-0502ZD	MOUNT, ENGINE (R)	1		
12 - 8	K0100100002	NUT, M10	4		
12 - 9	K0001100202	BOLT, P1.25 M10-20	1		
12 - 10	K4031000310	RUBBER, PLATE 32	4		
12 - 11	K6211000062	COLLAR, SGP M12.7-17.3-31	2		
12 - 12	K5073210352	WASHER, SPHC 3.2-10-35	2		
12 - 13	K0010100602	BOLT, HT M10-60	1		
12 - 14	LM285--0551ZD	ROD, TORQUE	1		
12 - 15	K0014100602	BOLT, HT P1.25 M10-60	1		
12 - 16	K2691000100	ENGINE, KUBOTA D1105-T-E3B	1		
12 - 17	LM282--0542Z2	FITTING, MOUNTING JOINT	1		
12 - 18	K0010100352	BOLT, HT M10-35	3		
12 - 19	K1620000240	JOINT, BC75ACP230	1		
12 - 20	K6204000562	SPACER, 118	1		
12 - 21	K6204000572	DISK, DRIVING PUMP SIDE	1		
12 - 22	K0300016122	PIN, COTTER M1.6-12	1		
12 - 23	K5000050002	WASHER, M5	1		
12 - 24	K0215100002	WASHER, DISK SPRING H M10-2	1		
12 - 25	K0024100351	BOLT, WITH HEX. HOLE M10-35	1		
12 - 26	K0010100202	BOLT, HT M10-20	3		
12 - 27	K0010080202	BOLT, HT M8-20	6		
12 - 28	K6030050122	PIN, FLAT HEAD M5-12	1		
12 - 29	K5000080002	WASHER, M8	6		
12 - 30	K3611000430	WIRE, TO EARTH 500	1		

13. ENGINE SECTION : B

LM2400

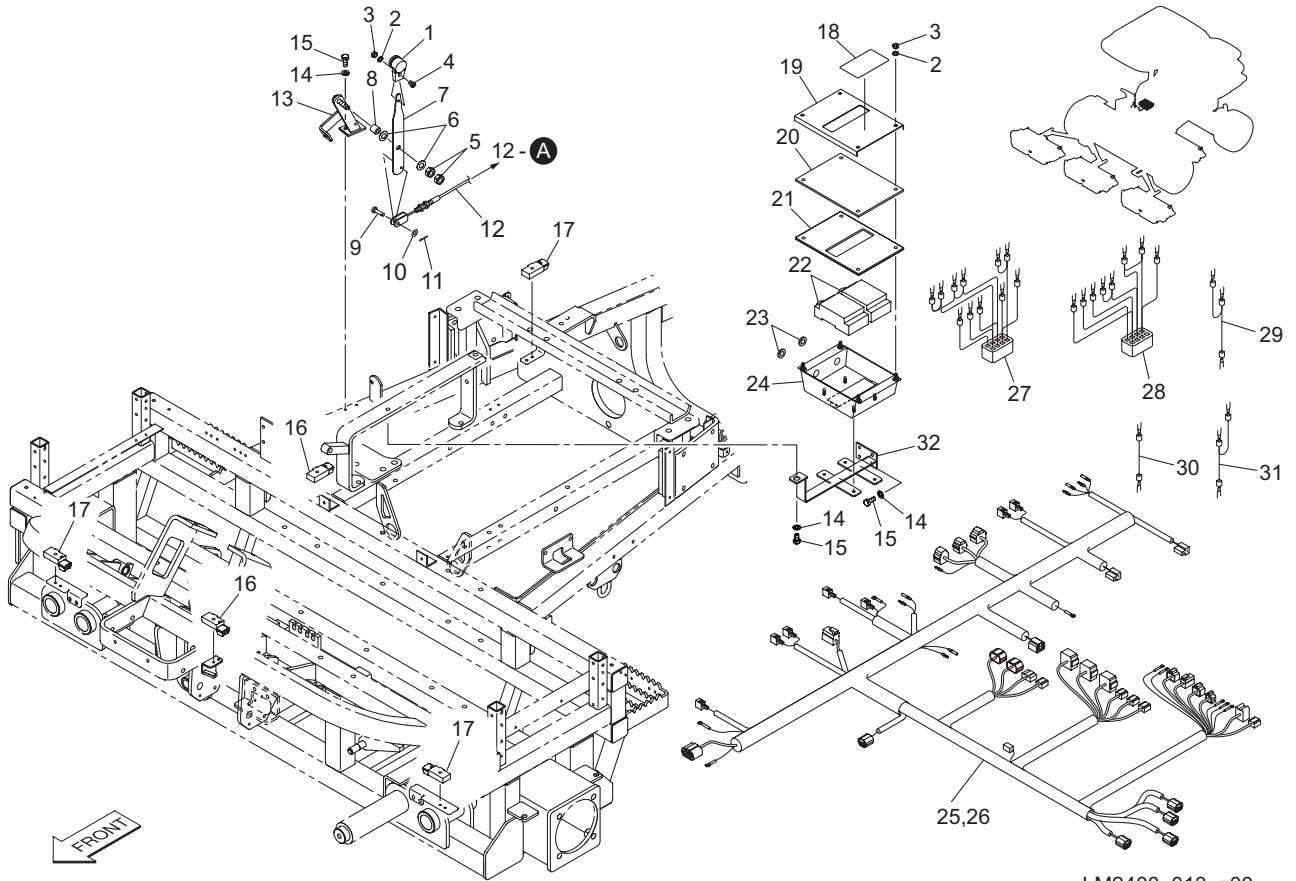


LM2400_013_z00

Cat No.	Code No.	Part name	Qty	Remark	SN of application
13 - 1	K1301000150	GRIP, PLASTIC THROTTLE LEVER	1		
13 - 2	K0200050002	WASHER, SPRING M5	5		
13 - 3	K0100050002	NUT, M5	5		
13 - 4	K0042050082	SCREW, + ROUND HEAD M5-8	1		
13 - 5	K0100100002	NUT, M10	2		
13 - 6	K0210100002	SPRING, CONICAL DISC L M10	2		
13 - 7	LM318--0510Z2	SHANK, THROTTLE LEVER	1		
13 - 8	K6212000092	COLLAR, STKM M10-16-10	1		
13 - 9	K6030050122	PIN, FLAT HEAD M5-12	1		
13 - 10	K5000050002	WASHER, M5	1		
13 - 11	K0300016122	PIN, COTTER M1.6-12	1		
13 - 12	K1110168020	WIRE, THROTTLE 1680	1		
13 - 13	LM2400-0590ZD	BRACKET, THROTTLE WIRE	1		
13 - 14	K0200060002	WASHER, SPRING M6	5		
13 - 15	K0000060152	BOLT, M6-15	5		
13 - 16	K3720000150	SWITCH, PROXIMITY NO	2		
13 - 17	K3720000160	SWITCH, PROXIMITY NO+	3		
13 - 18	LM2700-0570Z0	BOX COVER LABEL	1		
13 - 19	GM2800-0519ZD	COVER, BOX	1		
13 - 20	GM2800-0518Z0	BOARD, ACRYLIC M 1.5-134189	1		
13 - 21	GM2800-0517Z0	PACKING, RUBBER 1-134189	1		
13 - 22	K3680000030	RELAY BOX, G6B-4CB	2		
13 - 23	K0900300160	GROMMET, W/SEALING C30SG16A	2		
13 - 24	GM2800-0516ZD	RELAY BOX	1		
13 - 25	K3194101000	TUBE, SPIRAL SP-15-10-100	2		
13 - 26	LM2400-0522Z0	HARNESS	1		
13 - 27	LM2400-0507Z0	WIRE, RELAY A	1		
13 - 28	LM2400-0508Z0	WIRE, RELAY B	1		
13 - 29	LM2400-0509Z0	WIRE, RELAY C	1		
13 - 30	LM2400-0510Z0	WIRE, RELAY D	1		

13. ENGINE SECTION : B

LM2400

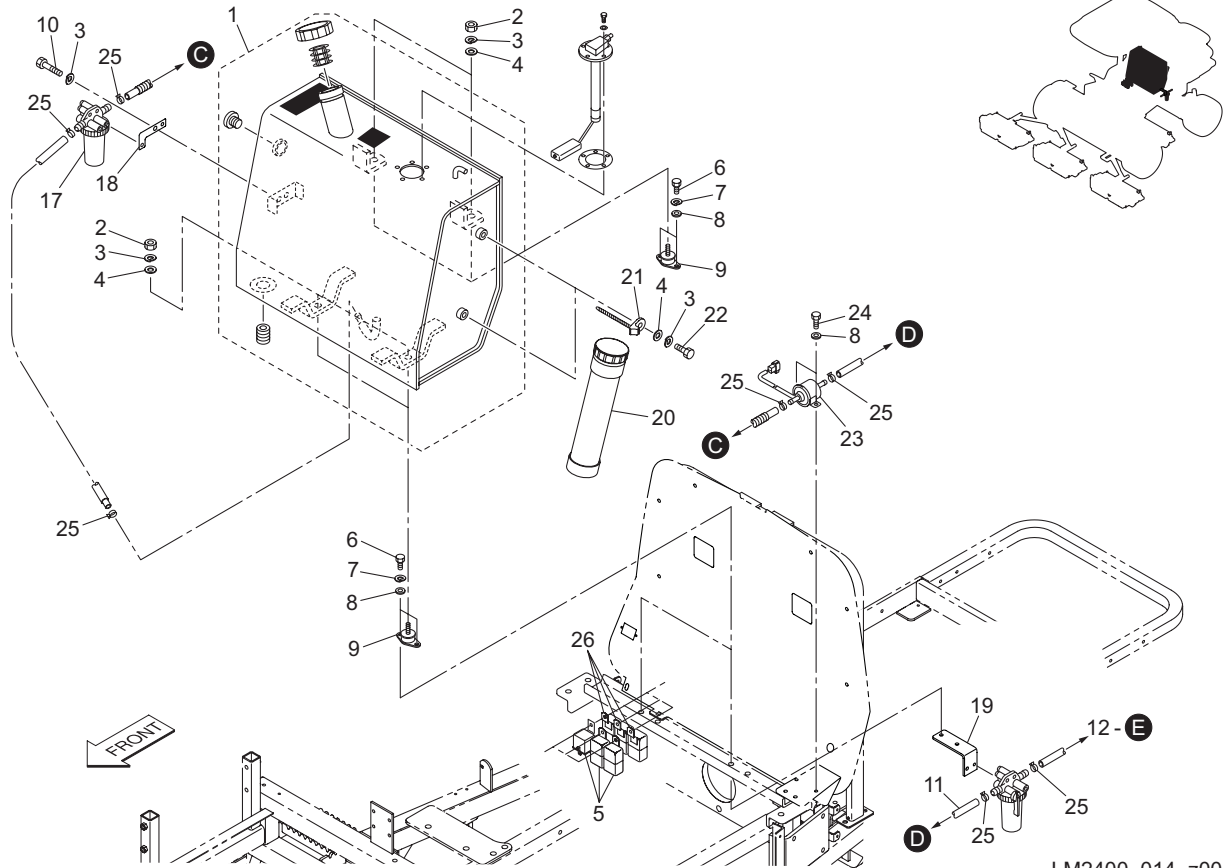


LM2400_013_z00

Cat No.	Code No.	Part name	Qty	Remark	SN of application
13 - 31	LM2400-0511Z0	WIRE, RELAY E	1		
13 - 32	LM2400-0612ZD	STAY, RELAY BOX	1		

14. ENGINE SECTION : C

LM2400

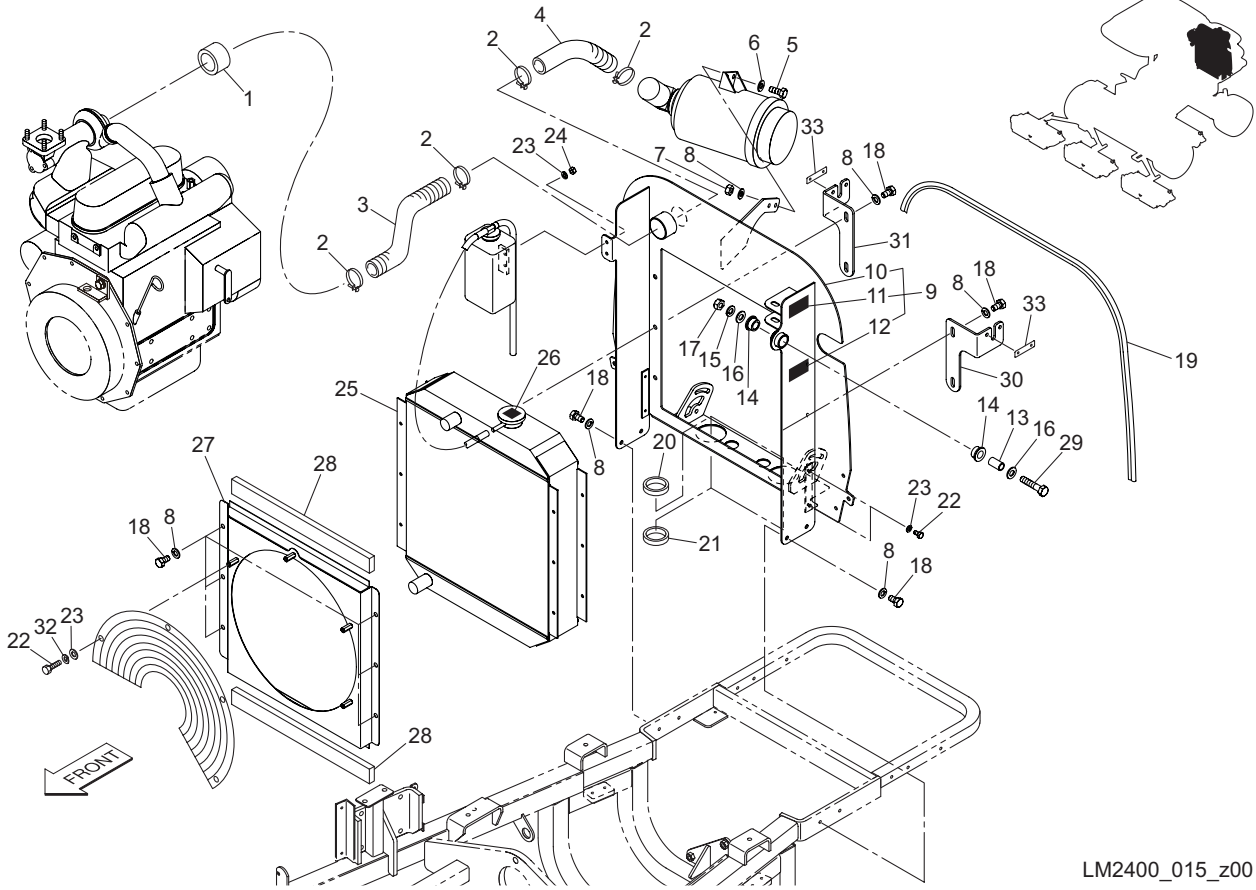


LM2400_014_z00

Cat No.	Code No.	Part name	Qty	Remark	SN of application
14 - 1	LM285--0506A0	TANK COMP, FUEL	1		
14 - 2	K0100080002	NUT, M8	4		
14 - 3	K0200080002	WASHER, SPRING M8	7		
14 - 4	K5000080002	WASHER, M8	6		
14 - 5	K3681000070	RELAY, POWER MR5A411A1K	3		
14 - 6	K0000060102	BOLT, M6-10	8		
14 - 7	K0200060002	WASHER, SPRING M6	8		
14 - 8	K5000060002	WASHER, M6	10		
14 - 9	K4042000040	RUBBER, VIBRATION PROOF KB-30	4		
14 - 10	K0000080602	BOLT, M8-60	1		
14 - 11	PF09661-8250-0	TUBE, FUEL	1		
14 - 12	K3653000010	GAUGE, FUEL 52BG2	1		
14 - 13	K0042050122	SCREW, + ROUND HEAD M5-12	2		
14 - 14	K5000050002	WASHER, M5	2		
14 - 15	K3641000040	LAMP, PILOT	1		
14 - 16	K0100050002	NUT, M5	2		
14 - 17	K3420000070	FILTER ASSY, (SEPARATOR)	1		
14 - 18	LM2400-0505Z2	BRACKET, SEDIMENTER	1		
14 - 19	LM2400-0506ZD	STAY, FUEL FILTER	1		
14 - 20	SP05---2120Z0	CASE, FOR MANUALS	1		
14 - 21	K4241000140	BAND, PLASTIC TIE MOUNT CL8-SB8	2		
14 - 22	K0000080152	BOLT, M8-15	2		
14 - 23	PFR1401-5135-1	PUMP ASSY, FUEL	1		
14 - 24	K0000060152	BOLT, M6-15	2		
14 - 25	PF14911-4275-1	CLIP, PIPE	6		
14 - 26	K3681000060	RELAY, CALAF-12V-N-5	3		

15. ENGINE SECTION : D

LM2400

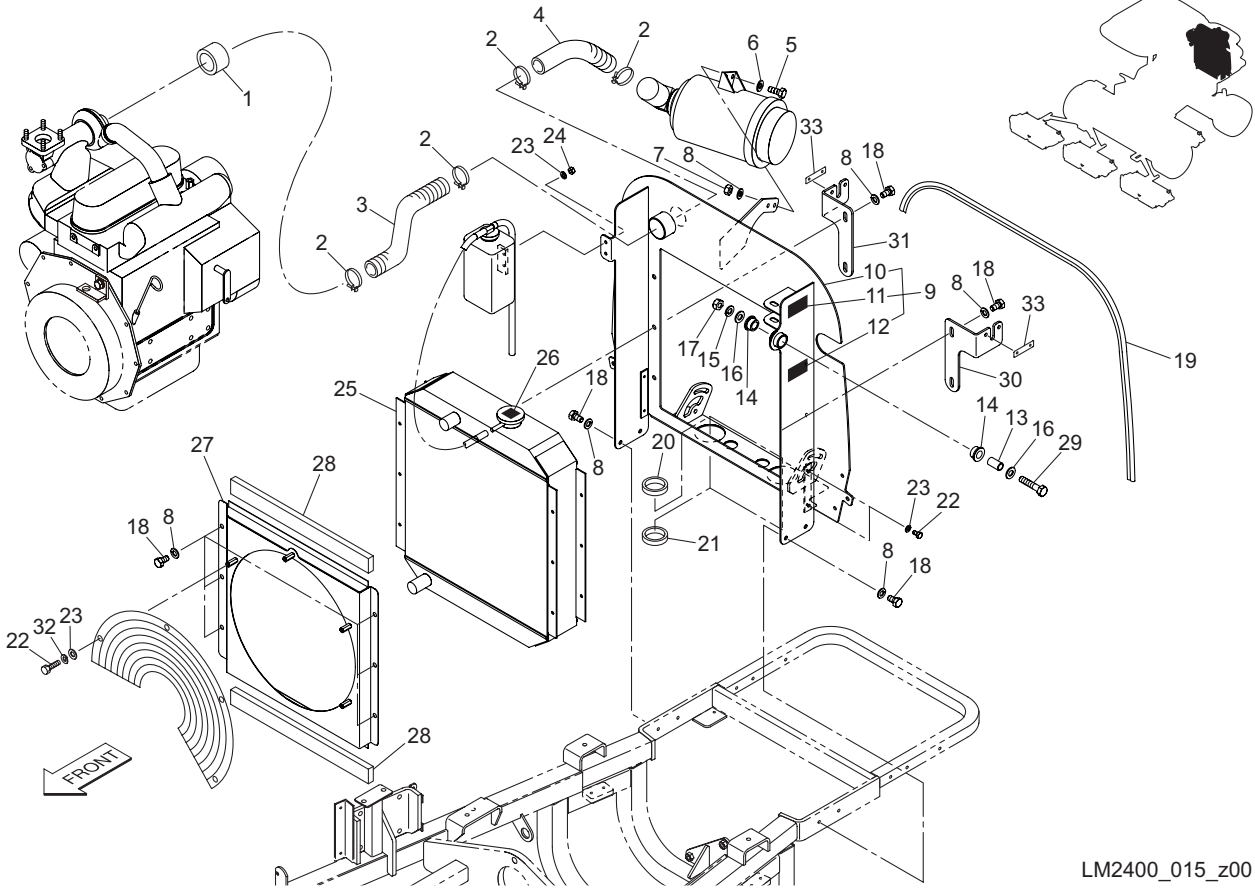


LM2400_015_z00

Cat No.	Code No.	Part name	Qty	Remark	SN of application
15 - 1	LM285--0555Z0	COLLAR, TURBINE	1		
15 - 2	K4262057000	CLAMP, LS BAND 57	4		
15 - 3	K3170004000	HOSE, 50 BANNER A 400	1		
15 - 4	K3170001500	HOSE, 50 BANNER A 150	1		
15 - 5	K0000080202	BOLT, M8-20	2		
15 - 6	K5000080002	WASHER, M8	2		
15 - 7	K0100080002	NUT, M8	2		
15 - 8	K0200080002	WASHER, SPRING M8	18		
15 - 9	LM2400-0561Z0	BRACKET, RADIATOR WITH DECAL	1		
15 - 10	LM2400-0521ZD	BRACKET, RADIATOR	1		
15 - 11	K4205001540	DECAL, CAUTION TO HOT PARTS	1		
15 - 12	K4205001530	DECAL, CAUTION TO ROTATING OBJECT	1		
15 - 13	K6211000062	COLLAR, SGP M12.7-17.3-31	1		
15 - 14	K4031000020	RUBBER, ROUND FOR HANDLE 32	2		
15 - 15	K0200100002	WASHER, SPRING M10	1		
15 - 16	K5000100002	WASHER, M10	2		
15 - 17	K0100100002	NUT, M10	1		
15 - 18	K0000080152	BOLT, M8-15	16		
15 - 19	K3198310000	TRIM, SEAL 6100-32C-1000	1		
15 - 20	K0900300660	GROMMET, W/SEALING C30SG30A	2		
15 - 21	K0900300300	GROMMET, W/SEALING C30SG30A	2		
15 - 22	K0000060152	BOLT, M6-15	8		
15 - 23	K0200060002	WASHER, SPRING M6	8		
15 - 24	K0100060002	NUT, M6	2		
15 - 25	K2730000040	RADIATOR	1		
15 - 26	K4205001970	DECAL, CAUTION SPOUTING COOLANT	1		
15 - 27	LM285--0560Z0	SHROUD, WITH STICKER	1		
15 - 28	LM282--0522Z0	SPONGE, URETHANE	2		
15 - 29	K0003100502	BOLT, M10-50	1		
15 - 30	LM2400-0923ZD	BRACKET, FULCRUM (L)	1		

15. ENGINE SECTION : D

LM2400

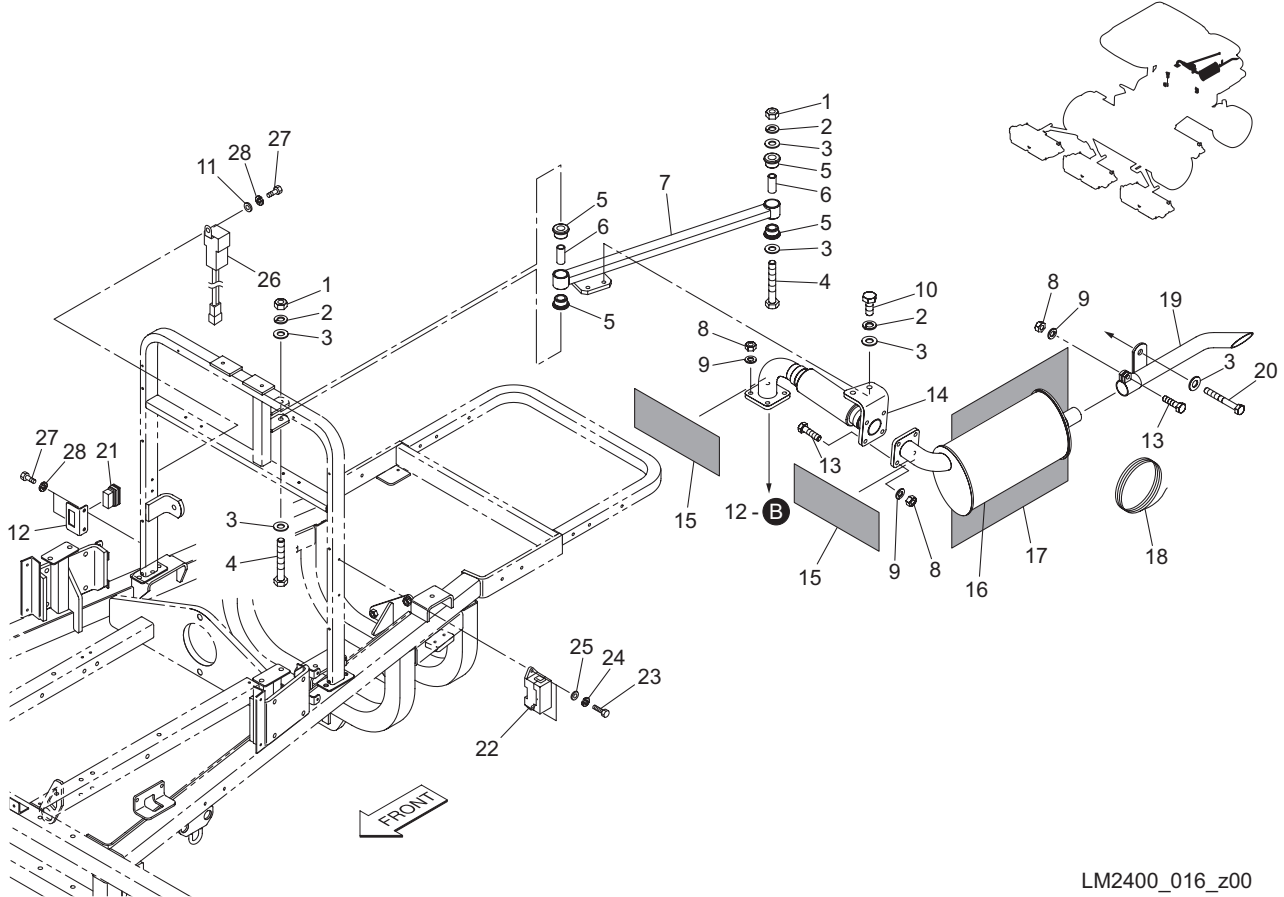


LM2400_015_z00

Cat No.	Code No.	Part name	Qty	Remark	SN of application
15 - 31	LM2400-0924ZD	BRACKET, FULCRUM (R)	1		
15 - 32	K5000060002	WASHER, M6	2		
15 - 33	LM2400-0922ZD	RETAINER, FULCRUM SHAFT	2		

16. ENGINE SECTION : E

LM2400

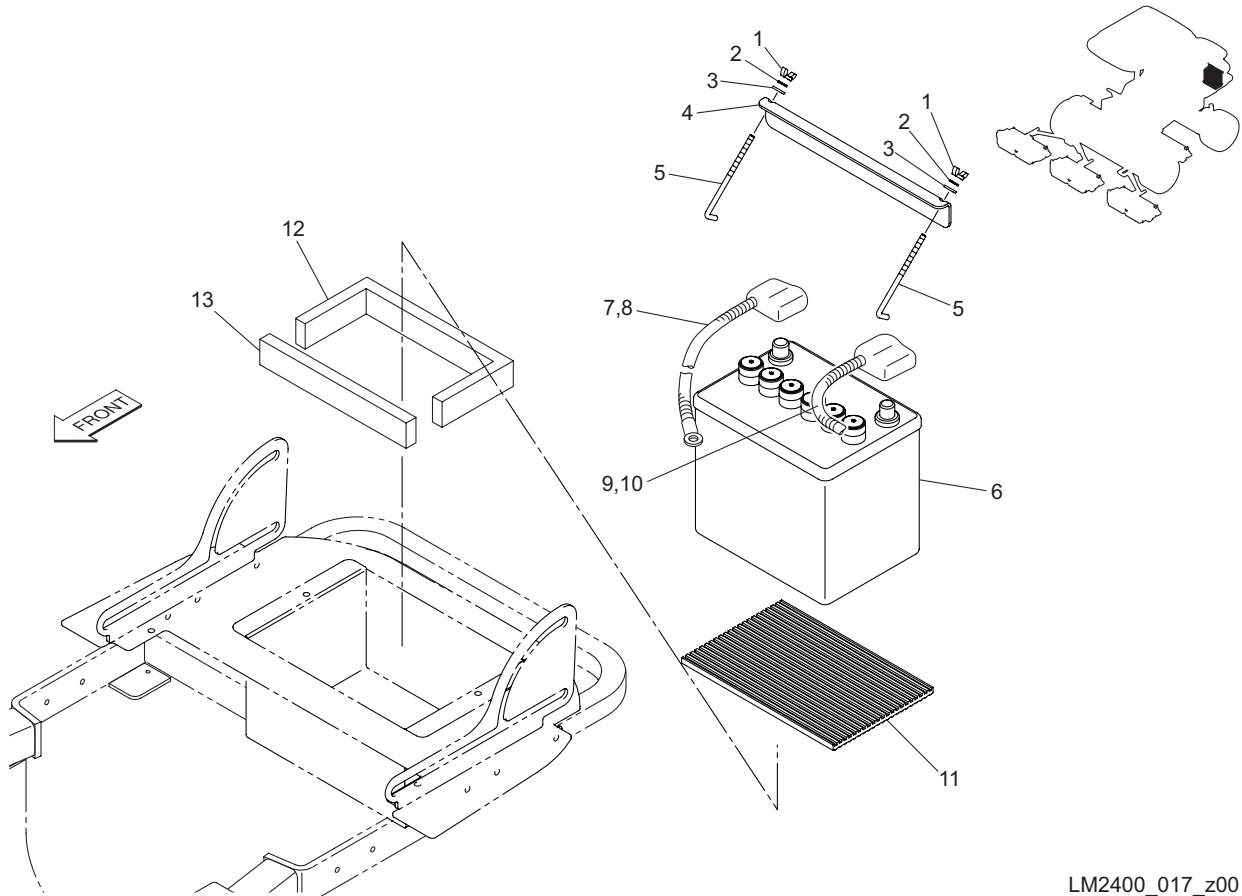


LM2400_016_z00

Cat No.	Code No.	Part name	Qty	Remark	SN of application
16 - 1	K0100100002	NUT, M10	2		
16 - 2	K0200100002	WASHER, SPRING M10	4		
16 - 3	K5000100002	WASHER, M10	4		
16 - 4	K0010100702	BOLT, HT M10-70	7		
16 - 5	K4031000050	RUBBER, ROUND FOR HANDLE 35	4		
16 - 6	K6211000022	COLLAR, M12-17.3-40	2		
16 - 7	LM285--0554ZD	BAR, SUPPORTING	1		
16 - 8	K0100080002	NUT, M8	9		
16 - 9	K0200080002	WASHER, SPRING M8	9		
16 - 10	K0000100252	BOLT, M10-25	2		
16 - 11	K5000060002	WASHER, M6	1		
16 - 12	LM2400-0630Z2	STAY, SWITCH	1		
16 - 13	K0000080302	BOLT, M8-30	5		
16 - 14	LM285--0552ZU	PIPE, FLEXIBLE EXHAUST	1		
16 - 15	K4230000040	PLATE, GLASS-FABRICS 1.6-301000	2		
16 - 16	K2693000030	MUFFLER	1		
16 - 17	K4230000140	PLATE, GLASS-FABRICS 1.6-285420	1		
16 - 18	K4980015000	WIRE, SUS 1.2-1500	1		
16 - 19	LM2400-0512ZU	PIPE, TAIL	1		
16 - 20	K0003100502	BOLT, M10-50	1		
16 - 21	K3661000070	SWITCH, ROCKER RED	1		
16 - 22	K3630000170	FUSE BLOCK, MNI 10P-C	1		
16 - 23	K0000050152	BOLT, M5-15	2		
16 - 24	K0200050002	WASHER, SPRING M5	2		
16 - 25	K5000050002	WASHER, M5	2		
16 - 26	K3630000130	FUSE BLOCK, FUSIBLE LINK 50A	1		
16 - 27	K0000060152	BOLT, M6-15	3		
16 - 28	K0200060002	WASHER, SPRING M6	3		

17. ENGINE SECTION : F

LM2400

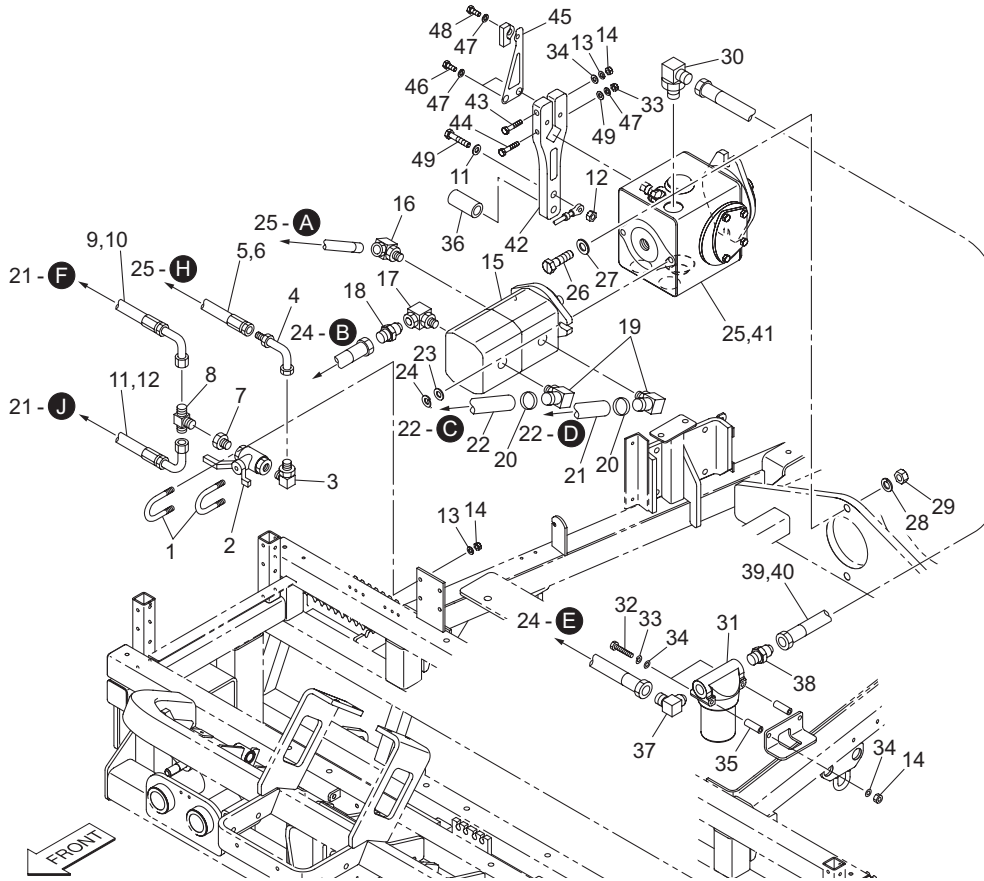


LM2400_017_z00

Cat No.	Code No.	Part name	Qty	Remark	SN of application
17 - 1	K0141060002	NUT, WING M6-3	2		
17 - 2	K0200060002	WASHER, SPRING M6	2		
17 - 3	K5012306162	WASHER, SPCC 2.3-6-16	2		
17 - 4	LM285--0911Z2	CLAMPER, BATTERY	1		
17 - 5	K6171000312	ROD, WITH M6	2		
17 - 6	K3600000160	BATTERY, FX75D23L	1		
17 - 7	K3610000230	WIRE, BATTERY (+) 1250	1		
17 - 8	K3196012000	TUBE, CORRUGATED 13-1200	1		
17 - 9	K3611000420	WIRE, TO EARTH 1000	1		
17 - 10	K3196009500	TUBE, CORRUGATED 13-950	1		
17 - 11	K4035000020	RUBBER, VIBRATION PROOF FOR BATTERY 256	1		
17 - 12	GM1600-0519Z0	SPONGE, RUBBER 8-610	1		
17 - 13	GM1600-0520Z0	SPONGE, RUBBER 8-250	1		

18. HYDRAULIC SECTION : A

LM2400

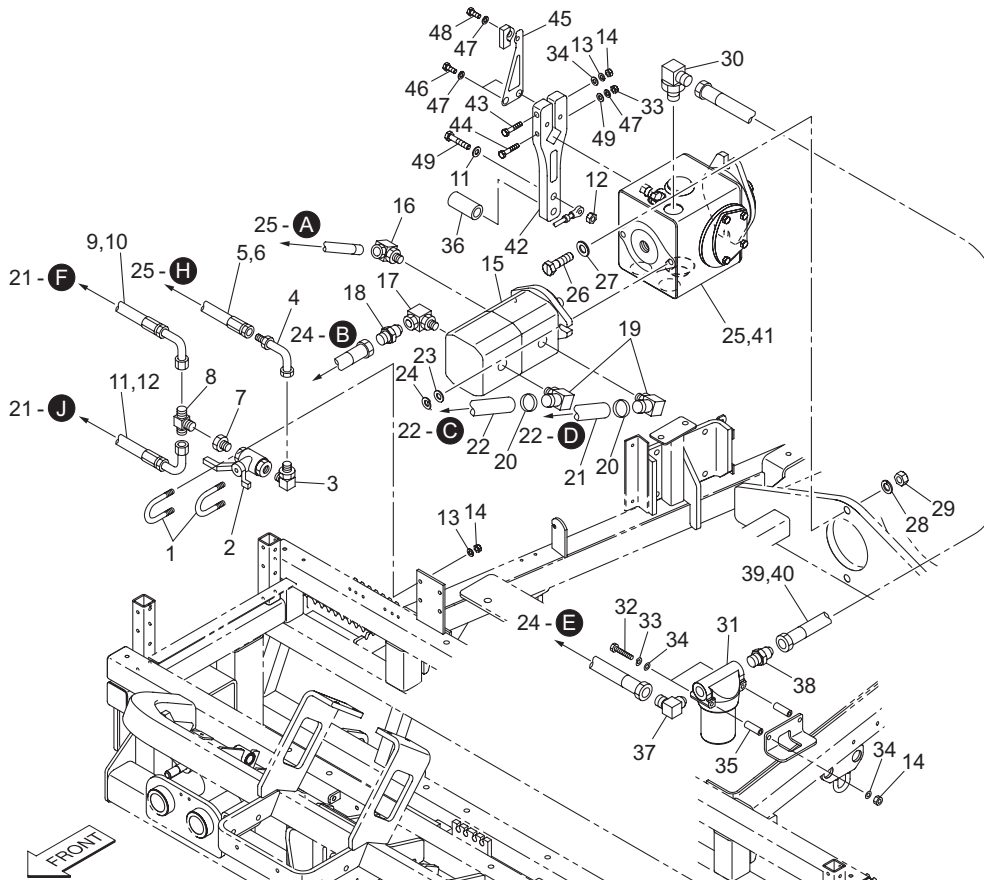


LM2400_018_z00

Cat No.	Code No.	Part name	Qty	Remark	SN of application
18 - 1	K0073000022	BOLT, WITH F-RING, M6-40	2		
18 - 2	K3360000010	VALVE, STOP 397819	1		
18 - 3	K3006000012-Y	ELBOW, ODD SIZED PT3/8*PF1/4	1		
18 - 4	K3025069042-Y	ADAPTOR, FOR PIPE 069-04	1		
18 - 5	K3104230400	HOSE, WP175-6-3-400	1		
18 - 6	K3190003000	TUBE, SPIRAL SP-12 300	1		
18 - 7	K3020060401-Y	BUSHING, BUT 3/8*1/4	1		
18 - 8	K3029000352-Y	TEE, PT1/4*PF1/4	1		
18 - 9	K3104231150	HOSE, WP175-6-3-1150	1		
18 - 10	K3190010500	TUBE, SPIRAL SP-12 1050	1		
18 - 11	K5000080002	WASHER, M8	1		
18 - 12	K0100080002	NUT, M8	1		
18 - 13	K0200060002	WASHER, SPRING M6	7		
18 - 14	K0100060002	NUT, M6	7		
18 - 15	K3253000020	PUMP, GEAR 10.8CC-6.0CC	1		
18 - 16	K3008000732-Y	ELBOW, WITH O-RING 1204-16-7/8	1		
18 - 17	K3008000562-Y	ELBOW, ADJUSTABLE 90-4045-10	1		
18 - 18	K3007000052-Y	ADAPTOR, ODD SIZED PT3/4*PF1/2	1		
18 - 19	K3008000302-Y	ADAPTOR, FPD21941	2		
18 - 20	K4260000190	CLAMP, HOSE JUBILEE BAND 1	2		
18 - 21	LM2400-0722Z0	HOSE, SUCTON 25-540	1		
18 - 22	LM2400-0724Z0	HOSE, SUCTON 25-420	1		
18 - 23	K0200100002	WASHER, SPRING M10	2		
18 - 24	K5000100002	WASHER, M10	2		
18 - 25	K3240000030	PUMP, PISTON LPV35	1		
18 - 26	K0013140502	BOLT HT M14-50	2		
18 - 27	K5000140002	WASHER, M14	2		
18 - 28	K0200140002	WASHER, SPRING M14	2		
18 - 29	K0100140002	NUT, M14	2		
18 - 30	K3008000792-Y	ELBOW, ADJUSTABLE UNF90-1128-15	1		

18. HYDRAULIC SECTION : A

LM2400

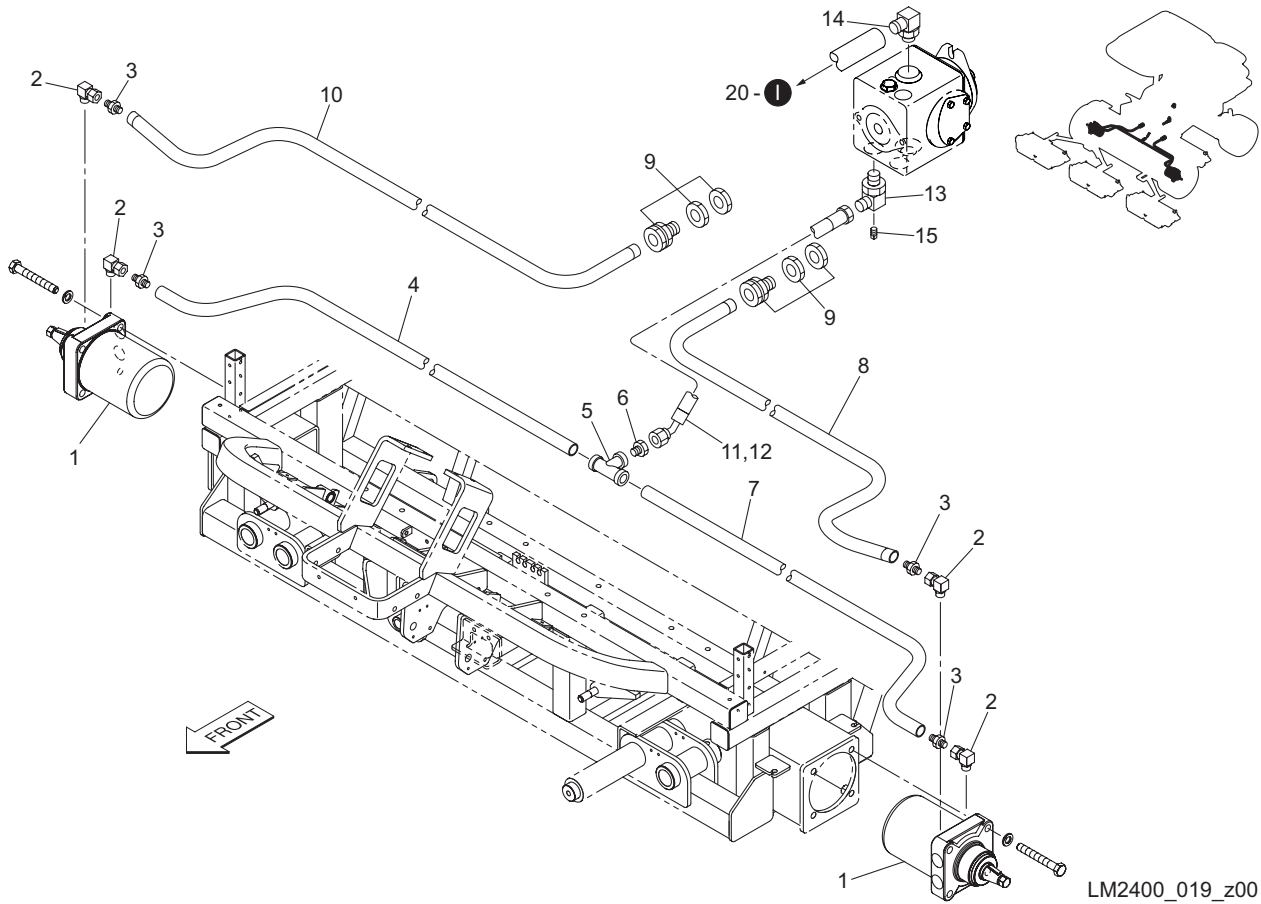


LM2400_018_z00

Cat No.	Code No.	Part name	Qty	Remark	SN of application
18 - 31	K3412000080	FILTER, CARTRIDGE DT-04A-10X	1		
18 - 32	K0003060902	BOLT, M6-90	2		
18 - 33	K0100050002	NUT, M5	1		
18 - 34	K5000060002	WASHER, M6	5		
18 - 35	K6210000162	COLLAR, SS41 6.5-16-31	2		
18 - 36	LM2400-0626Z2	COLLAR, STKM 8.5-17-36	1		
18 - 37	K3001120002-Y	ELBOW, 90 DEG 1033-12	1		
18 - 38	K3007000012-Y	ADAPTOR, ODD SIZED PT1/2*PF3/4	1		
18 - 39	K3100610390	HOSE, WP35-19-1-390	1		
18 - 40	K3192002900	TUBE, SPIRAL SP-20-290	1		
18 - 41	K1421020000-Y	PLUG, SQUARE HEAD SCREW	1		
18 - 42	LM2400-0607Z2	LEVER, TRUNNION	1		
18 - 43	K0000060502	BOLT, M6-50	1		
18 - 44	K0000050502	BOLT, M5-50	1		
18 - 45	LM2400-0636Z2	STAY, MAGNET N	1		
18 - 46	K0000050202	BOLT, M5-20	2		
18 - 47	K0200050002	WASHER, SPRING M5	4		
18 - 48	K0000050152	BOLT, M5-15	1		
18 - 49	K0000080802	BOLT, M8-80	1		
18 - 50	K5000050002	WASHER, M5	1		

19. HYDRAULIC SECTION : B

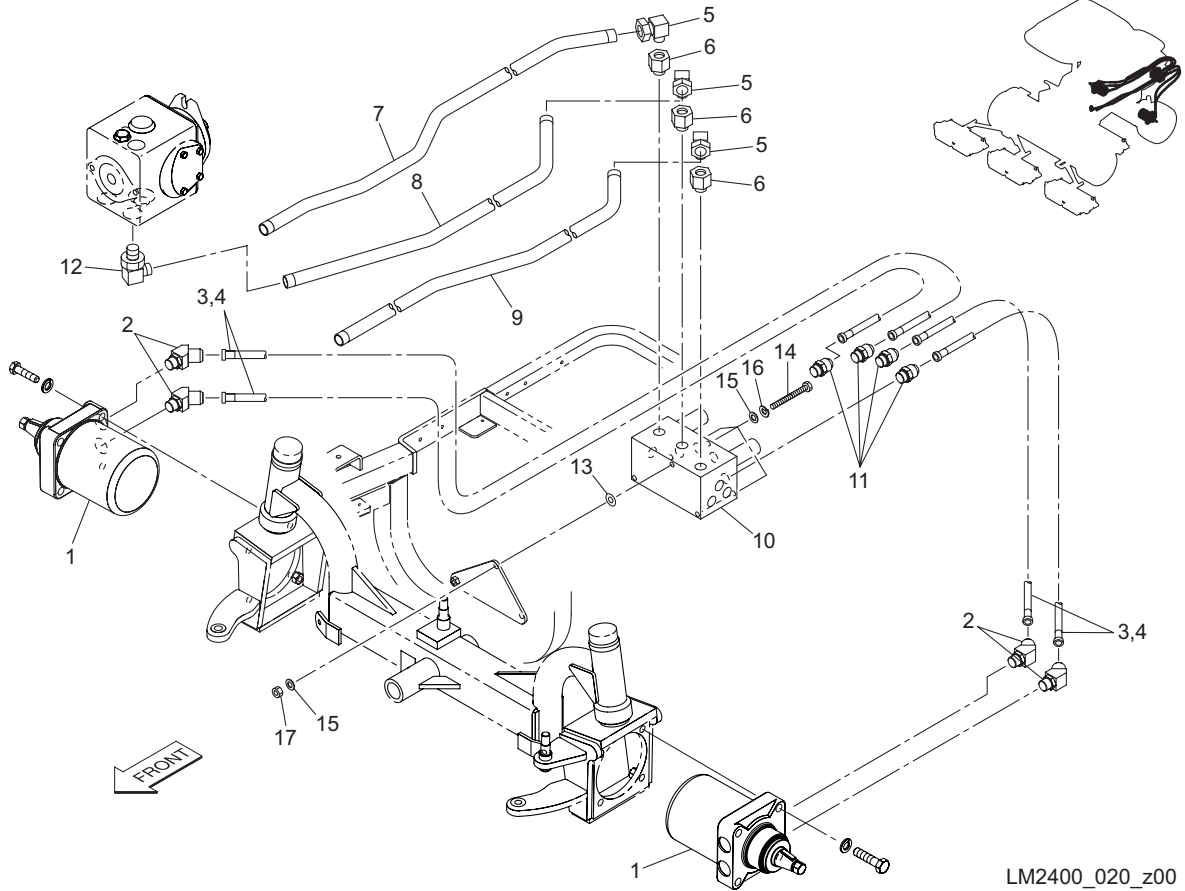
LM2400



Cat No.	Code No.	Part name	Qty	Remark	SN of application
19 - 1	K3292000020	MOTOR, WHEEL TG405US080AAAF	2		
19 - 2	K3008000822-Y	ELBOW, O-RING 4045-10-8	4		
19 - 3	K3026622081-Y	CONNECTOR, KCT 22-040E	4		
19 - 4	LM2400-0706Z2-Y	PIPE, IN TO MOTOR (FRONT R)	1		
19 - 5	LM2400-0791Z0	TIE, NIPPLE KTN22-060E	1		
19 - 6	LM2400-0790Z0	CONNECTOR, FEMALE 1015-12	1		
19 - 7	LM2400-0707Z2-Y	PIPE, IN TO MOTOR (FRONT L)	1		
19 - 8	LM2400-0708Z2-Y	PIPE, OUT FROM MOTOR (FRONT L)	1		
19 - 9	K3027922001-Y	UNION, KSU 22-000E	2		
19 - 10	LM2400-0709Z2-Y	PIPE, OUT FROM MOTOR (FRONT R)	1		
19 - 11	K3107620480	HOSE, WP280-19-2-480	1		
19 - 12	K3192003800	TUBE, SPIRAL SP-20 380	1		
19 - 13	K3008000802-Y	ELBOW, ADJUSTABLE UN90-1128-19	1		
19 - 14	K3008000302-Y	ADAPTOR, FPD21941	1		
19 - 15	K1421020000-Y	PLUG, SQUARE HEAD SCREW	1		

20. HYDRAULIC SECTION : C

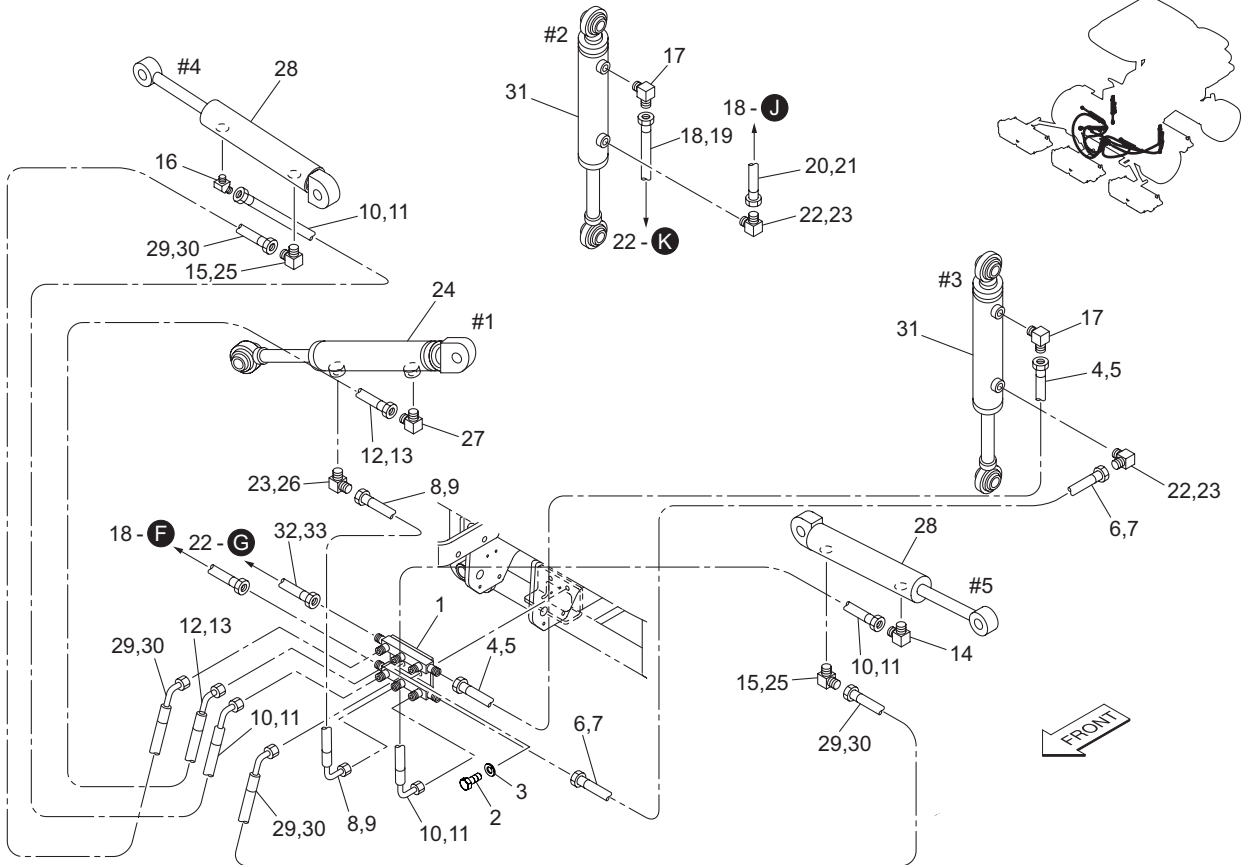
LM2400



Cat No.	Code No.	Part name	Qty	Remark	SN of application
20 - 1	K3292000010	MOTOR, WHEEL TG310US080AAAF	2		
20 - 2	K3008000762-Y	ELBOW, ADJUSTABLE UNF45-1129-15	4		
20 - 3	K3106511200	HOSE, WP245-15-1-1200	4		
20 - 4	K3192011000	TUBE, SPIRAL SP-20-1100	4		
20 - 5	K3026422121-Y	NIPPLE, KLO 22-060E	3		
20 - 6	K3008000842-Y	BUSH, 7/8-14UNFPF3/4	3		
20 - 7	LM2400-0710Z2-Y	PIPE, AWD VALVE (R)	1		
20 - 8	LM2400-0704Z2-Y	PIPE, OUT FROM MAIN PUMP	1		
20 - 9	LM2400-0711Z2-Y	PIPE, AWD VALVE (L)	1		
20 - 10	LM5000V0930Z0	VALVE, CROSS	1		
20 - 11	K3008000772-Y	CONNECTOR, WITH O-RING 1096-15	4		
20 - 12	K3008000812-Y	ELBOW, O-RING 1204-22-1, 1/16	1		
20 - 13	K5073210242	WASHER, SPHC 3.2-10-24	3		
20 - 14	K0013101302	BOLT, HT M10-130	3		
20 - 15	K5000100002	WASHER, M10	6		
20 - 16	K0200100002	WASHER, SPRING M10	3		
20 - 17	K0100100002	NUT, M10	1		

21. HYDRAULIC SECTION : D

LM2400

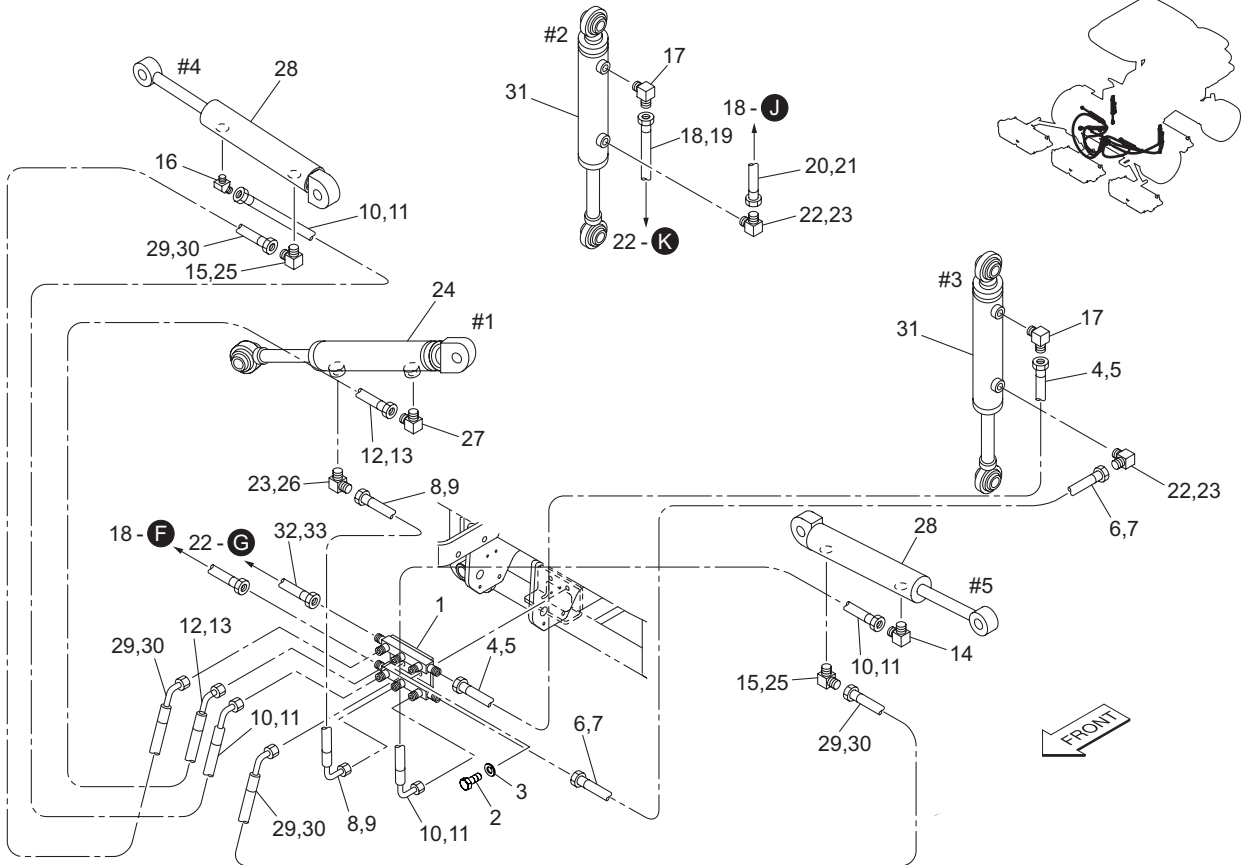


LM2400_021_z00

Cat No.	Code No.	Part name	Qty	Remark	SN of application
21 - 1	GM2800-0802Z2-Y	MANIFOLD	1		
21 - 2	K0000080202	BOLT, M8-20	2		
21 - 3	K0200080002	WASHER, SPRING M8	2		
21 - 4	K3100210900	HOSE, WP35-6-1-900	1		
21 - 5	K3190007500	TUBE, SPIRAL SP-12 750	1		
21 - 6	K3104210850	HOSE, WP175-6-1-850	1		
21 - 7	K3190007000	TUBE, SPIRAL SP-12 700	1		
21 - 8	K3104210300	HOSE, WP175-6-1-300	1		
21 - 9	K3190002000	TUBE, SPIRAL SP-12 200	1		
21 - 10	K3104230350	HOSE, WP175-6-3-350	2		
21 - 11	K3190002500	TUBE, SPIRAL SP-12 250	2		
21 - 12	K3100230400	HOSE, WP35-6-3-400	1		
21 - 13	K3190003000	TUBE, SPIRAL SP-12 300	1		
21 - 14	K3029000252-Y	ELBOW, 90 DEG 1033-6M6	1		
21 - 15	K3001060002	ELBOW, 90 DEG 1033-6	2		
21 - 16	K3029000372-Y	ELBOW, 45-1035-6M6	1		
21 - 17	K3006000152-Y	ELBOW, ODD SIZED PT1/8*PF1/4	2		
21 - 18	K3100230450	HOSE, WP35-6-3-450	1		
21 - 19	K3190003500	TUBE, SPIRAL SP-12 350	1		
21 - 20	K3104230350	HOSE, WP175-6-3-350	1		
21 - 21	K3190002500	TUBE, SPIRAL SP-12 250	1		
21 - 22	K3029000252-Y	ELBOW, 90 DEG 1033-6M6	2		
21 - 23	K0023000021-Y	SET SCREW, M6-6-0.8	3		
21 - 24	K3206000010	CYLINDER, 40-122-397	1		
21 - 25	K0023000051-Y	SETScrew, M6-6-1.2	2		
21 - 26	K3029000252-Y	ELBOW, 90 DEG 1033-6M6	1		
21 - 27	K3001060002	ELBOW, 90 DEG 1033-6	1		
21 - 28	K3206000020	CYLINDER, 40-219-505	2		
21 - 29	K3100230400	HOSE, WP35-6-3-400	2		
21 - 30	K3190003000	TUBE, SPIRAL SP-12 300	2		

21. HYDRAULIC SECTION : D

LM2400

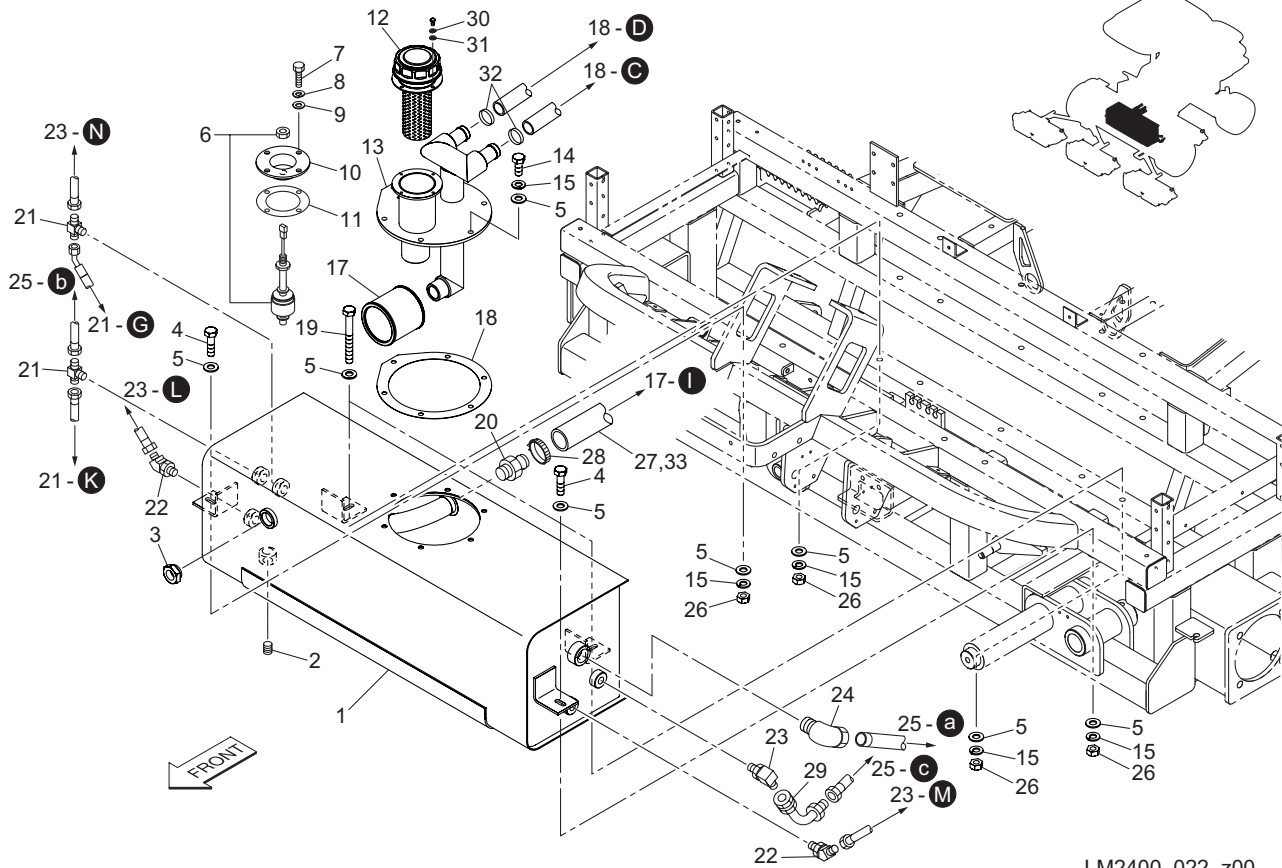


LM2400_021_z00

Cat No.	Code No.	Part name	Qty	Remark	SN of application
21 - 31	K3205000020	CYLINDER, 40-70 252	2		
21 - 32	K3100210560	HOSE, WP35-6-1-560	1		
21 - 33	K3190004600	TUBE, SPIRAL SP-12 460	1		

22. HYDRAULIC SECTION : E

LM2400

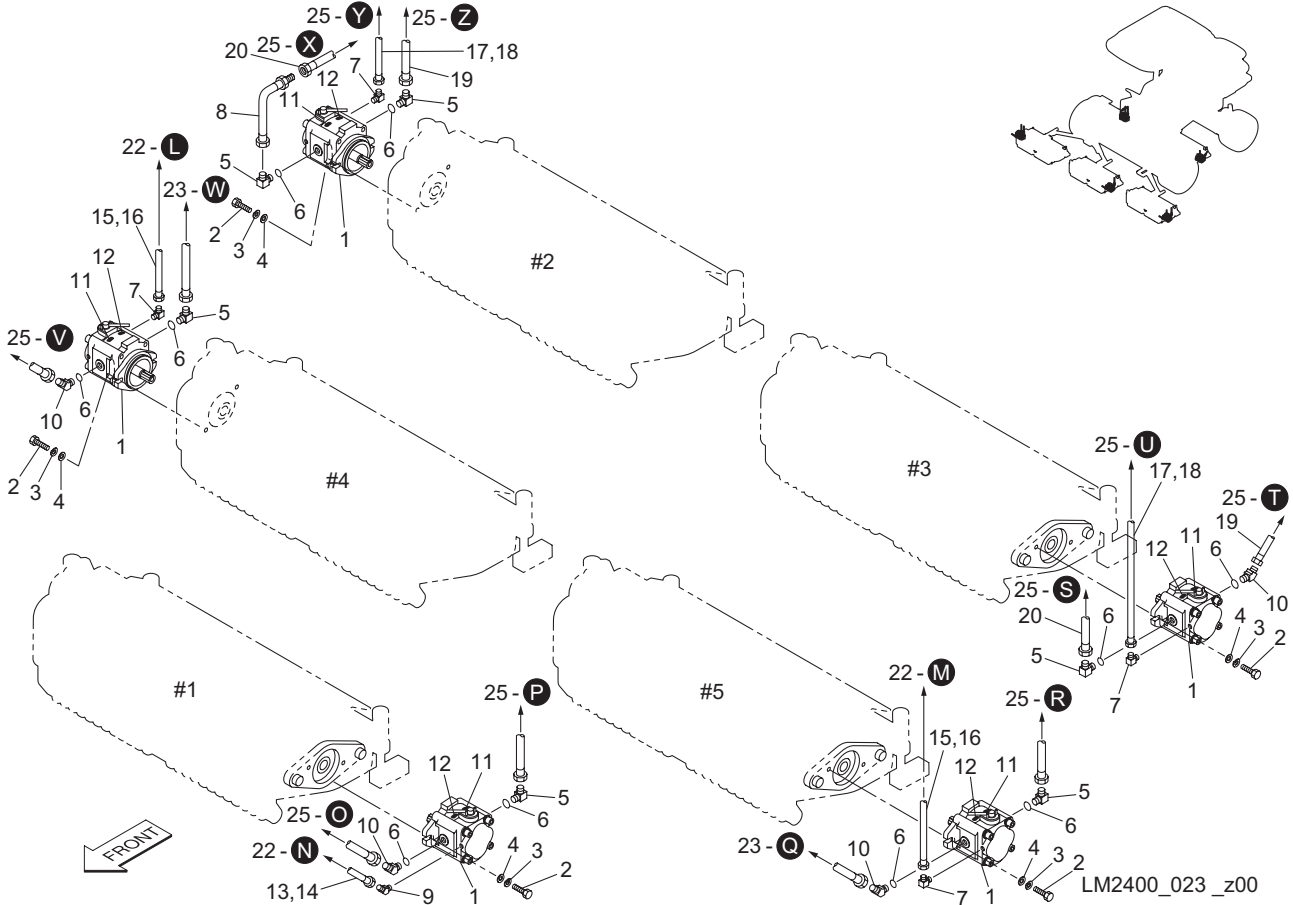


LM2400_022_z00

Cat No.	Code No.	Part name	Qty	Remark	SN of application
22 - 1	LM2400-0701ZD-Y	TANK, HYDRAULIC	1		
22 - 2	K1422106001-Y	PLUG, TAPER WITH HEX. HOLE T1, 3/8	1		
22 - 3	K1400000044-Y	GAUGE, OIL M TYPEPF3/4	1		
22 - 4	K0000080302	BOLT, M8-30	2		
22 - 5	K5000080002	WASHER, M8	14		
22 - 6	K3720000130	SENSOR, LEVEL SWITCH	1		
22 - 7	K0000060152	BOLT, M6-15	4		
22 - 8	K0200060002	WASHER, SPRING M6	4		
22 - 9	K5000060002	WASHER, M6	4		
22 - 10	LM2400-0702Z2-Y	BRACKET, OIL LEVEL SENSOR	1		
22 - 11	K4011000330	PACKING, OIL-SHEET 0.8-4575	1		
22 - 12	K3400000030	BREATHER, REFUELING HOLE FAB-50	1		
22 - 13	LM2400-0712Z2-Y	SUCTION PORT, HYDRAULIC	1		
22 - 14	K0000080202	BOLT, M8-20	6		
22 - 15	K0200080002	WASHER, SPRING M8	10		
22 - 16	K4260000190	CLAMP, HOSE JUBILEE BAND 1	2		
22 - 17	K3413000020	FILTER, SUCTION SFT-08-150W	1		
22 - 18	LM318--0711Z0	PACKING	1		
22 - 19	K0000080702	BOLT, M8-70	2		
22 - 20	K3009000132-Y	ADAPTOR, MO-JS-25	1		
22 - 21	K3029000352-Y	TEE, PT1/4*PF1/4	2		
22 - 22	K3003060002-Y	ELBOW, 45 DEG 1035-6	2		
22 - 23	K3001060002	ELBOW, 90 DEG 1033-6	1		
22 - 24	K3028022121-Y	ELBOW, KLN22-060E	1		
22 - 25	K0887001520	O-RING, AS568-152	1		
22 - 26	K0100080002	NUT, M8	4		
22 - 27	LM2400-0723Z0	HOSE, SUCTION 25-660	1		
22 - 28	K4260000190	CLAMP, HOSE JUBILEE BAND 1	2		
22 - 29	K3025069042-Y	ADAPTOR, FOR PIPE 069-04	1		
22 - 30	K0200050002	WASHER, SPRING M5	4		

23. HYDRAULIC SECTION : F

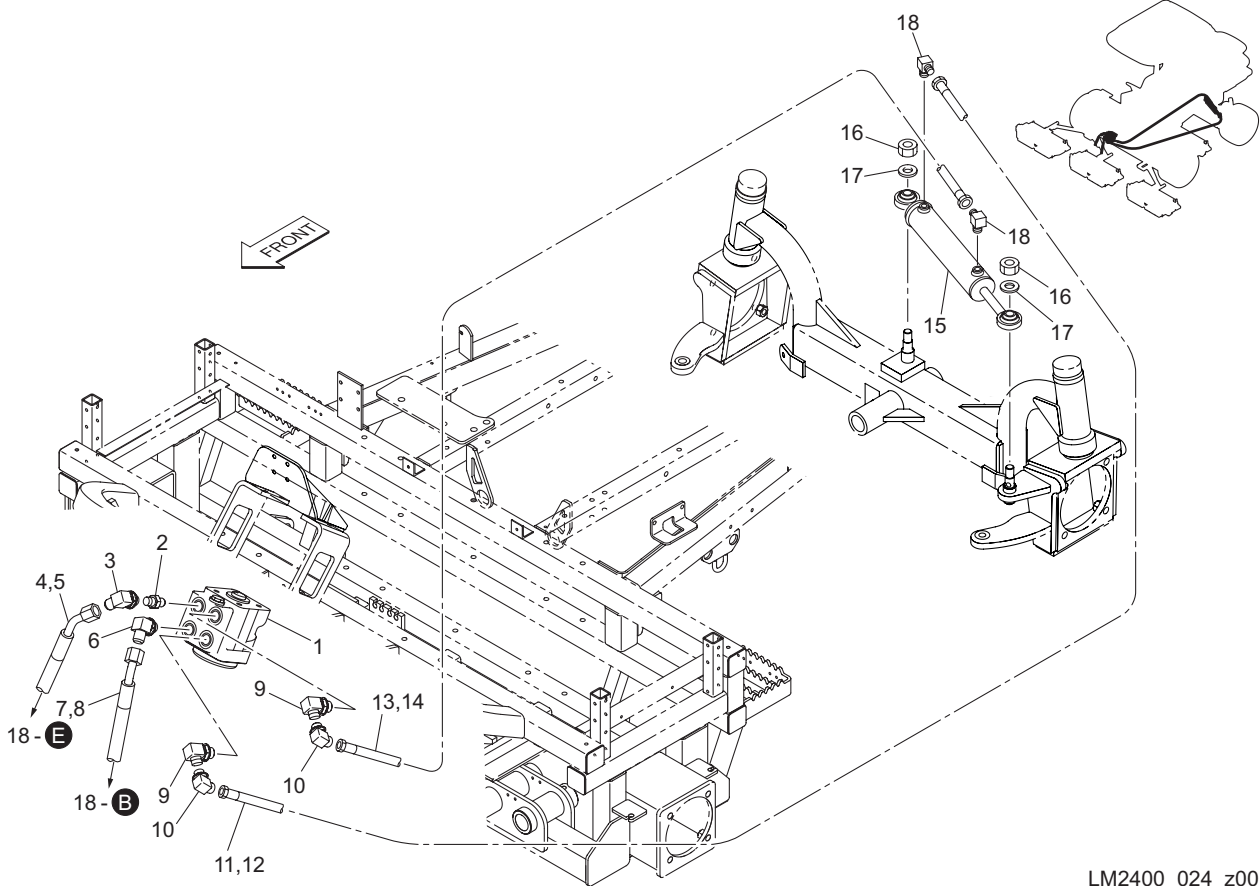
LM2400



Cat No.	Code No.	Part name	Qty	Remark	SN of application
23 - 1	K3280000200	MOTOR, GEAR MB6AK379	5		
23 - 2	K0000100252	BOLT, M10-25	10		
23 - 3	K0200100002	WASHER, SPRING M10	10		
23 - 4	K5000100002	WASHER, M10	10		
23 - 5	K3008000042-Y	ADAPTOR, 90 DEG 1086-12	6		
23 - 6	K0881018000	O-RING, P18B	10		
23 - 7	K3001060002	ELBOW, 90 DEG 1033-6	4		
23 - 8	K3025064082-Y	ADAPTOR, FOR PIPE 064-08	1		
23 - 9	K3003060002-Y	ELBOW, 45 DEG 1035-6	1		
23 - 10	K3008000182-Y	ADAPTOR, 45 DEG	4		
23 - 11	K4203001300	DECAL, REEL ROTATION	5		
23 - 12	K4203001310	DECAL, REEL STOP	5		
23 - 13	K3100222200	HOSE, WP35-6-2-2200	1		
23 - 14	K3190021000	TUBE, SPIRAL SP-12 2100	1		
23 - 15	K3100212800	HOSE, WP35-6-1-2800	2		
23 - 16	K3190027000	TUBE, SPIRAL SP-12-2700	2		
23 - 17	K3100211550	HOSE, WP35-6-1-1500	2		
23 - 18	K3190014500	TUBE, SPIRAL SP-12 1450	2		
23 - 19	LM2400-0756Z0	HOSE, WP175-12-2-1100	2		
23 - 20	LM2400-0757Z0	HOSE, WP175-12-2-1020	2		

24. HYDRAULIC SECTION : G

LM2400

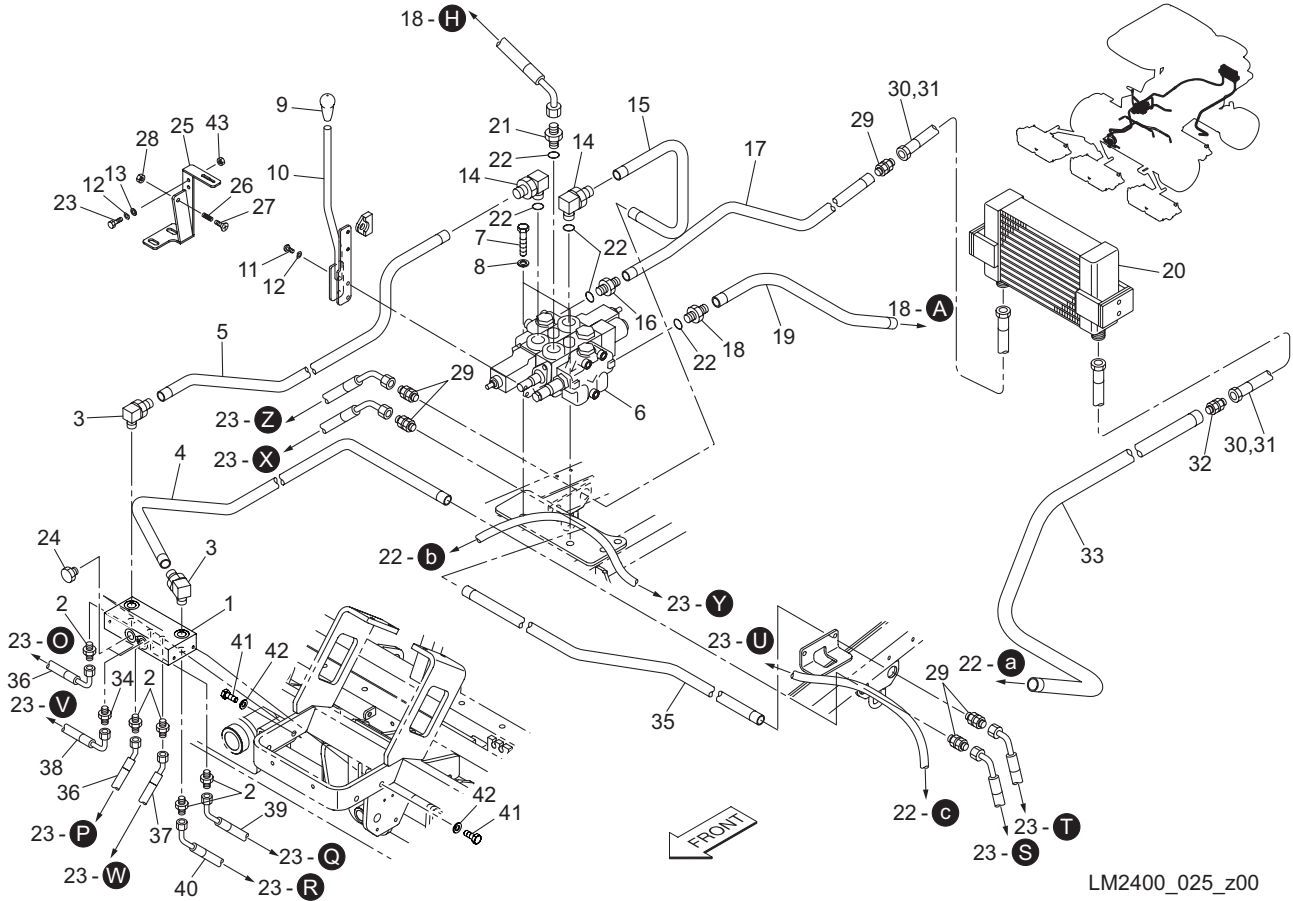


LM2400_024_z00

Cat No.	Code No.	Part name	Qty	Remark	SN of application
24 - 1	K3295000010	STEERING, ORBIT ROLL AJ02010	1		
24 - 2	K3008000692-Y	CONNECTOR, WITH O-RING 4043-8-8	1		
24 - 3	K3001120002-Y	ELBOW, 90 DEG 1033-12	1		
24 - 4	K3100431000	HOSE, WP35-12-3-1000	1		
24 - 5	K3191009000	TUBE, SPIRAL SP-15 900	1		
24 - 6	K3008000112-Y	ELBOW, ADJUSTABLE UNF90-112812	1		
24 - 7	K3102430950	HOSE, WP105-12-3-950	1		
24 - 8	K3191009500	TUBE, SPIRAL SP-15 950	1		
24 - 9	K3008000022-Y	ELBOW, 90 DEG. ADJUSTER 4045	2		
24 - 10	K3001060002	ELBOW, 90 DEG 1033-6	2		
24 - 11	K3102212200	HOSE, WP105-6-1-2200	1		
24 - 12	K3190021000	TUBE, SPIRAL SP-12 2100	1		
24 - 13	K3102211950	HOSE, WP105-6-1-1950	1		
24 - 14	K3190018500	TUBE, SPIRAL SP-12-1850	1		
24 - 15	K3215000010	CYLINDER, 35-192-323	1		
24 - 16	K0145140002	NUT, WITH F-RING, P1.5 M14	2		
24 - 17	K0215140001	WASHER, DISK SPRING H M14-2	2		
24 - 18	K3001060002	ELBOW, 90 DEG 1033-6	2		

25. HYDRAULIC SECTION : H

LM2400

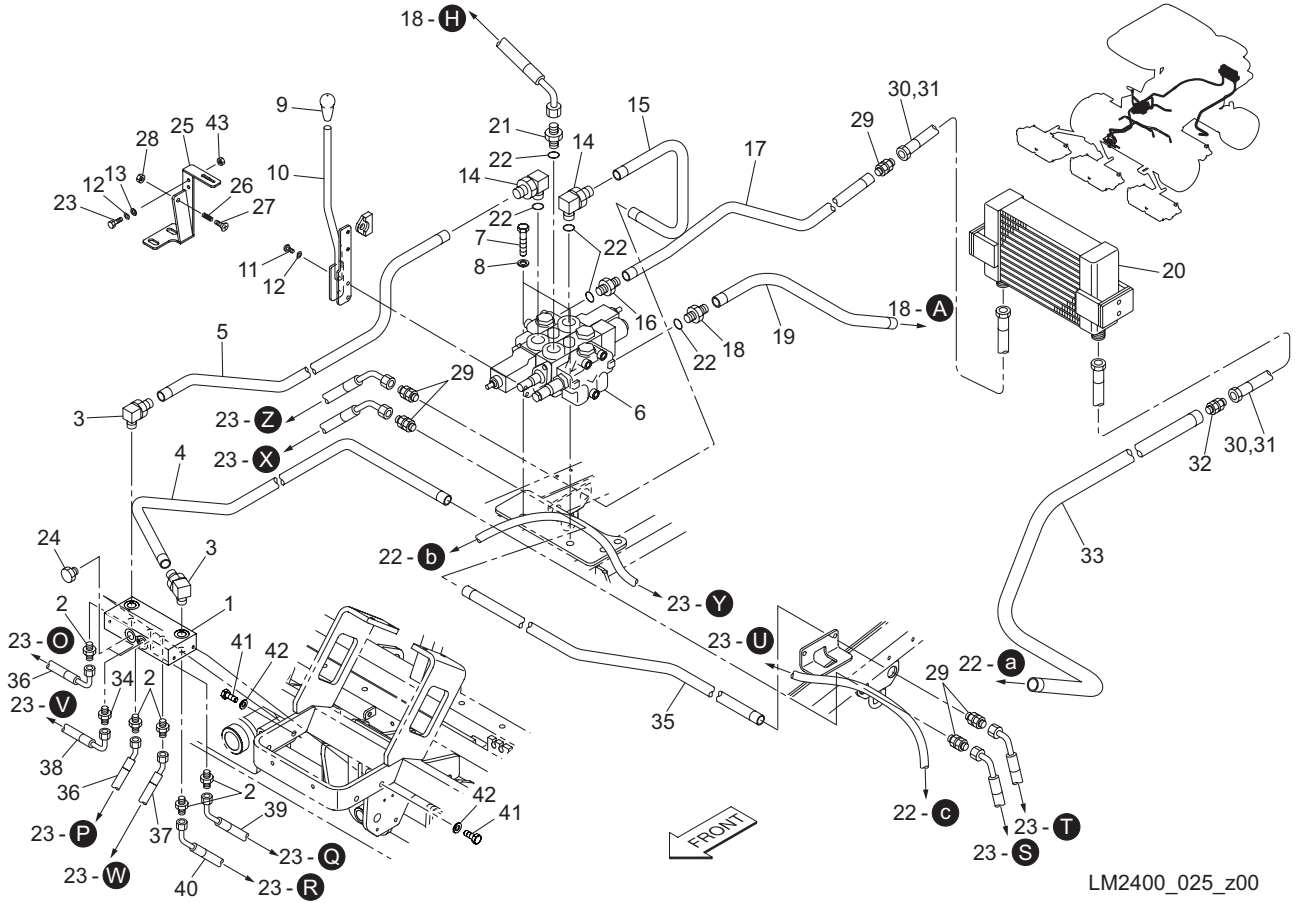


LM2400_025_z00

Cat No.	Code No.	Part name	Qty	Remark	SN of application
25 - 1	LM282--0701Z2	MANIFOLD	1		
25 - 2	K3009000092-Y	ADAPTOR, PT1/2*PF1/2	5		
25 - 3	K3026415081-Y	NIPPLE, KLO15-040E	2		
25 - 4	LM2400-0718Z2-Y	PIPE, ROTATING REEL B	1		
25 - 5	LM2400-0717Z2-Y	PIPE, ROTATING REEL A	1		
25 - 6	K3303000050	VALVE, MULTI DOUBLE	1		
25 - 7	K0000120252	BOLT, M12-25	2		
25 - 8	K0200120002	WASHER, SPRING M12	2		
25 - 9	K1300000050	GRIP, RUBBER RED 9-35.5	1		
25 - 10	LM2400-0720Z2	LEVER, OPERATING	1		
25 - 11	K0042050122	SCREW, + ROUND HEAD M5-12	1		
25 - 12	K0200050002	WASHER, SPRING M5	2		
25 - 13	K5000050002	WASHER, M5	1		
25 - 14	K3026415061-Y	ELBOW, NIPPLE KLO15-030E	2		
25 - 15	LM2400-0719Z2-Y	PIPE, ROTATING REEL D	1		
25 - 16	K3026316061-Y	CONNECTOR, KCO16-030E	1		
25 - 17	LM2400-0714Z2-Y	PIPE, VALVE RAISING MOWER B	1		
25 - 18	K3026315061-Y	CONNECTOR, KCO15-030E	1		
25 - 19	LM2400-0713Z2-Y	PIPE, VALVE RAISING MOWER A	1		
25 - 20	K3431000040	COOLER, OIL	1		
25 - 21	K3009000202-Y	ADAPTOR, PF1/4*PF3/8	1		
25 - 22	K0881014000	O-RING, P14B	5		
25 - 23	K0000050252	BOLT, M5-25	1		
25 - 24	K1420000232-Y	PLUG, O-RING WITH HEX. HOLE 215-PF1/2	2		
25 - 25	LM2400-0721Z2	BRACKET, OPERATING LEVER	1		
25 - 26	K1000000260	SPRING, COMPRESSION M0.7-8.4-25	1		
25 - 27	K0041060352	SCREW, + FLAT HEAD M6-35	1		
25 - 28	K0144060002	NUT, WITH F-RING, M6	1		
25 - 29	K3026915081-Y	UNION, KUE15-040E	5		
25 - 30	K3100410660	HOSE, WP35-12-3-660	2		

25. HYDRAULIC SECTION : H

LM2400

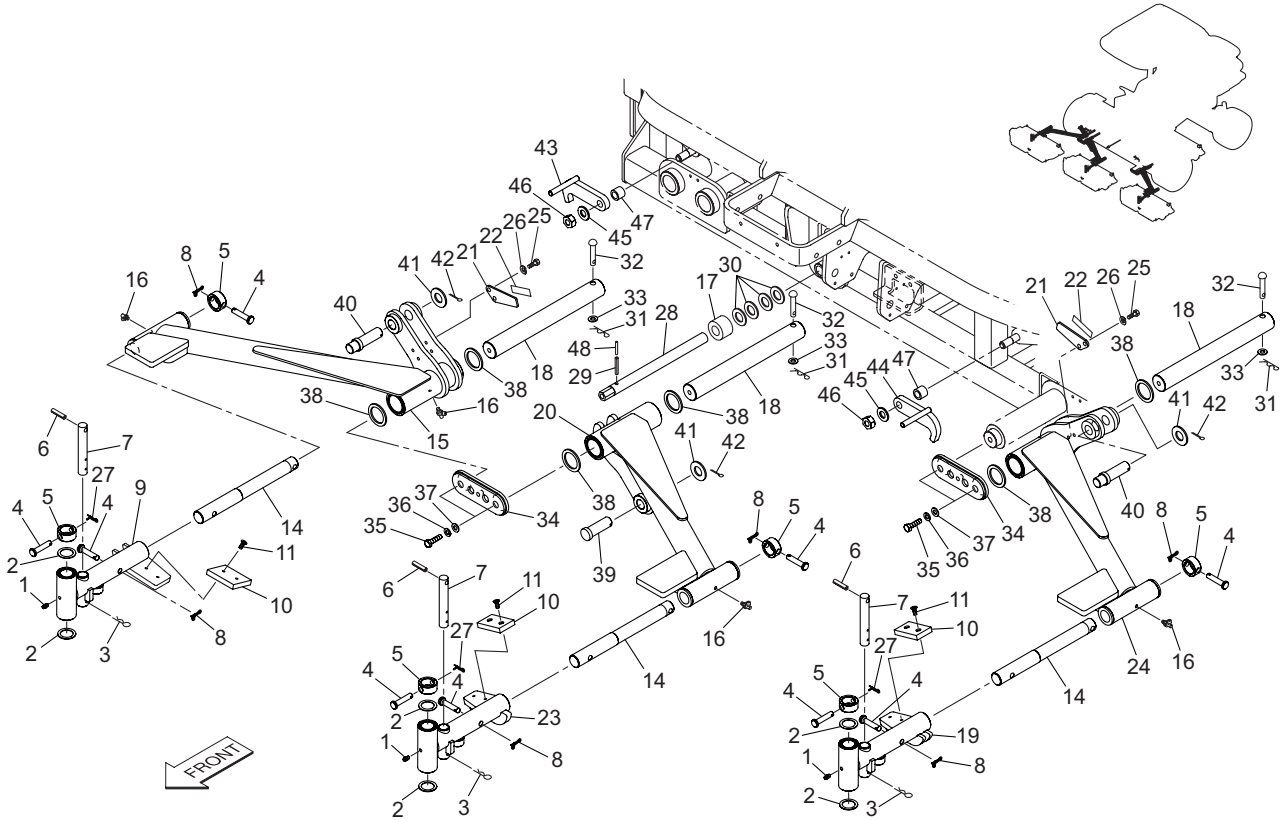


LM2400_025_z00

Cat No.	Code No.	Part name	Qty	Remark	SN of application
25 - 31	K3191005600	TUBE, SPIRAL SP-15 560	2		
25 - 32	K3026922081-Y	UNION, KUE22-040E	1		
25 - 33	LM2400-0715Z2-Y	PIPE, OUT FROM OIL COOLER	1		
25 - 34	K3008000042-Y	ADAPTOR, 90 DEG 1086-12	1		
25 - 35	LM2400-0716Z2-Y	PIPE, ROTATING REEL C	1		
25 - 36	LM2400-0751Z0	HOSE, WP175-12-3-1100	2		
25 - 37	LM2400-0755Z0	HOSE, WP175-12-1-1900	1		
25 - 38	LM2400-0752Z0	HOSE, WP175-12-3-1800	1		
25 - 39	LM2400-0754Z0	HOSE, WP175-12-3-1900	1		
25 - 40	LM2400-0753Z0	HOSE, WP175-12-3-1850	1		
25 - 41	K0000080252	BOLT, M8-25	2		
25 - 42	K0200080002	WASHER, SPRING M8	2		
25 - 43	K0100050002	NUT, M5	1		

26. LIFT ARM SECTION : A

LM2400

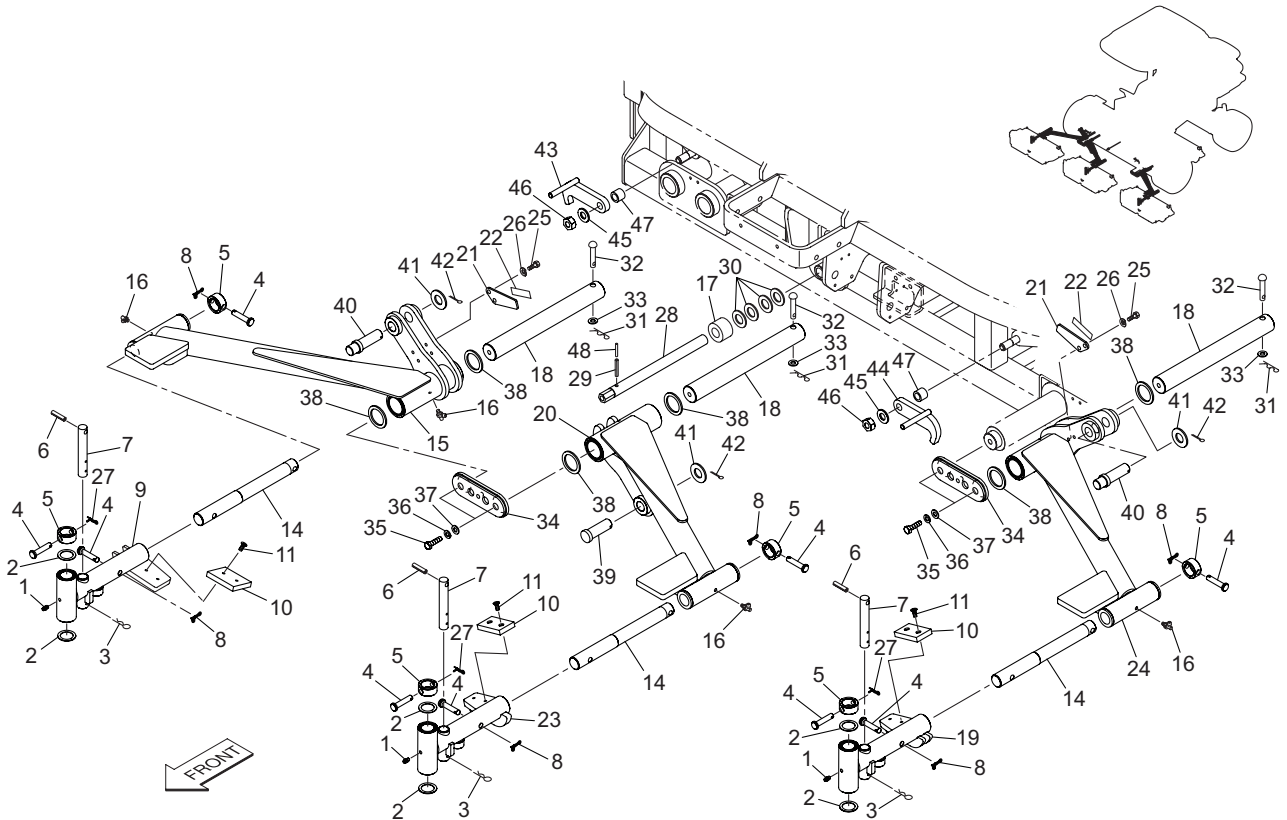


LM2400_026_z00

Cat No.	Code No.	Part name	Qty	Remark	SN of application
26 - 1	K1440000010	GREASE NIPPLE, A	6		
26 - 2	K5051025350	WASHER, C5191P 1-25-35	6		
26 - 3	K0332200008	PIN, SNAP M22	3		
26 - 4	K6031090458	PIN, FLAT HEAD HT M9.6-45.5	9		
26 - 5	K6215000412	COLLAR, STKM WITH HOLE M25.5-36-16	6		
26 - 6	K0320080501	PIN, SPRING M8-50	3		
26 - 7	LM526A-0208A8	SHAFT, STOPPER	3		
26 - 8	K0341000002	PIN, SNAP WITH RETAINER M10	6		
26 - 9	LM2400-0202ZD	CONNECTOR, #4 MOWER	1		
26 - 10	K4033000380	RUBBER, PLATE STOPPER	3		
26 - 11	K0041060152	SCREW, + FLAT HEAD M6-15	6		
26 - 12	K5051025370	WASHER, C5191P 1-25.4-37	12		
26 - 13	K5011025372	WASHER, SPCC 1-25.4-37	12		
26 - 14	LM2700-0202Z0	SHAFT	3		
26 - 15	LM2400-0204ZD	ARM, LIFTING #4 MOWER	1		
26 - 16	K1440000030	GREASE NIPPLE, B	3		
26 - 17	LM2400-0615ZD	COLLAR	1		
26 - 18	LM2400-0207Z2	PIN, 35-300 HOLED	3		
26 - 19	LM2400-0201ZD	CONNECTOR, #3 MOWER	1		
26 - 20	LM2400-0206ZD	ARM, LIFTING #1 MOWER	1		
26 - 21	LM2400-0632Z2	BRACKET, MAGNET	2		
26 - 22	LM2400-0639Z0	MAGNET, FOR PROXIMITY SWITCH	2		
26 - 23	LM2400-0203ZD	CONNECTOR, #1 MOWER	1		
26 - 24	LM2400-0205ZD	ARM, LIFTING #5 MOWER	1		
26 - 25	K0000060152	BOLT, M6-15	4		
26 - 26	K0200060002	WASHER, SPRING M6	4		
26 - 27	K0300025202	PIN, COTTER M2.5-20	3		
26 - 28	LM2400-0210Z2	SHAFT, CYLINDER	1		
26 - 29	K0320060361	PIN, SPRING M6-36	1		
26 - 30	K5051020350	WASHER, C5191P 1-20-35	4		

26. LIFT ARM SECTION : A

LM2400

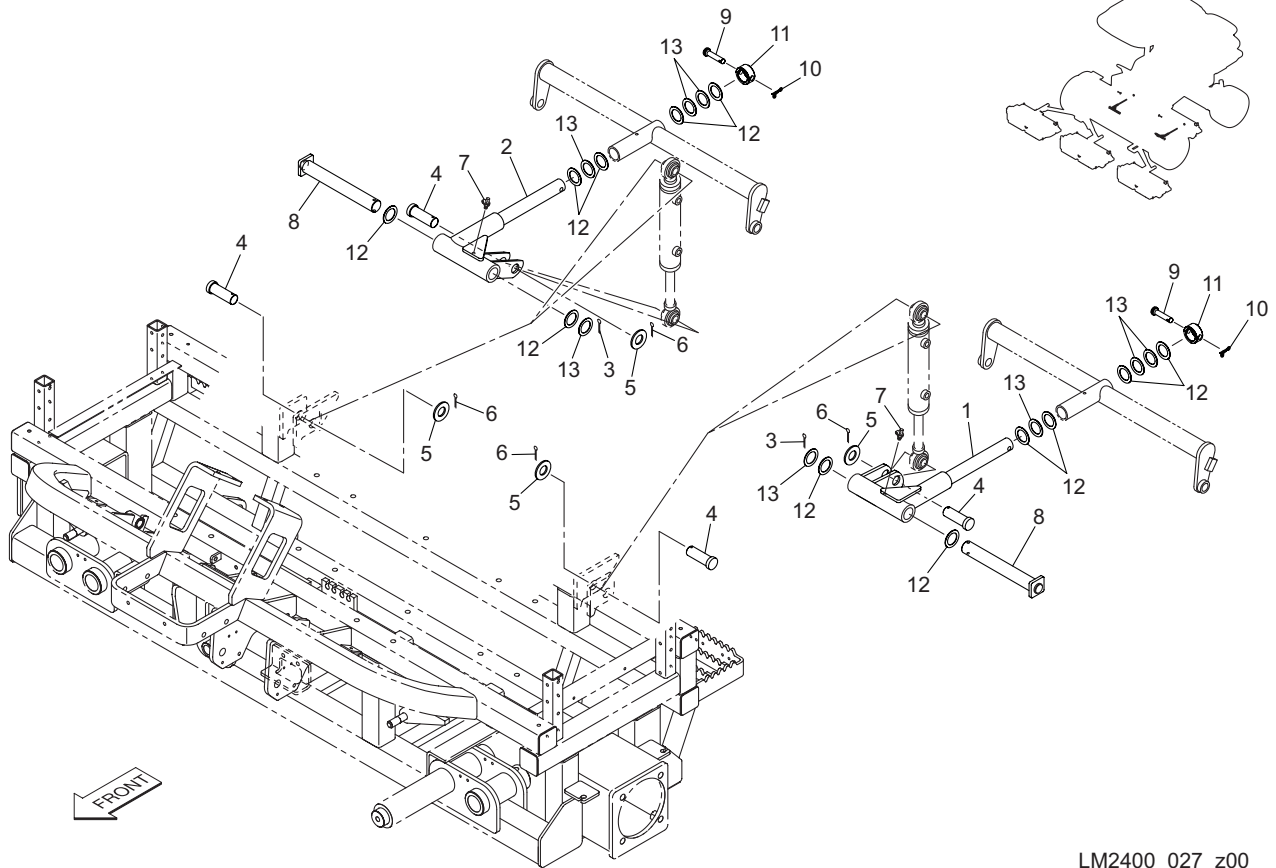


LM2400_026_z00

Cat No.	Code No.	Part name	Qty	Remark	SN of application
26 - 31	K0300025202	PIN, COTTER M2.5-20	3		
26 - 32	K6041100718	PIN, ROUND HEAD HT M10.15-71.5	3		
26 - 33	K5000100002	WASHER, M10	3		
26 - 34	LM2400-0211ZD	STOPPER	2		
26 - 35	K0000120302	BOLT, M12-30	4		
26 - 36	K0200120002	WASHER, SPRING M12	4		
26 - 37	K5000120002	WASHER, M12	4		
26 - 38	K5051035470	WASHER, C5191P 1-35-47	6		
26 - 39	K6030200802	PIN, FLAT HEAD M20-80	1		
26 - 40	LM2400-0213Z2	PIN, 20-102	2		
26 - 41	K5012320402	WASHER, SPCC 2.3-20-40	3		
26 - 42	K0300032402	PIN, COTTER M3.2-40	3		
26 - 43	LM2400-0214ZD	LEVER, LOCKING (L)	1		
26 - 44	LM2400-0215ZD	LEVER, LOCKING (R)	1		
26 - 45	K0210140001	SPRING, CONICAL DISC L M14	2		
26 - 46	K0145140002	NUT, WITH F-RING, P1.5 M14	2		
26 - 47	K6212001672	COLLAR, STKM M16-22-15.5	2		
26 - 48	K0320035321	PIN, SPRING M3.5-32	1		

27. LIFT ARM SECTION : B

LM2400



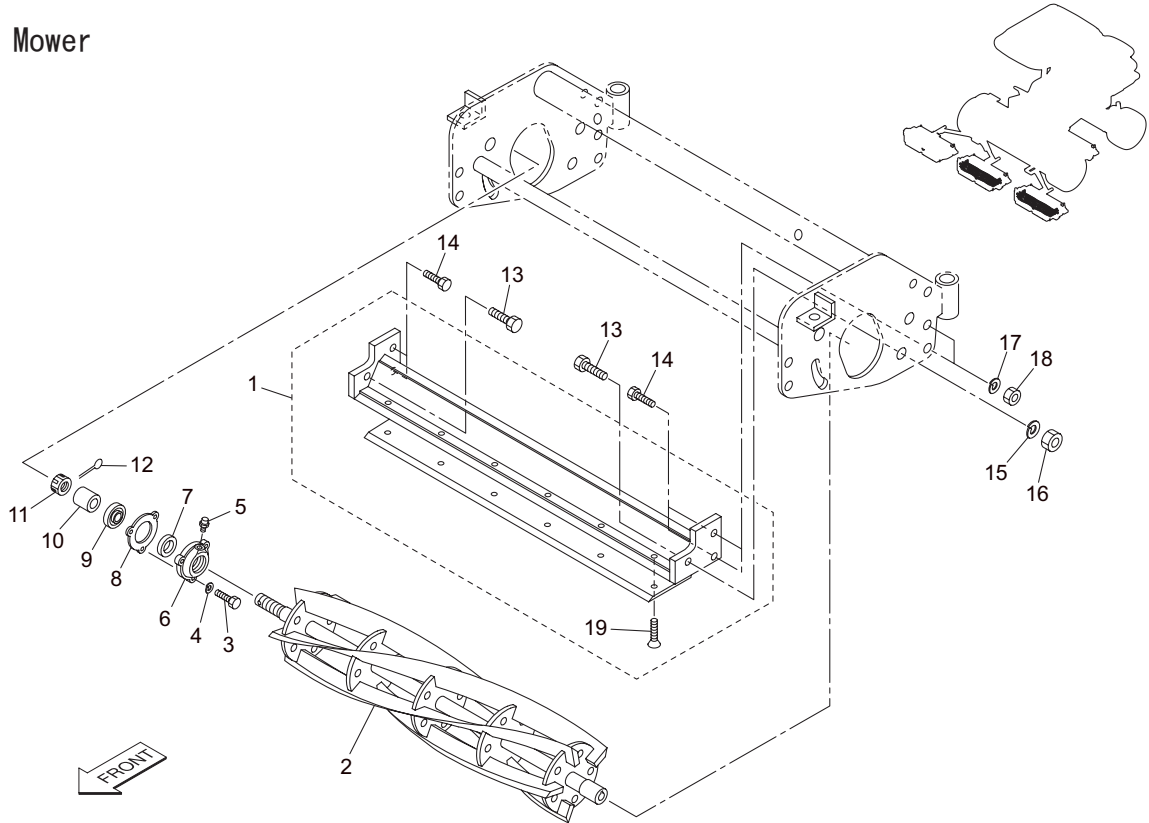
LM2400_027_z00

Cat No.	Code No.	Part name	Qty	Remark	SN of application
27 - 1	LM2400-0209ZD	ARM, LIFTING #3 MOWER	1		
27 - 2	LM2400-0208ZD	ARM, LIFTING #2 MOWER	1		
27 - 3	K0300040322	PIN, COTTER M4-32	2		
27 - 4	K6030200572	PIN, FLAT HEAD M20-57	4		
27 - 5	K5012320402	WASHER, SPCC 2.3-20-40	4		
27 - 6	K0300032402	PIN, COTTER M3.2-40	4		
27 - 7	K1440000030	GREASE NIPPLE, B	2		
27 - 8	LM2400-0212Z2	PIN, 25.4-184 HOLED	2		
27 - 9	K6040080402	PIN, ROUND HEAD M8-40	2		
27 - 10	K0340800002	PIN, SNAP WITH RETAINER M8	2		
27 - 11	K6215000142	COLLAR, STKM WITH HOLE M26-32-15	2		
27 - 12	K5051025370	WASHER, C5191P 1-25.4-37	6 - 12		for adjusting
27 - 13	K5011025372	WASHER, SPCC 1-25.4-37	6 - 12		for adjusting

28. MOWER SECTION : A

LM2400

#1/5 Mower



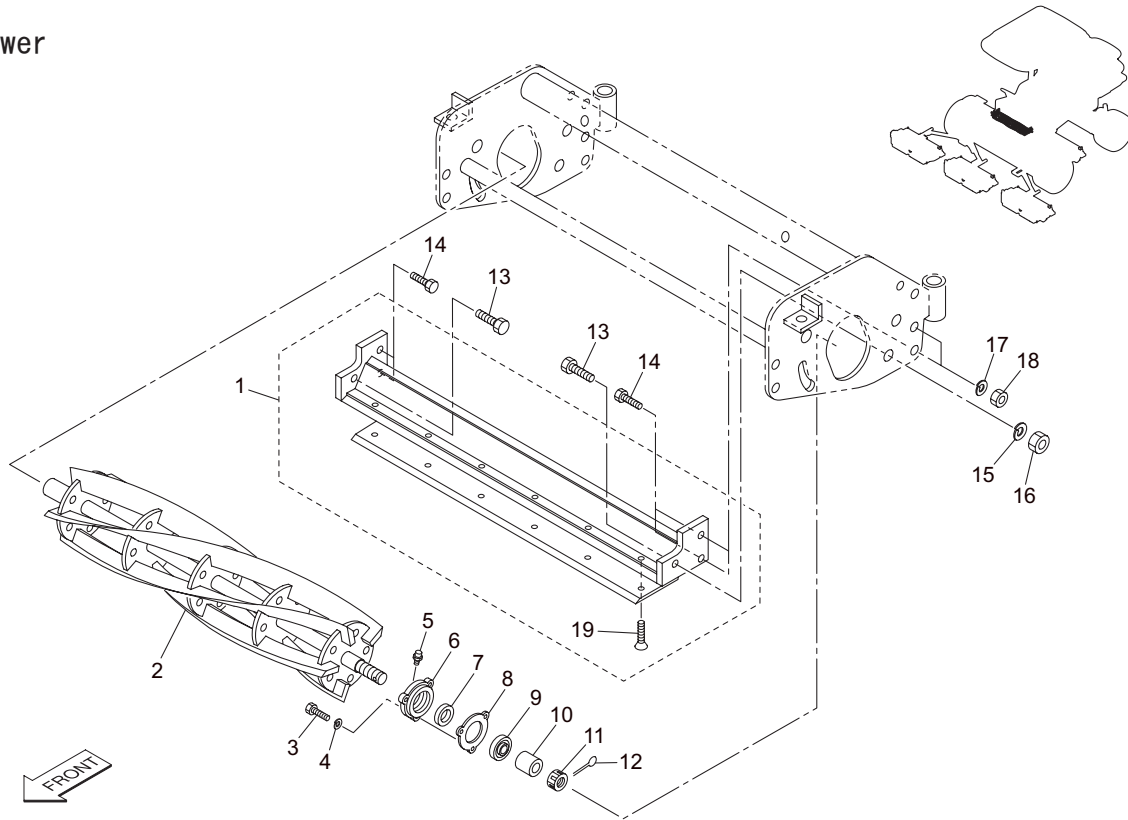
LM2400_028_z00

Cat No.	Code No.	Part name	Qty	Remark	SN of application
28 - 1	K8022000020	BASE & BEDKNIFE ASSY	2		
28 - 2	K285260L90R	REEL CUTTER (CYLINDER), 660-9R	2		
28 - 3	K0000060152	BOLT, M6-15	6		
28 - 4	K0200060002	WASHER, SPRING M6	6		
28 - 5	K1440000010	GREASE NIPPLE, A	2		
28 - 6	K6903000042	CAP, HOUSING	2		
28 - 7	K0822542080	OIL SEAL, MHSA25428	2		
28 - 8	K4011000150	PACKING, OIL-SHEET	2		
28 - 9	K0602063040	BEARING, BALL SHIELD Z 6304	2		
28 - 10	K6212001742	COLLAR, STKM M20.2-28-18	2		
28 - 11	K0170000012	NUT, SPECIAL M20	2		
28 - 12	K0300032252	PIN, COTTER M3.2-25	2		
28 - 13	K0000120302	BOLT, M12-30	4		
28 - 14	K0000100252	BOLT, M10-25	8		
28 - 15	K0200120002	WASHER, SPRING M12	4		
28 - 16	K0100120002	NUT, M12	4		
28 - 17	K0200100002	WASHER, SPRING M10	8		
28 - 18	K0100100002	NUT, M10	8		
28 - 19	K0071000092	SCREW, HT FLAT HEAD M10-20	12		

29. MOWER SECTION : B

LM2400

#2 Mower



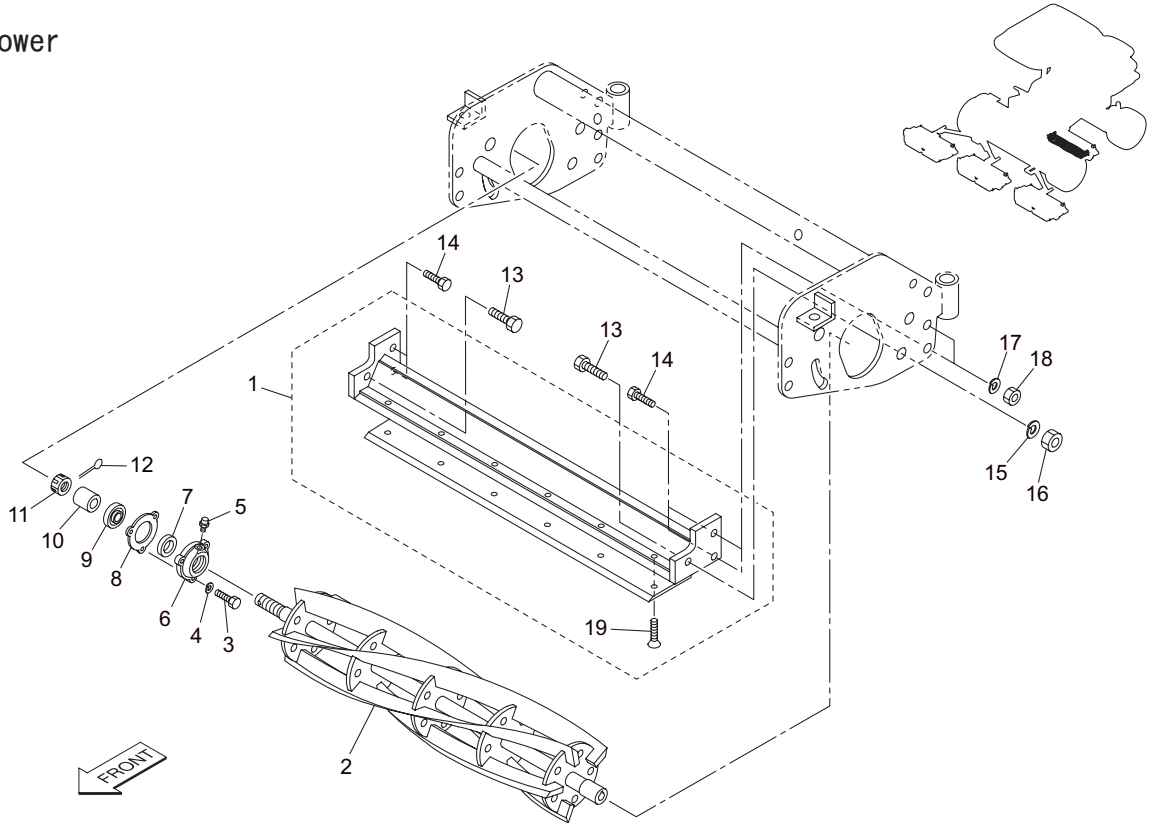
LM2400_029_z00

Cat No.	Code No.	Part name	Qty	Remark	SN of application
29 - 1	K8022000020	BASE & BEDKNIFE ASSY	1		
29 - 2	K285260R90R	REEL CUTTER (CYLINDER), 660-9R	1		
29 - 3	K0000060152	BOLT, M6-15	3		
29 - 4	K0200060002	WASHER, SPRING M6	3		
29 - 5	K1440000010	GREASE NIPPLE, A	1		
29 - 6	K6903000042	CAP, HOUSING	1		
29 - 7	K0822542080	OIL SEAL, MHSA25428	1		
29 - 8	K4011000150	PACKING, OIL-SHEET	1		
29 - 9	K0602063040	BEARING, BALL SHIELD Z 6304	1		
29 - 10	K6212001742	COLLAR, STKM M20.2-28-18	1		
29 - 11	K0170000012	NUT, SPECIAL M20	1		
29 - 12	K0300032252	PIN, COTTER M3.2-25	1		
29 - 13	K0000120302	BOLT, M12-30	2		
29 - 14	K0000100252	BOLT, M10-25	4		
29 - 15	K0200120002	WASHER, SPRING M12	2		
29 - 16	K0100120002	NUT, M12	2		
29 - 17	K0200100002	WASHER, SPRING M10	4		
29 - 18	K0100100002	NUT, M10	4		
29 - 19	K0071000092	SCREW, HT FLAT HEAD M10-20	6		

30. MOWER SECTION : C

LM2400

#3 Mower



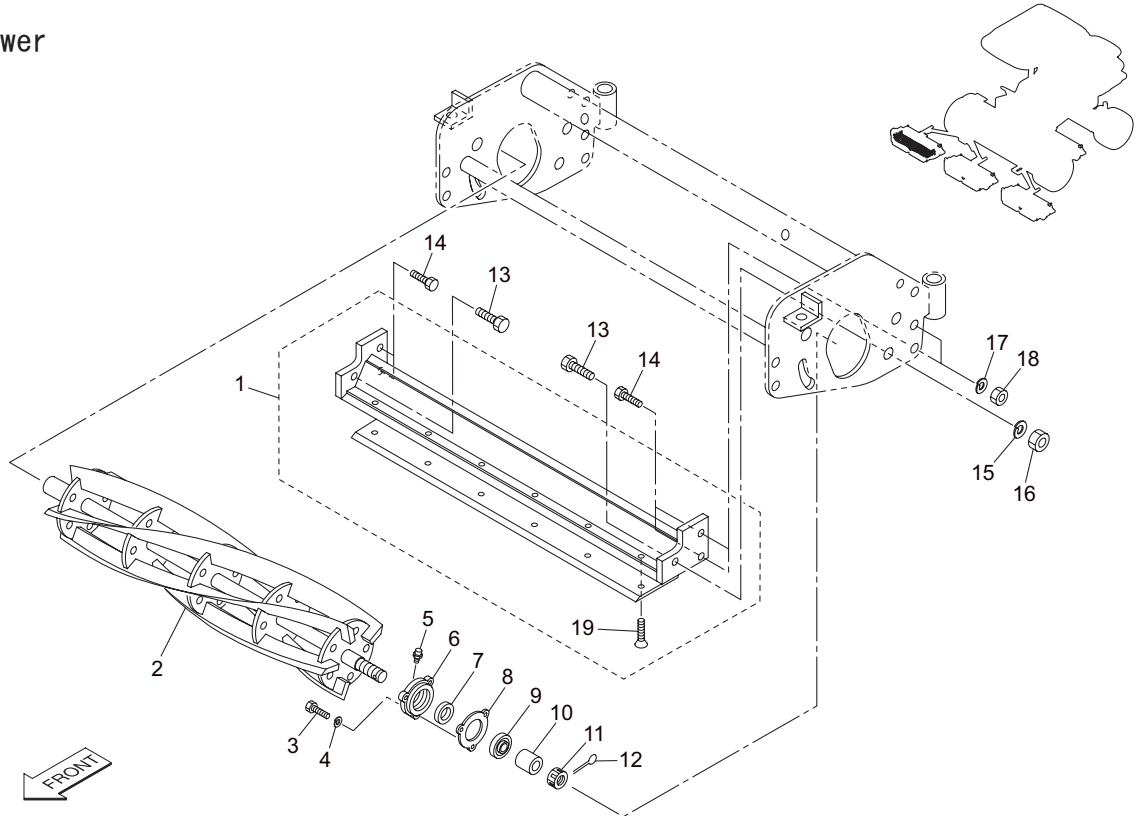
LM2400_030_z00

Cat No.	Code No.	Part name	Qty	Remark	SN of application
30 - 1	K8022000020	BASE & BEDKNIFE ASSY	1		
30 - 2	K285260L90R	REEL CUTTER (CYLINDER), 660-9R	1		
30 - 3	K0000060152	BOLT, M6-15	3		
30 - 4	K0200060002	WASHER, SPRING M6	3		
30 - 5	K1440000010	GREASE NIPPLE, A	1		
30 - 6	K6903000042	CAP, HOUSING	1		
30 - 7	K0822542080	OIL SEAL, MHSA25428	1		
30 - 8	K4011000150	PACKING, OIL-SHEET	1		
30 - 9	K0602063040	BEARING, BALL SHIELD Z 6304	1		
30 - 10	K6212001742	COLLAR, STKM M20.2-28-18	1		
30 - 11	K0170000012	NUT, SPECIAL M20	1		
30 - 12	K0300032252	PIN, COTTER M3.2-25	1		
30 - 13	K0000120302	BOLT, M12-30	2		
30 - 14	K0000100252	BOLT, M10-25	4		
30 - 15	K0200120002	WASHER, SPRING M12	2		
30 - 16	K0100120002	NUT, M12	2		
30 - 17	K0200100002	WASHER, SPRING M10	4		
30 - 18	K0100100002	NUT, M10	4		
30 - 19	K0071000092	SCREW, HT FLAT HEAD M10-20	6		

31. MOWER SECTION : D

LM2400

#4 Mower



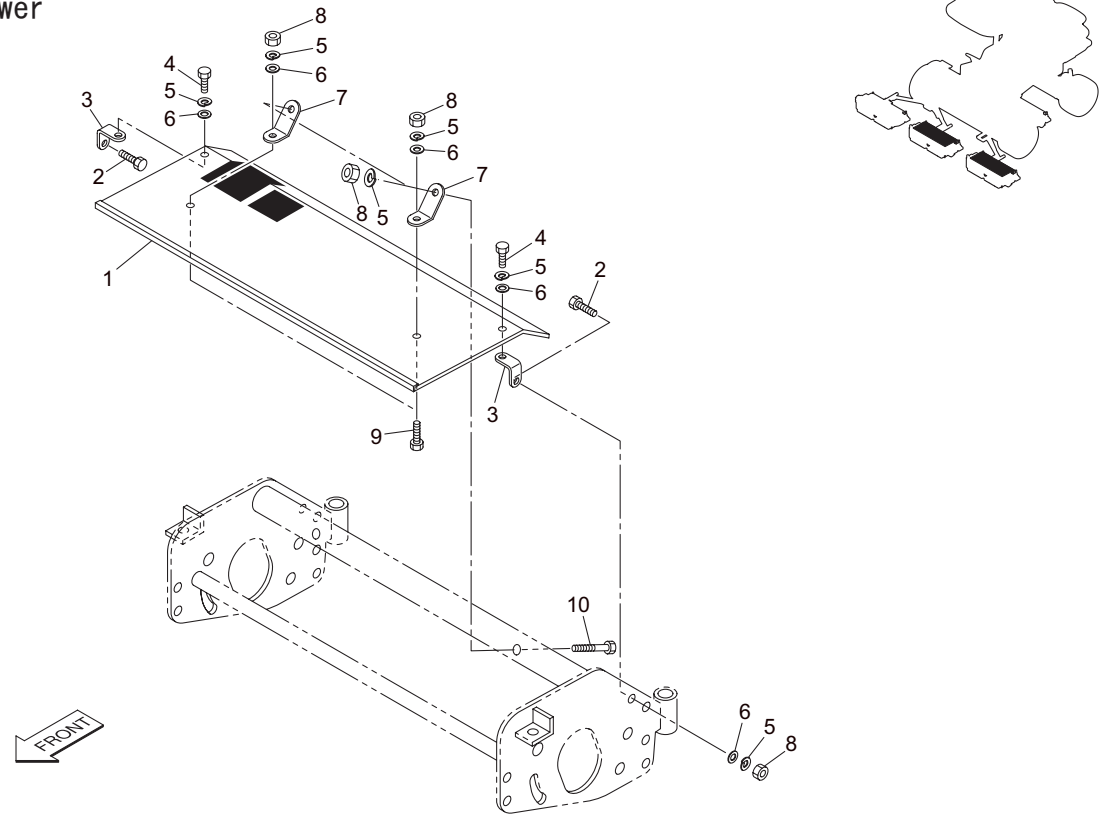
LM2400_031_z00

Cat No.	Code No.	Part name	Qty	Remark	SN of application
31 - 1	K8022000020	BASE & BEDKNIFE ASSY	1		
31 - 2	K285260R90R	REEL CUTTER (CYLINDER), 660-9R	1		
31 - 3	K0000060152	BOLT, M6-15	3		
31 - 4	K0200060002	WASHER, SPRING M6	3		
31 - 5	K1440000010	GREASE NIPPLE, A	1		
31 - 6	K6903000042	CAP, HOUSING	1		
31 - 7	K0822542080	OIL SEAL, MHSA25428	1		
31 - 8	K4011000150	PACKING, OIL-SHEET	1		
31 - 9	K0602063040	BEARING, BALL SHIELD Z 6304	1		
31 - 10	K6212001742	COLLAR, STKM M20.2-28-18	1		
31 - 11	K0170000012	NUT, SPECIAL M20	1		
31 - 12	K0300032252	PIN, COTTER M3.2-25	1		
31 - 13	K0000120302	BOLT, M12-30	2		
31 - 14	K0000100252	BOLT, M10-25	4		
31 - 15	K0200120002	WASHER, SPRING M12	2		
31 - 16	K0100120002	NUT, M12	2		
31 - 17	K0200100002	WASHER, SPRING M10	4		
31 - 18	K0100100002	NUT, M10	4		
31 - 19	K0071000092	SCREW, HT FLAT HEAD M10-20	6		

32. MOWER SECTION : E

LM2400

#1/5 Mower



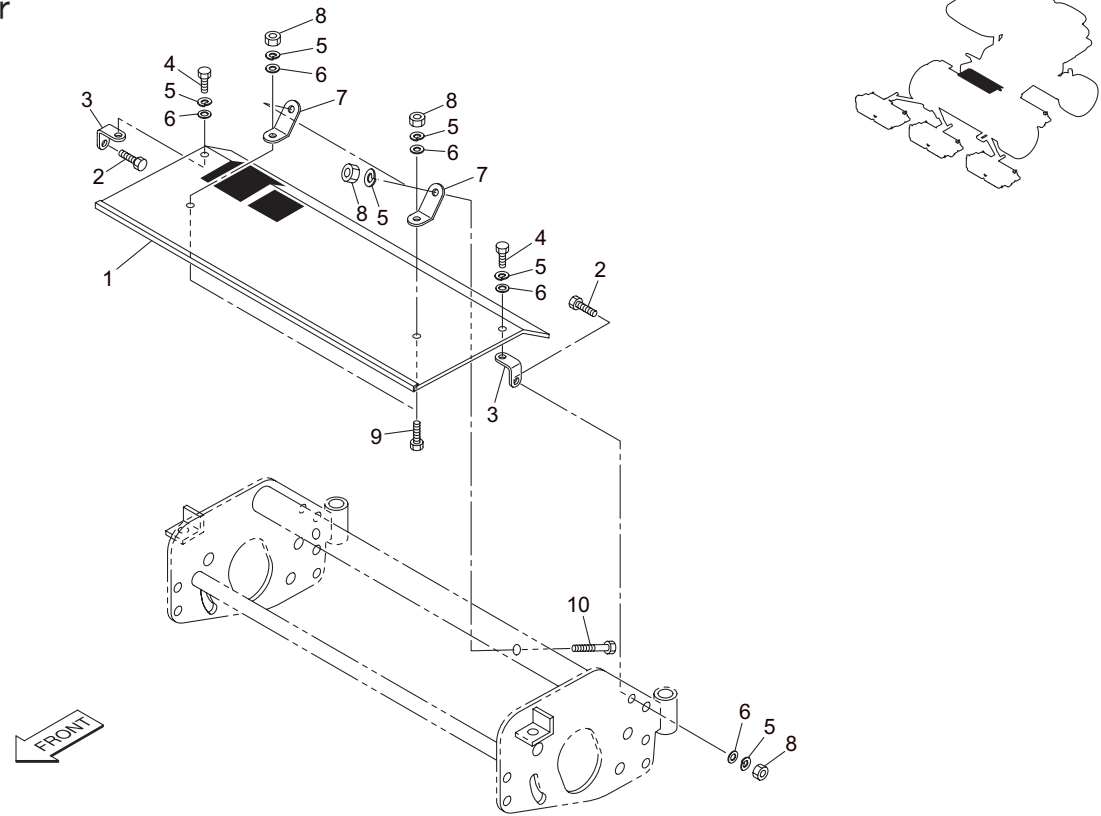
LM2400_032_z00

Cat No.	Code No.	Part name	Qty	Remark	SN of application
32 - 1	K9010000110	COVER, FOR REEL WITH DECAL (LEFT)	2		
32 - 2	K0000060202	BOLT, M6-20	4		
32 - 3	K5206000522	PLATE, FOR FIXING COVER	4		
32 - 4	K0000060102	BOLT, M6-10	4		
32 - 5	K0200060002	WASHER, SPRING M6	16		
32 - 6	K5000060002	WASHER, M6	16		
32 - 7	K527600041R	PLATE, FOR FIXING COVER	4		
32 - 8	K0100060002	NUT, M6	12		
32 - 9	K0000060152	BOLT, M6-15	4		
32 - 10	K0000060502	BOLT, M6-50	4		

33. MOWER SECTION : F

LM2400

#2 Mower



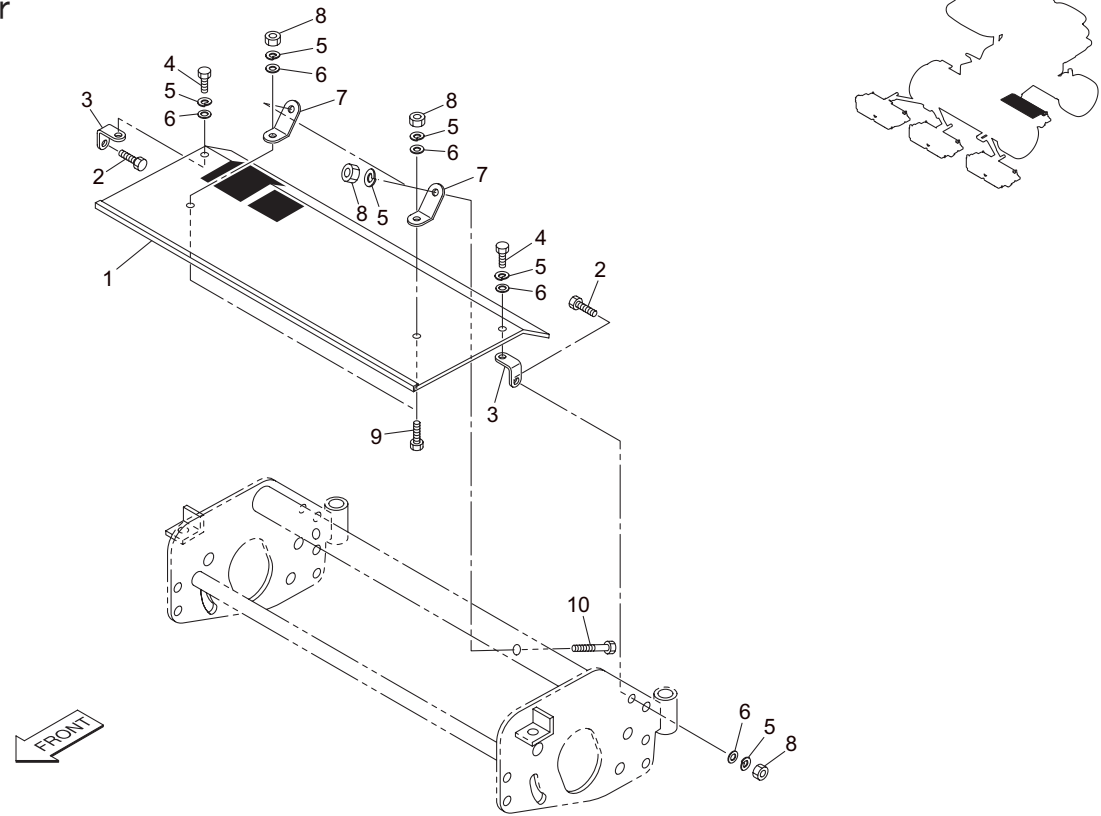
LM2400_033_z00

Cat No.	Code No.	Part name	Qty	Remark	SN of application
33 - 1	LM282--0140A0	COVER, REEL WITH STICKER (REAR)	1		
33 - 2	K0000060202	BOLT, M6-20	2		
33 - 3	K5206000522	PLATE, FOR FIXING COVER	2		
33 - 4	K0000060102	BOLT, M6-10	2		
33 - 5	K0200060002	WASHER, SPRING M6	8		
33 - 6	K5000060002	WASHER, M6	8		
33 - 7	K527600041R	PLATE, FOR FIXING COVER	2		
33 - 8	K0100060002	NUT, M6	6		
33 - 9	K0000060152	BOLT, M6-15	2		
33 - 10	K0000060502	BOLT, M6-50	2		

34. MOWER SECTION : G

LM2400

#3 Mower



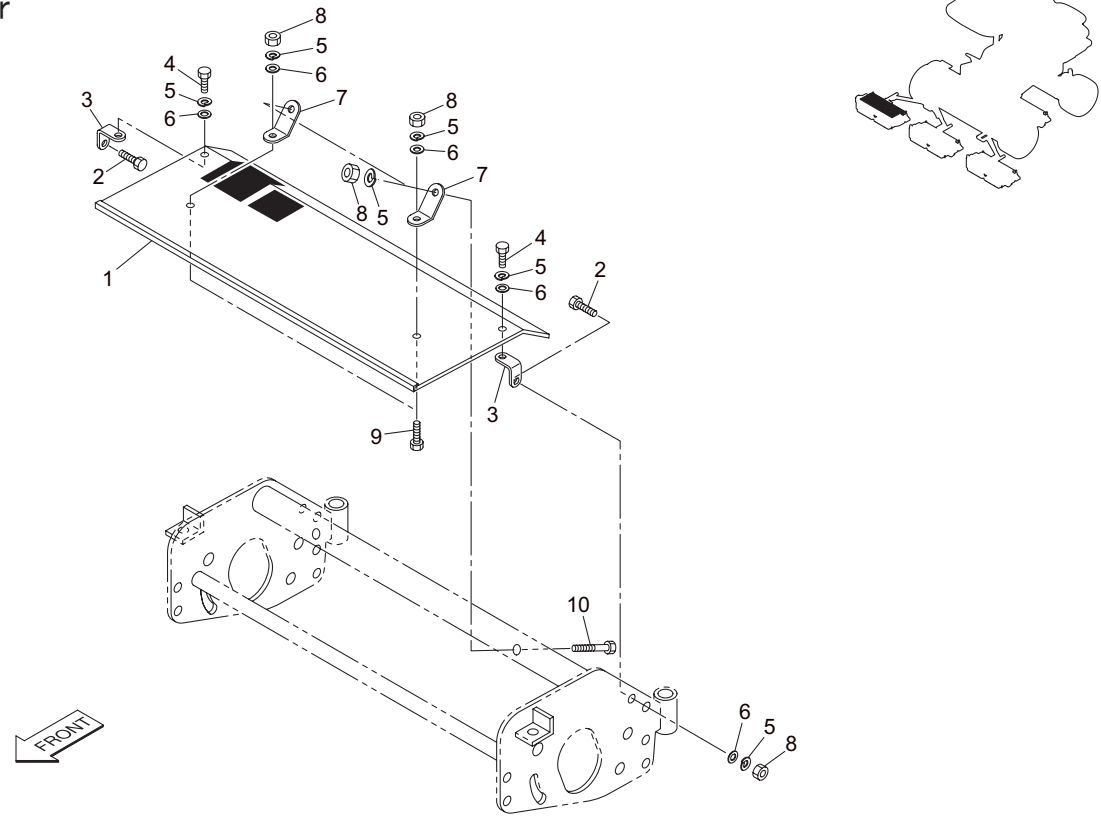
LM2400_034_z00

Cat No.	Code No.	Part name	Qty	Remark	SN of application
34 - 1	LM282--0140A0	COVER, REEL WITH STICKER (REAR)	1		
34 - 2	K0000060202	BOLT, M6-20	2		
34 - 3	K5206000522	PLATE, FOR FIXING COVER	2		
34 - 4	K0000060102	BOLT, M6-10	2		
34 - 5	K0200060002	WASHER, SPRING M6	8		
34 - 6	K5000060002	WASHER, M6	8		
34 - 7	K527600041R	PLATE, FOR FIXING COVER	2		
34 - 8	K0100060002	NUT, M6	6		
34 - 9	K0000060152	BOLT, M6-15	2		
34 - 10	K0000060502	BOLT, M6-50	2		

35. MOWER SECTION : H

LM2400

#4 Mower



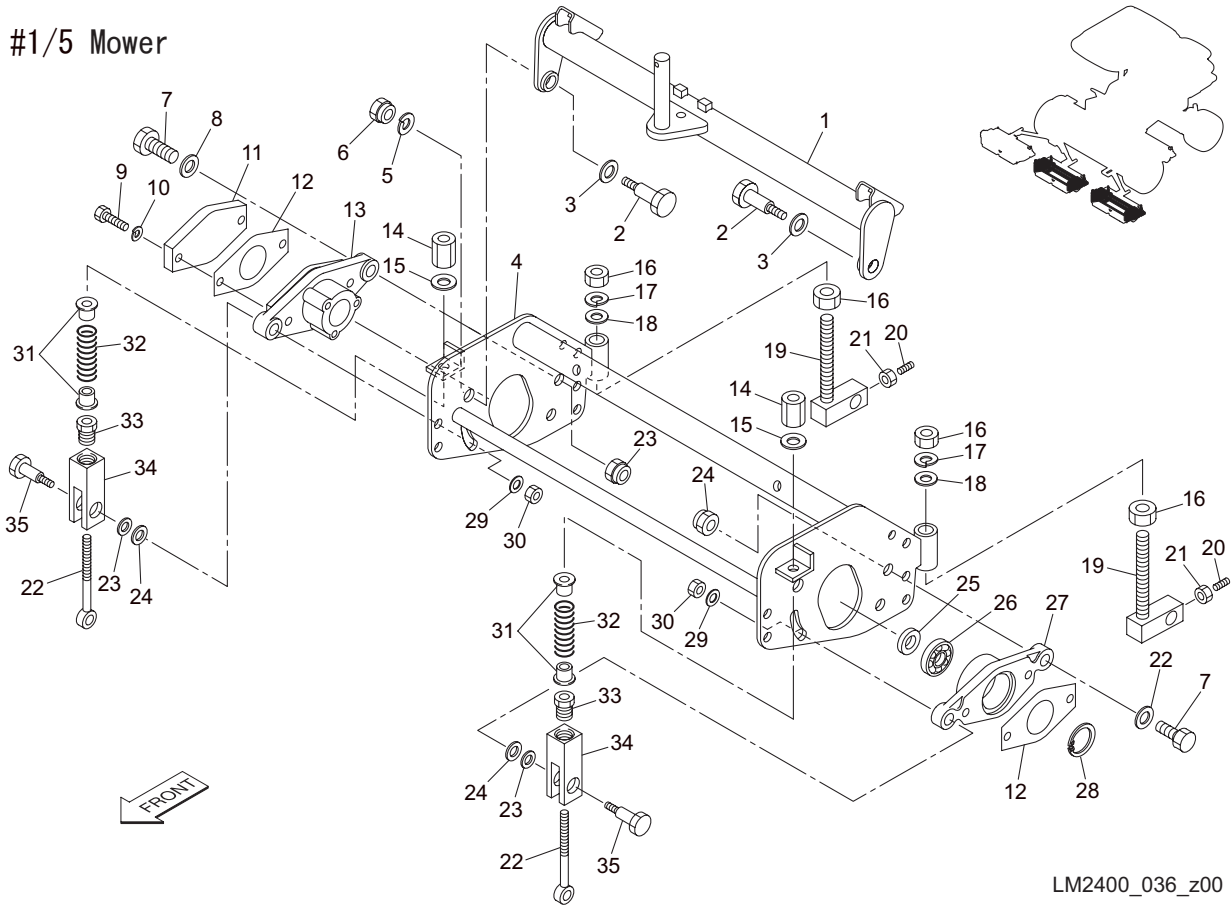
LM2400_000_z00

Cat No.	Code No.	Part name	Qty	Remark	SN of application
35 - 1	K9010000110	COVER, FOR REEL WITH DECAL (LEFT)	1		
35 - 2	K0000060202	BOLT, M6-20	2		
35 - 3	K5206000522	PLATE, FOR FIXING COVER	2		
35 - 4	K0000060102	BOLT, M6-10	2		
35 - 5	K0200060002	WASHER, SPRING M6	8		
35 - 6	K5000060002	WASHER, M6	8		
35 - 7	K527600041R	PLATE, FOR FIXING COVER	2		
35 - 8	K0100060002	NUT, M6	6		
35 - 9	K0000060152	BOLT, M6-15	2		
35 - 10	K0000060502	BOLT, M6-50	2		

36. MOWER SECTION : I

LM2400

#1/5 Mower



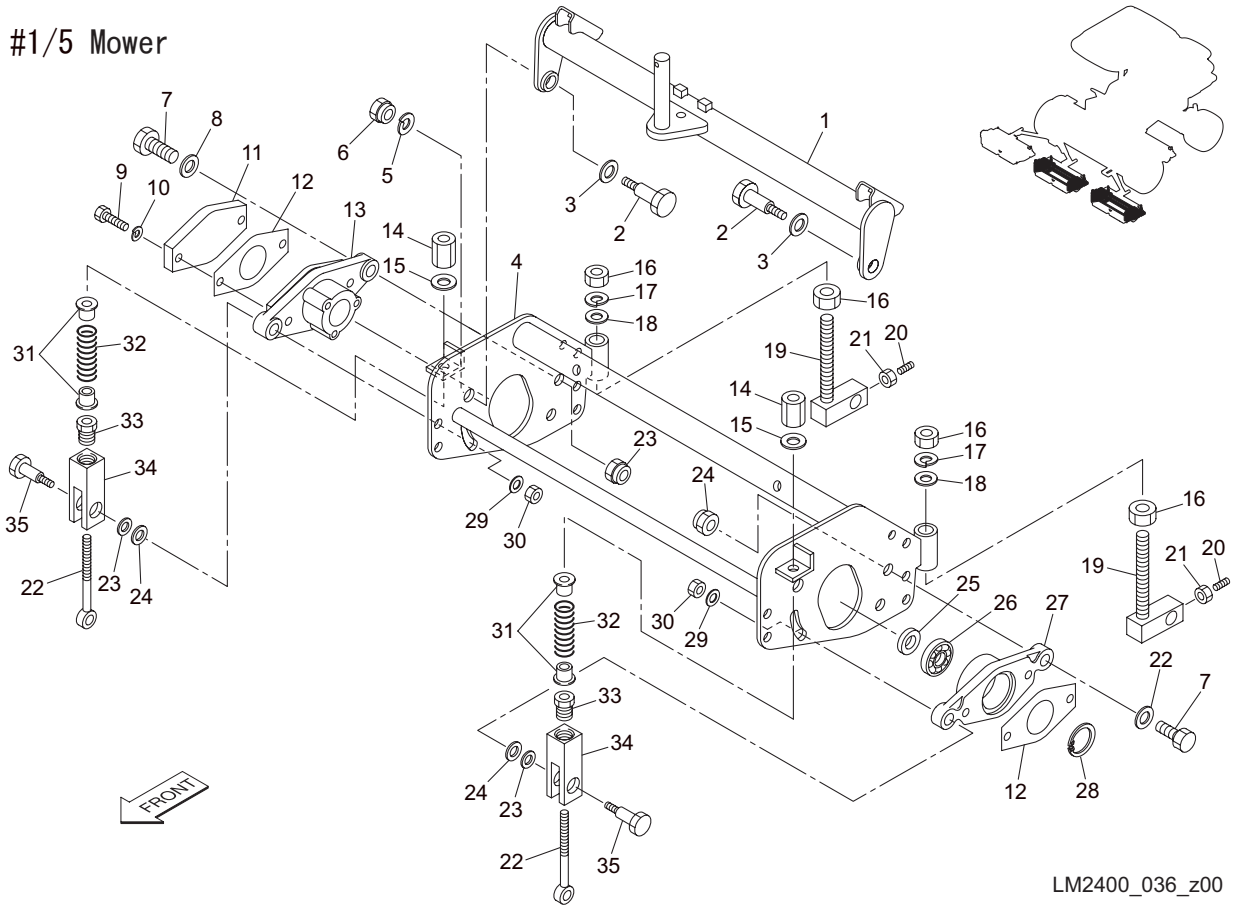
LM2400_036_z00

Cat No.	Code No.	Part name	Qty	Remark	SN of application
36 - 1	LM282--0104ZR	ARM, MOWER #2, #3	2		
36 - 2	K6082000132	BOLT, STEPPED FOR FIXING FRAME	4		
36 - 3	K5011020282	WASHER, SPCC 1-20-28	4		
36 - 4	K705200006R	FRAME, MOWER	2		
36 - 5	K0200140002	WASHER, SPRING M14	4		
36 - 6	K0105140002	NUT, P1.5 M14-3	6		
36 - 7	K0071001132	BOLT, AXIS	8		
36 - 8	K5012314252	WASHER, SPCC 2.3-14-25	8		
36 - 9	K0000100452	BOLT, M10-45	4		
36 - 10	K0200100002	WASHER, SPRING M10	4		
36 - 11	K690300017D	COVER, REEL HOUSING	2		
36 - 12	K4011000290	PACKING, OIL-SHEET	4		
36 - 13	K6903000212	HOUSING, REEL CUTTER	2		
36 - 14	LM56G--0506Z2	NUT, ADJUSTING BEDKNIFE	4		
36 - 15	K5051010160	WASHER, C5191P 1-10-16	4		
36 - 16	K0108180002	NUT, P1.5 M18-3	8		
36 - 17	K0200180002	WASHER, SPRING M18	4		
36 - 18	K5012018282	WASHER, SPCC 2-18-28	4		
36 - 19	LM526A-0108Z2	SCREW, ADJUSTING CUTTING HEIGHT	8		
36 - 20	K0023100251	SETSCREW, M10-25	4		
36 - 21	K0100100002	NUT, M10	4		
36 - 22	K7303000182	BOLT, ADJUSTING CUTTER	4		
36 - 23	K0214100002	WASHER, DISK SPRING L M10-2	4		
36 - 24	K5012310172	WASHER, SPCC 2.3-10-17	4		
36 - 25	K0823560120	OIL SEAL, MHSA356012	2		
36 - 26	K0602062070	BEARING, BALL SHIELD Z 6207	2		
36 - 27	K6903000192	HOUSING, HYDRAULIC MOTOR A	2		
36 - 28	K0402072001	RING, RETAINING R M72	2		
36 - 29	K5073210242	WASHER, SPHC 3.2-10-24	4		
36 - 30	K0145100002	NUT, WITH F-RING, P1.25 M10	4		

36. MOWER SECTION : I

LM2400

#1/5 Mower



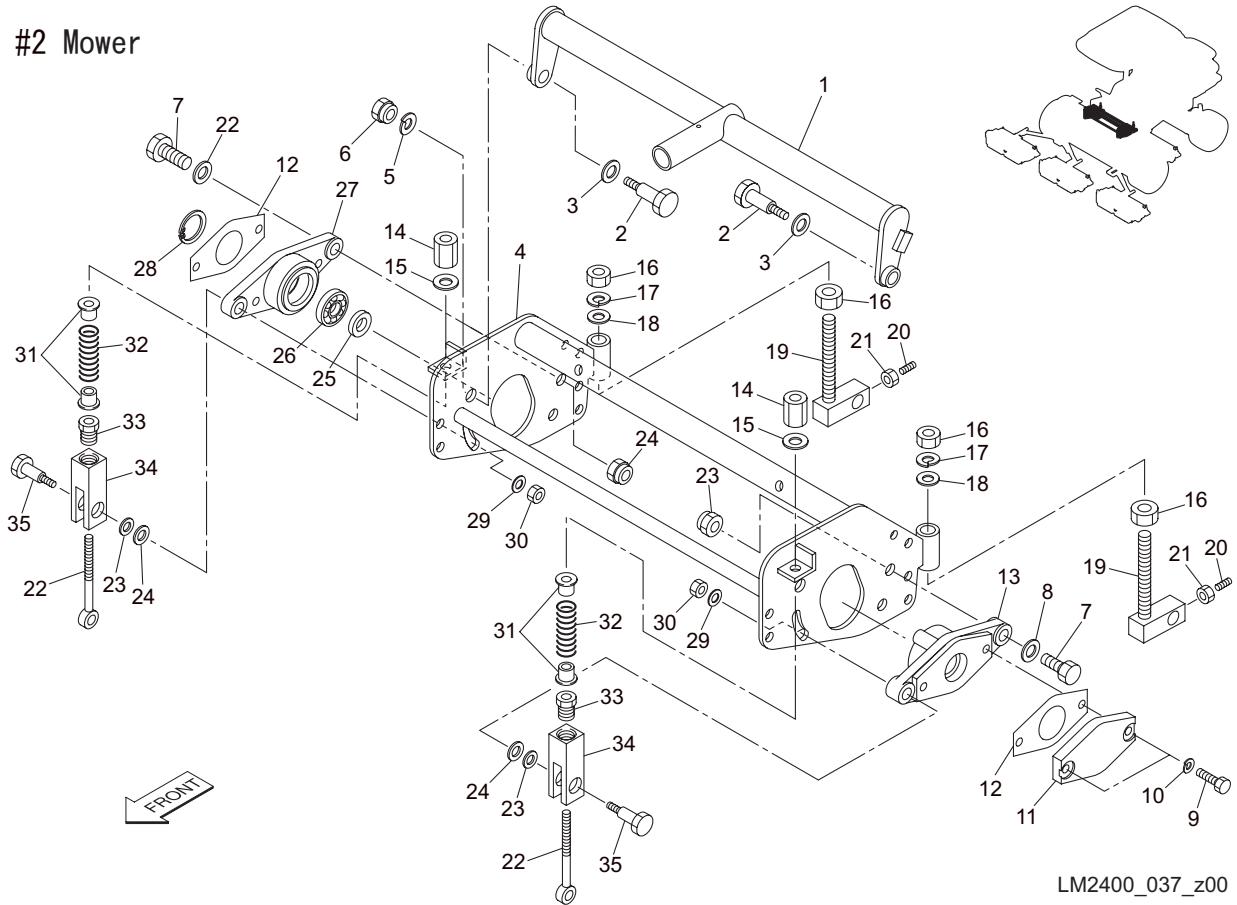
LM2400_036_z00

Cat No.	Code No.	Part name	Qty	Remark	SN of application
36 - 31	K6206000052	RECEIVER, FOR SPRING	8		
36 - 32	K1000000458	SPRING, COMPRESSION M5-25-60	4		
36 - 33	K6081000082	PIPE, WITH CUTTER ADJUSTING SCREW	4		
36 - 34	K6090000552	MOUNT, ADJUSTING SCREW	4		
36 - 35	K6082000122	BOLT, STEPPED FOR FIXING HOUSING	4		

37. MOWER SECTION : J

LM2400

#2 Mower



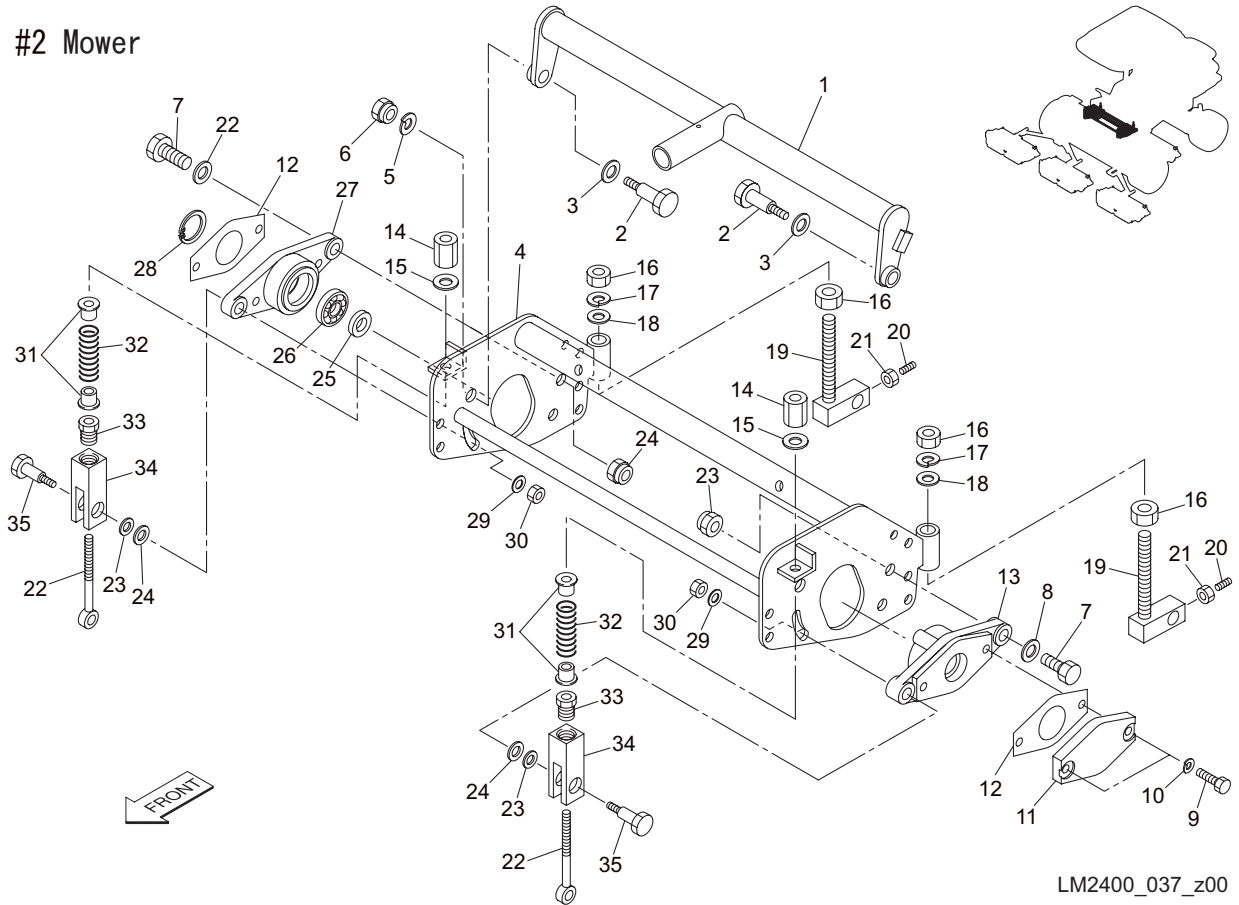
LM2400_037_z00

Cat No.	Code No.	Part name	Qty	Remark	SN of application
37 - 1	LM2400-0101ZR	ARM, MOWER #2, #3	1		
37 - 2	K6082000132	BOLT, STEPPED FOR FIXING FRAME	2		
37 - 3	K5011020282	WASHER, SPCC 1-20-28	2		
37 - 4	K705200006R	FRAME, MOWER	1		
37 - 5	K0200140002	WASHER, SPRING M14	2		
37 - 6	K0105140002	NUT, P1.5 M14-3	4		
37 - 7	K0071001132	BOLT, AXIS	2		
37 - 8	K5012314252	WASHER, SPCC 2.3-14-25	2		
37 - 9	K0000100452	BOLT, M10-45	2		
37 - 10	K0200100002	WASHER, SPRING M10	2		
37 - 11	K690300017D	COVER, REEL HOUSING	1		
37 - 12	K4011000290	PACKING, OIL-SHEET	2		
37 - 13	K6903000212	HOUSING, REEL CUTTER	1		
37 - 14	LM56G--0506Z2	NUT, ADJUSTING BEDKNIFE	2		
37 - 15	K5051010160	WASHER, C5191P 1-10-16	2		
37 - 16	K0108180002	NUT, P1.5 M18-3	4		
37 - 17	K0200180002	WASHER, SPRING M18	2		
37 - 18	K5012018282	WASHER, SPCC 2-18-28	2		
37 - 19	LM526A-0108Z2	SCREW, ADJUSTING CUTTING HEIGHT	2		
37 - 20	K0023100251	SETSCREW, M10-25	2		
37 - 21	K0100100002	NUT, M10	2		
37 - 22	K7303000182	BOLT, ADJUSTING CUTTER	2		
37 - 23	K0214100002	WASHER, DISK SPRING L M10-2	2		
37 - 24	K5012310172	WASHER, SPCC 2.3-10-17	2		
37 - 25	K0823560120	OIL SEAL, MHS356012	1		
37 - 26	K0602062070	BEARING, BALL SHIELD Z 6207	1		
37 - 27	K6903000202	HOUSING, HYDRAULIC MOTOR B	1		
37 - 28	K0402072001	RING, RETAINING R M72	1		
37 - 29	K5073210242	WASHER, SPHC 3.2-10-24	2		
37 - 30	K0145100002	NUT, WITH F-RING, P1.25 M10	2		

37. MOWER SECTION : J

LM2400

#2 Mower



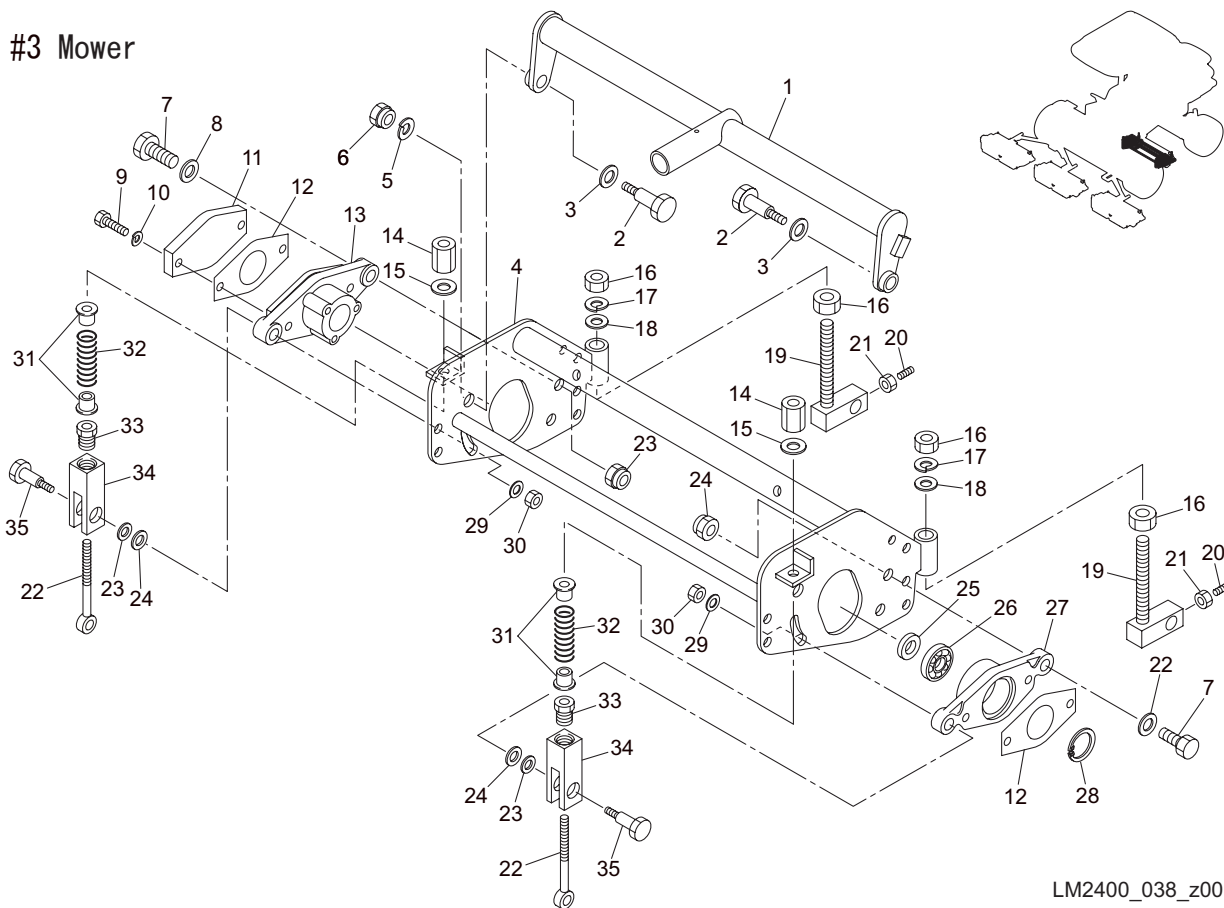
LM2400_037_z00

Cat No.	Code No.	Part name	Qty	Remark	SN of application
37 - 31	K6206000052	RECEIVER, FOR SPRING	4		
37 - 32	K1000000458	SPRING, COMPRESSION M5-25-60	2		
37 - 33	K6081000082	PIPE, WITH CUTTER ADJUSTING SCREW	2		
37 - 34	K6090000552	MOUNT, ADJUSTING SCREW	2		
37 - 35	K6082000122	BOLT, STEPPED FOR FIXING HOUSING	2		

38. MOWER SECTION : K

LM2400

#3 Mower



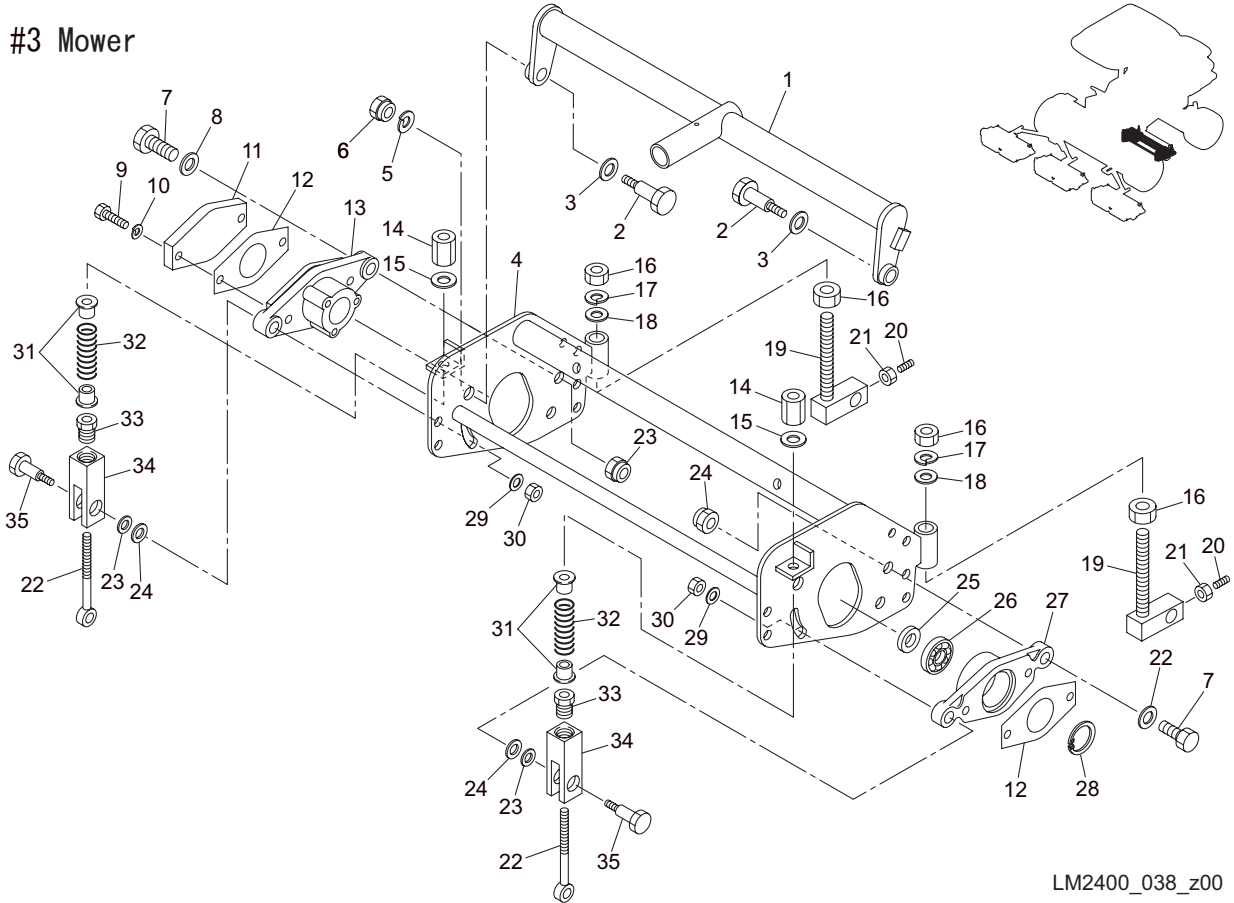
LM2400_038_z00

Cat No.	Code No.	Part name	Qty	Remark	SN of application
38 - 1	LM2400-0101ZR	ARM, MOWER #2, #3	1		
38 - 2	K6082000132	BOLT, STEPPED FOR FIXING FRAME	2		
38 - 3	K5011020282	WASHER, SPCC 1-20-28	2		
38 - 4	K705200006R	FRAME, MOWER	1		
38 - 5	K0200140002	WASHER, SPRING M14	2		
38 - 6	K0105140002	NUT, P1.5 M14-3	4		
38 - 7	K0071001132	BOLT, AXIS	2		
38 - 8	K5012314252	WASHER, SPCC 2.3-14-25	2		
38 - 9	K0000100452	BOLT, M10-45	2		
38 - 10	K0200100002	WASHER, SPRING M10	2		
38 - 11	K690300017D	COVER, REEL HOUSING	1		
38 - 12	K4011000290	PACKING, OIL-SHEET	2		
38 - 13	K6903000212	HOUSING, REEL CUTTER	1		
38 - 14	LM56G--0506Z2	NUT, ADJUSTING BEDKNIFE	2		
38 - 15	K5051010160	WASHER, C5191P 1-10-16	2		
38 - 16	K0108180002	NUT, P1.5 M18-3	4		
38 - 17	K0200180002	WASHER, SPRING M18	2		
38 - 18	K5012018282	WASHER, SPCC 2-18-28	2		
38 - 19	LM526A-0108Z2	SCREW, ADJUSTING CUTTING HEIGHT	2		
38 - 20	K0023100251	SETSCREW, M10-25	2		
38 - 21	K0100100002	NUT, M10	2		
38 - 22	K7303000182	BOLT, ADJUSTING CUTTER	2		
38 - 23	K0214100002	WASHER, DISK SPRING L M10-2	2		
38 - 24	K5012310172	WASHER, SPCC 2.3-10-17	2		
38 - 25	K0823560120	OIL SEAL, MHSA356012	1		
38 - 26	K0602062070	BEARING, BALL SHIELD Z 6207	1		
38 - 27	K6903000192	HOUSING, HYDRAULIC MOTOR A	1		
38 - 28	K0402072001	RING, RETAINING R M72	1		
38 - 29	K5073210242	WASHER, SPHC 3.2-10-24	2		
38 - 30	K0145100002	NUT, WITH F-RING, P1.25 M10	2		

38. MOWER SECTION : K

LM2400

#3 Mower



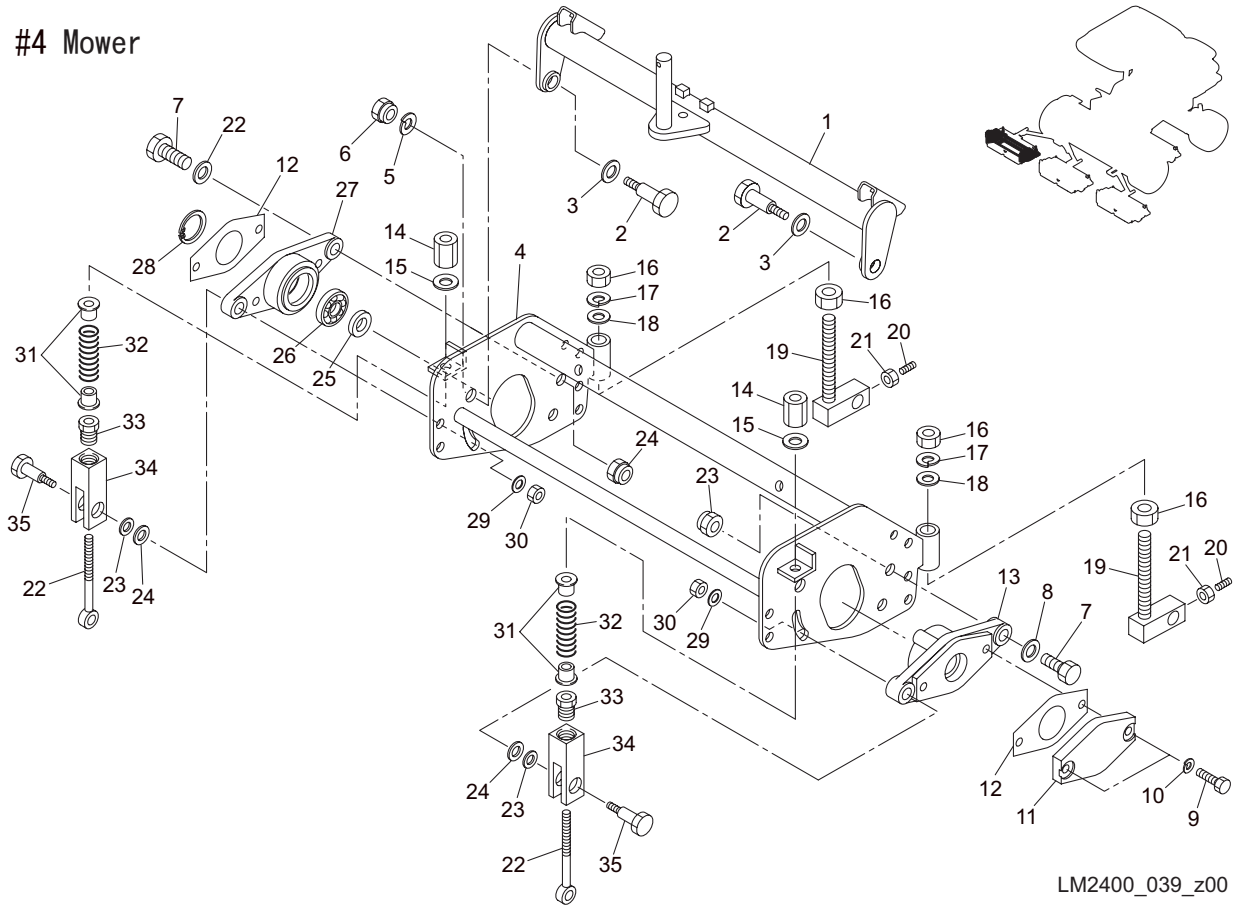
LM2400_038_z00

Cat No.	Code No.	Part name	Qty	Remark	SN of application
38 - 31	K6206000052	RECEIVER, FOR SPRING	4		
38 - 32	K1000000458	SPRING, COMPRESSION M5-25-60	2		
38 - 33	K6081000082	PIPE, WITH CUTTER ADJUSTING SCREW	2		
38 - 34	K6090000552	MOUNT, ADJUSTING SCREW	2		
38 - 35	K6082000122	BOLT, STEPPED FOR FIXING HOUSING	2		

39. MOWER SECTION : L

LM2400

#4 Mower



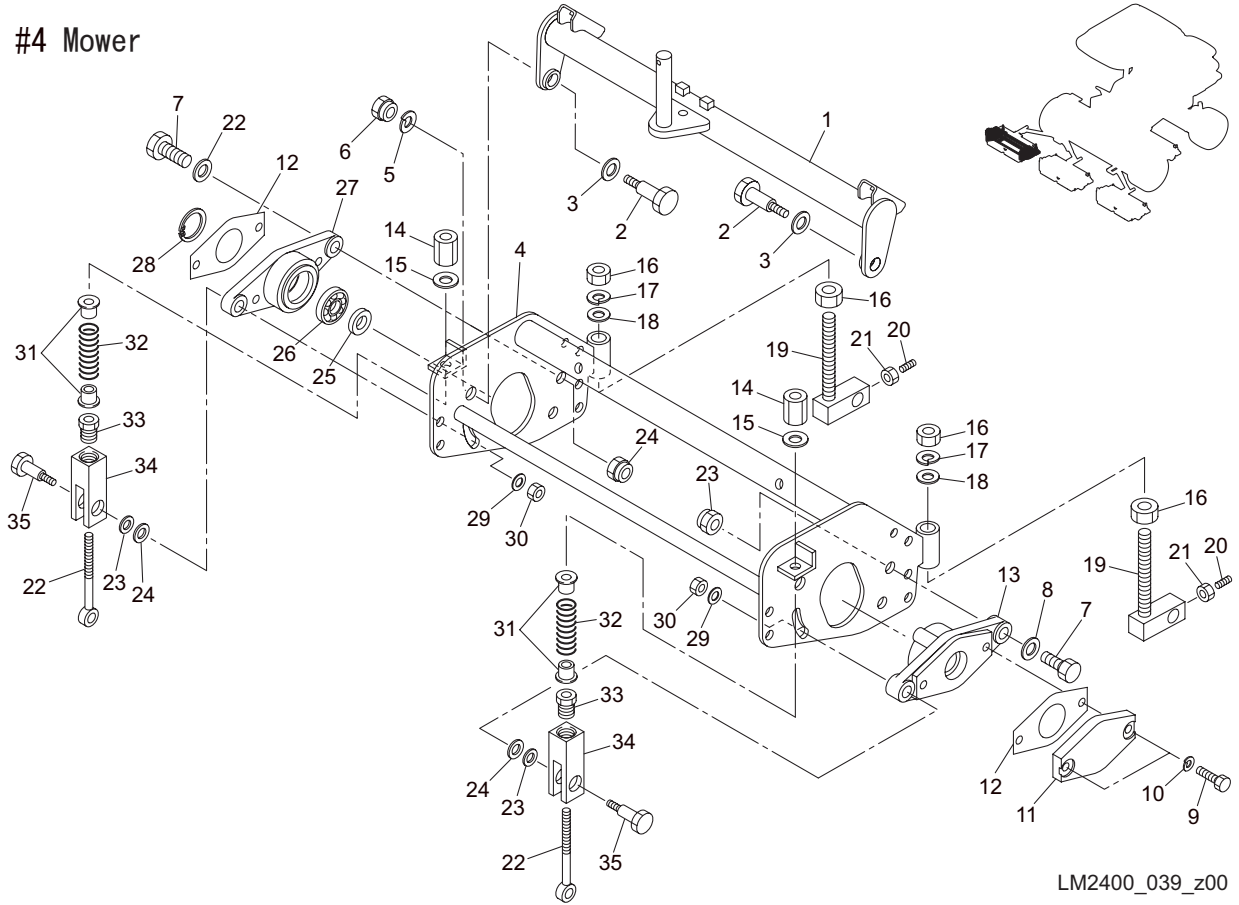
LM2400_039_z00

Cat No.	Code No.	Part name	Qty	Remark	SN of application
39 - 1	LM282--0104ZR	ARM, MOWER #2, #3	1		
39 - 2	K6082000132	BOLT, STEPPED FOR FIXING FRAME	2		
39 - 3	K5011020282	WASHER, SPCC 1-20-28	2		
39 - 4	K705200006R	FRAME, MOWER	1		
39 - 5	K0200140002	WASHER, SPRING M14	2		
39 - 6	K0105140002	NUT, P1.5 M14-3	4		
39 - 7	K0071001132	BOLT, AXIS	2		
39 - 8	K5012314252	WASHER, SPCC 2.3-14-25	2		
39 - 9	K0000100452	BOLT, M10-45	2		
39 - 10	K0200100002	WASHER, SPRING M10	2		
39 - 11	K690300017D	COVER, REEL HOUSING	1		
39 - 12	K4011000290	PACKING, OIL-SHEET	2		
39 - 13	K6903000212	HOUSING, REEL CUTTER	1		
39 - 14	LM56G--0506Z2	NUT, ADJUSTING BEDKNIFE	2		
39 - 15	K5051010160	WASHER, C5191P 1-10-16	2		
39 - 16	K0108180002	NUT, P1.5 M18-3	4		
39 - 17	K0200180002	WASHER, SPRING M18	2		
39 - 18	K5012018282	WASHER, SPCC 2-18-28	2		
39 - 19	LM526A-0108Z2	SCREW, ADJUSTING CUTTING HEIGHT	2		
39 - 20	K0023100251	SETSCREW, M10-25	2		
39 - 21	K0100100002	NUT, M10	2		
39 - 22	K7303000182	BOLT, ADJUSTING CUTTER	2		
39 - 23	K0214100002	WASHER, DISK SPRING L M10-2	2		
39 - 24	K5012310172	WASHER, SPCC 2.3-10-17	2		
39 - 25	K0823560120	OIL SEAL, MHSA356012	1		
39 - 26	K0602062070	BEARING, BALL SHIELD Z 6207	1		
39 - 27	K6903000202	HOUSING, HYDRAULIC MOTOR B	1		
39 - 28	K0402072001	RING, RETAINING R M72	1		
39 - 29	K5073210242	WASHER, SPHC 3.2-10-24	2		
39 - 30	K0145100002	NUT, WITH F-RING, P1.25 M10	2		

39. MOWER SECTION : L

LM2400

#4 Mower

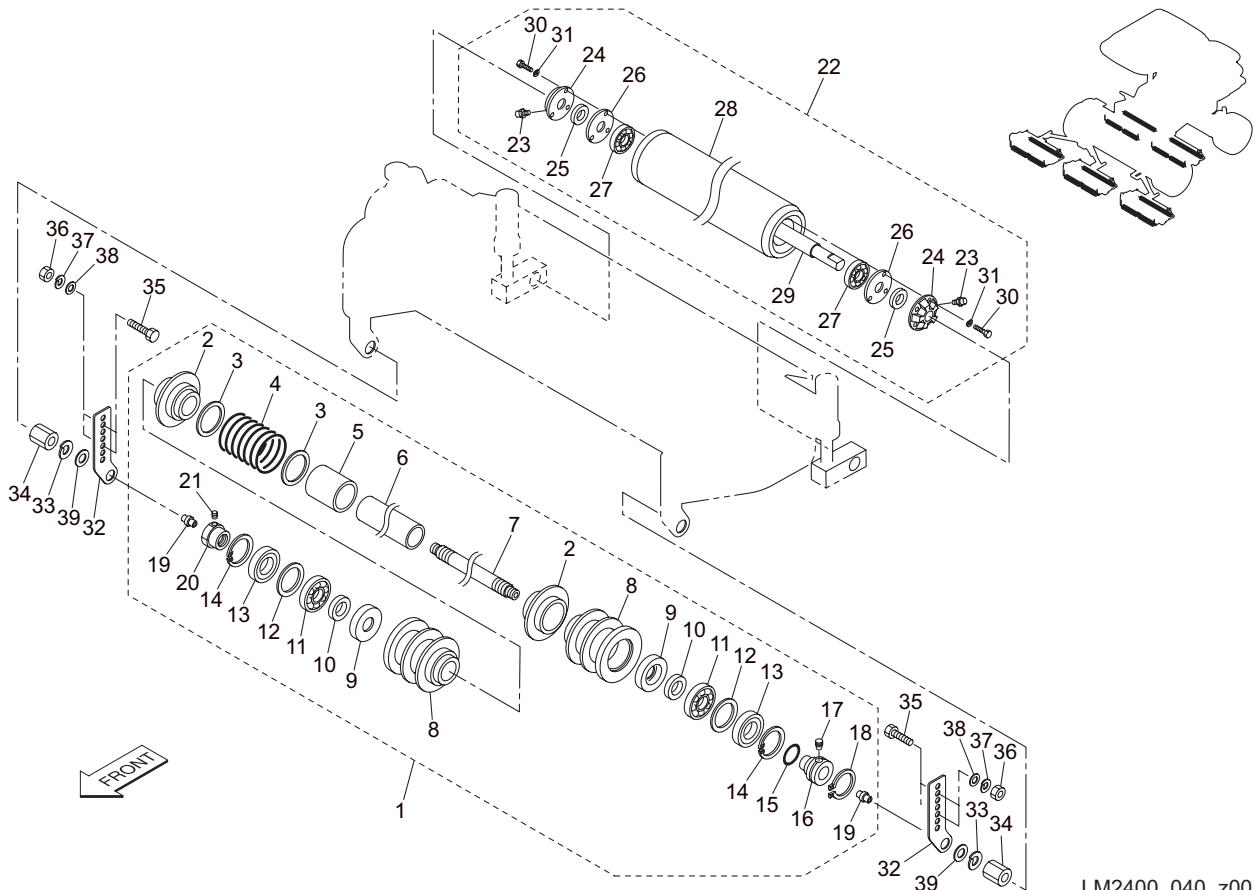


LM2400_039_z00

Cat No.	Code No.	Part name	Qty	Remark	SN of application
39 - 31	K6206000052	RECEIVER, FOR SPRING	4		
39 - 32	K1000000458	SPRING, COMPRESSION M5-25-60	2		
39 - 33	K6081000082	PIPE, WITH CUTTER ADJUSTING SCREW	2		
39 - 34	K6090000552	MOUNT, ADJUSTING SCREW	2		
39 - 35	K6082000122	BOLT, STEPPED FOR FIXING HOUSING	2		

40. ROLLER ASSY SECTION

LM2400

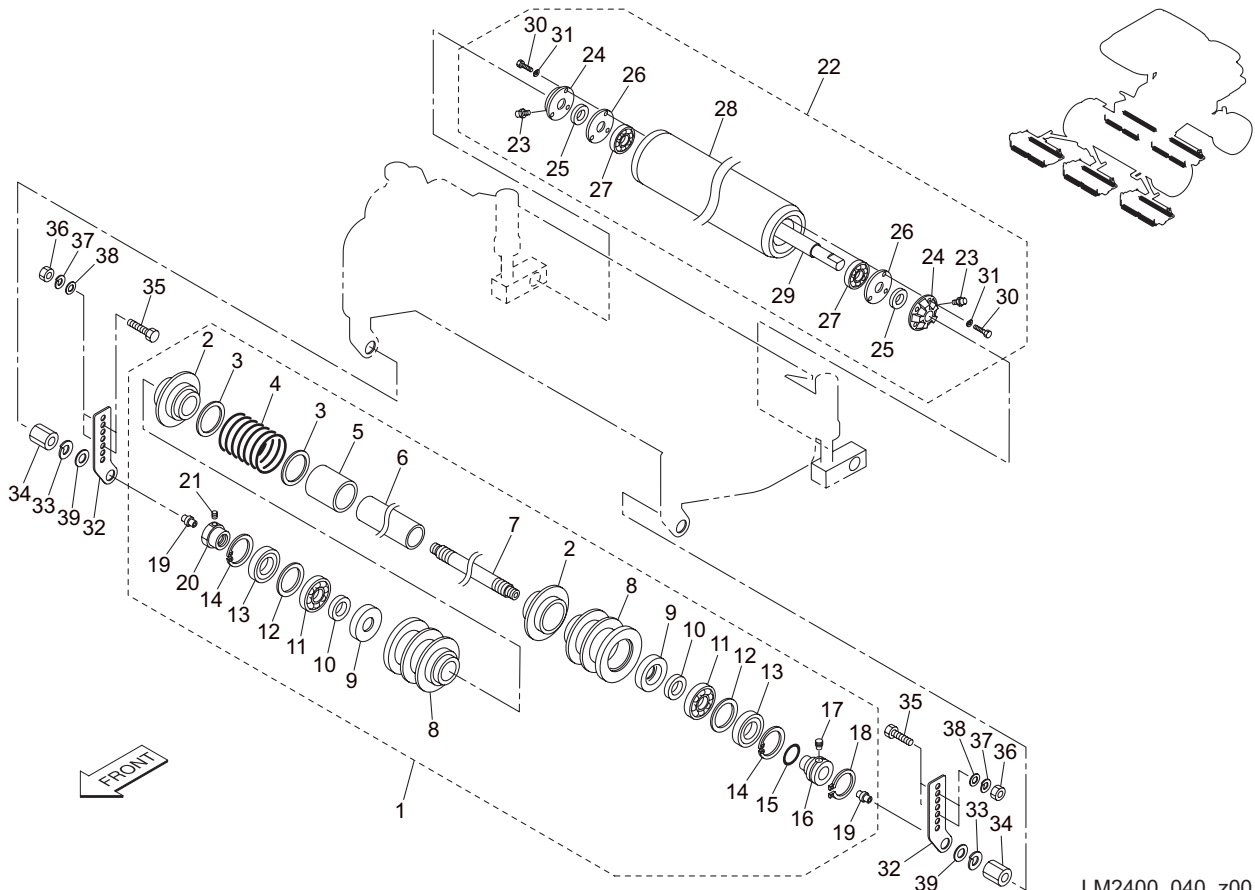


LM2400_040_z00

Cat No.	Code No.	Part name	Qty	Remark	SN of application
40 - 1	K8021000420	ROLLER ASSY, GROOVED	1		
40 - 2	K5920000060	ROLLER, 80	18		
40 - 3	K5051035470	WASHER, C5191P 1-35-47	2		
40 - 4	K100000073D	SPRING, COMPRESSION M5-51-75	1		
40 - 5	K6212001612	COLLAR, STKM M35-40-49	1		
40 - 6	K6226000082	PIPE, ROLLER M28-345-78	1		
40 - 7	K6121000340	SHAFT, THREADED ROLLER 762	1		
40 - 8	K620200046D	HOUSING, FOR SLOTTED ROLLER 77	2		
40 - 9	K6803000030	HOUSING, SEAL	2		
40 - 10	K0822035080	OIL SEAL, MHSA20358	2		
40 - 11	K0631302040	BEARING, TAPER ROLLER JRP6 30204	2		
40 - 12	K6212001192	COLLAR, STKM M42-47-3.25	2		
40 - 13	K0822547080	OIL SEAL, MHSA25478	2		
40 - 14	K0402047001	RING, RETAINING R M47	2		
40 - 15	K0880020000	O-RING, P20	1		
40 - 16	K6219000210	COLLAR, M17-36-28.25	1		
40 - 17	K0071000778	STOPPER, DRUM COLLAR	1		
40 - 18	K0401036001	RING, RETAINING S M36	1		
40 - 19	K1440000050	GREASE NIPPLE, M8	2		
40 - 20	K0160000550	NUT, M20-27	1		
40 - 21	K0028060100	SETSCREW, SUS M6-10	1		
40 - 22	K8021000430	ROLLER ASSY, REAR 764	1		
40 - 23	K1440000010	GREASE NIPPLE, A	2		
40 - 24	K6810000070	HOUSING, SEAL	2		
40 - 25	K0821730080	OIL SEAL, MHSA17308	2		
40 - 26	K4015136650	PACKING, FIBER 1-36-65	2		
40 - 27	K0602062030	BEARING, BALL SHIELD Z 6203	2		
40 - 28	K740000016D	ROLLER, 76.2-674	1		
40 - 29	K6155000190	SHAFT, STEPED ROLLER 764	1		
40 - 30	K0000060122	BOLT, M6-12	6		

40. ROLLER ASSY SECTION

LM2400

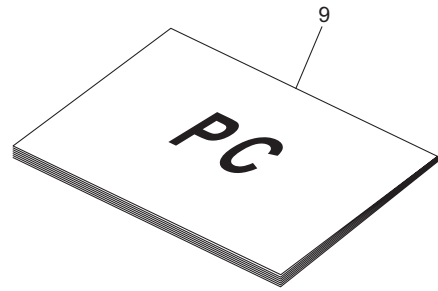
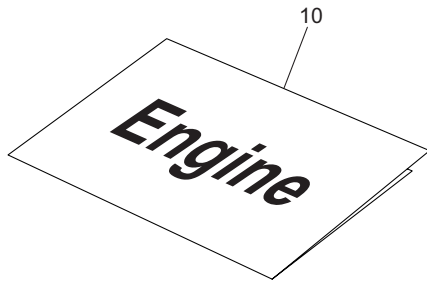
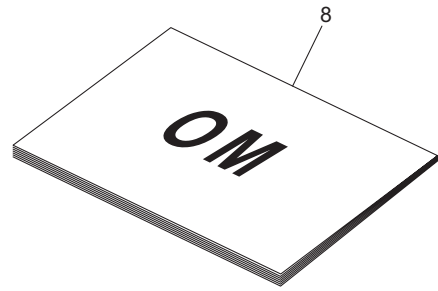
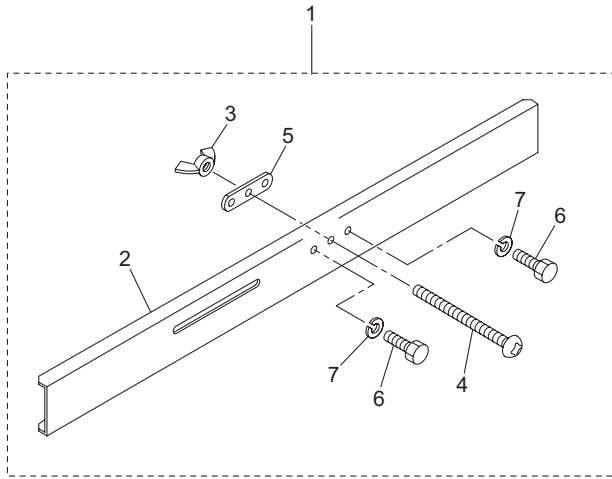


LM2400_040_z00

Cat No.	Code No.	Part name	Qty	Remark	SN of application
40 - 31	K0200060002	WASHER, SPRING M6	6		
40 - 32	K5131001882	PLATE, SPHC ROLLER BRACKET	2		
40 - 33	K0200140002	WASHER, SPRING M14	2		
40 - 34	K0160000532	NUT, HIGH M14-20	2		
40 - 35	K0000100252	BOLT, M10-25	4		
40 - 36	K0100100002	NUT, M10	4		
40 - 37	K0200100002	WASHER, SPRING M10	4		
40 - 38	K5000100002	WASHER, M10	4		
40 - 39	K5073214252	WASHER, SPHC 3.2-14-25	2		

41. ACCESSORY SECTION

LM2400

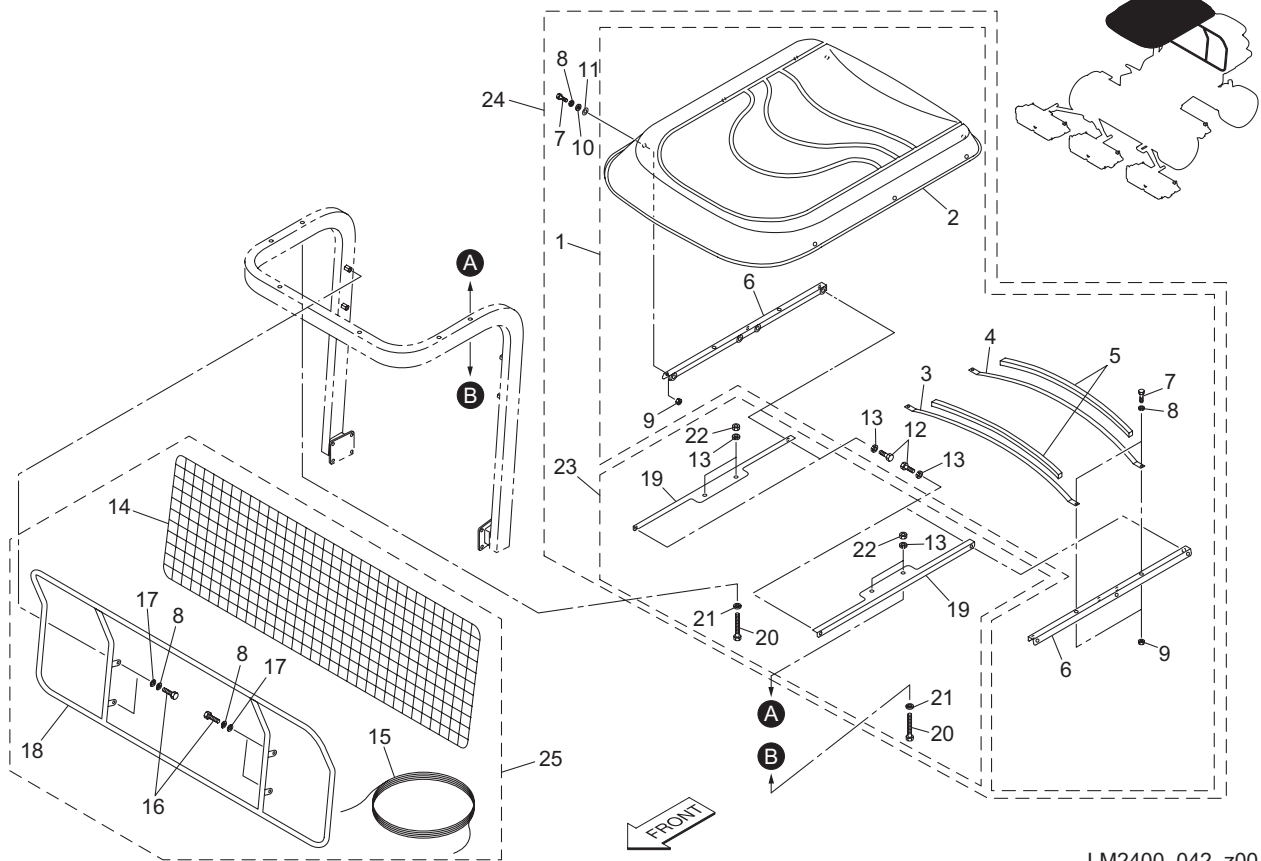


LM2400_041_z00

Cat No.	Code No.	Part name	Qty	Remark	SN of application
41 - 1	K4825000060	GAUGE ASSY, CUTTING HEIGHT 600	1		
41 - 2	K482500003D	GAUGE, CUTTING HEIGHT 600	1		
41 - 3	K0141060002	NUT, WING M6-3	1		
41 - 4	K0071000522	SCREW, FOR CUTTING HEIGHT ADJUST M6-75	1		
41 - 5	K4825000042	PLATE, MOUNTING SCREW	1		
41 - 6	K0021060102	BOLT, FLANGED M6-10	2		
41 - 7	K0200060002	WASHER, SPRING M6	2		
41 - 8	750101-82-A	OWNERS OPERATING MANUAL, LM2400	1		
41 - 9	750101-82-B	PARTS CATALOG, LM2400	1		
41 - 10	PF1G398-8911-3	OWNERS OPERATING MANUAL FOR ENGINE (JAPANESE)	1		

42. ROOF ASSY SECTION (OPTION)

LM2400



LM2400_042_z00

Cat No.	Code No.	Part name	Qty	Remark	SN of application
42 - 1	K9120000030	ROOF ASSY	1		
42 - 2	K1900000080	ROOF	1		
42 - 3	K190000010D	ARCH, B	1		
42 - 4	K190000009D	ARCH, A	1		
42 - 5	K1900000120	SPONGE, URETHANE 20-20840	2		
42 - 6	K190000011D	SUPPORT, HOOD	2		
42 - 7	K0000080202	BOLT, M8-20	10		
42 - 8	K0200080002	WASHER, SPRING M8	14		
42 - 9	K0100080002	NUT, M8	10		
42 - 10	K5012308322	WASHER, SPCC 2.3-8-32	6		
42 - 11	K1900000130	RUBBER, FOR ROOF	6		
42 - 12	K0000100202	BOLT, M10-20	4		
42 - 13	K0200100002	WASHER, SPRING M10	8		
42 - 14	K4130000010	NET, BALL-PROOF 500*1375	1		
42 - 15	K4140000010	ROPE, 2-6700	2		
42 - 16	K0000080152	BOLT, M8-15	4		
42 - 17	K5000080002	WASHER, M8	4		
42 - 18	K789900120D	FRAME, FOR BALL PROOF NET	1		
42 - 19	K520500040D	PLATE, FOR FIXING ROOF	2		
42 - 20	K0000101002	BOLT, M10-100	4		
42 - 21	K5000100002	WASHER, M10	4		
42 - 22	K0100100002	NUT, M10	4		
42 - 23	K9120000050	BRACKET SET, FOR AWNING FRAME	1		
42 - 24	K9120000060	ROOF AND FLAME ASSY	1		
42 - 25	LM285--1705Z0	PROTECTIVE NET KIT, LM285	1		

BARONESS[®]

Quality on Demand



KYOEISHA CO.,LTD.

Head Office 1-26, Miyuki-cho, Toyokawa, Tel : (0533)84-1390
Aichi-Pref. 442-8530 Japan. Fax : (0533)89-3623