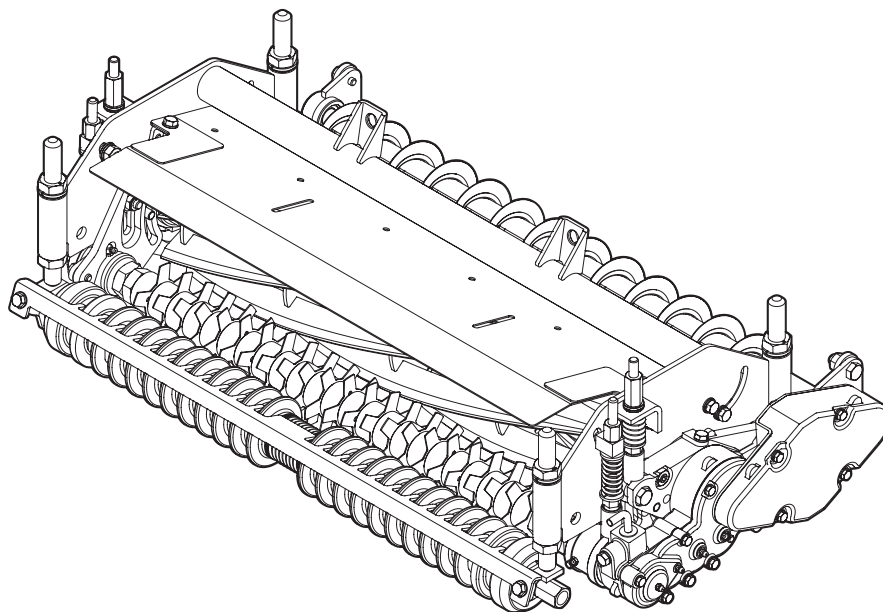


LH62·LH66

Multi Configuration Mower Unit

Parts catalog



BARONESS
Quality on Demand

Serial No. LH62 : 11407- • LH66 : 10461-

Ver.1.7

Greeting

Thank you for purchasing Baroness machine.

This machine has been shipped from the factory after comprehensive test runs and inspections. However, the optimum performance of the machine depends on how you use and maintain it, including routine inspections, adjustments, and fuel supplies before and after the operation.

We hope you will use the machine safely, and take advantage of its best performance.

Note

(For inquiry about this machine)

Since the type of machine may be changed sequentially, inform us of the type and the serial number.

The information described in this manual is subject to change without prior notice.

When replacing parts, be sure to use Baroness parts or parts designated by Kyo-eisha.

Note that the Baroness product warranty may not apply to defects caused by the use of parts from other companies.

(For ordering parts)

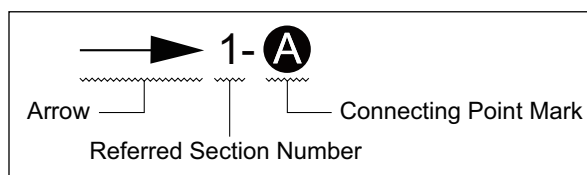
For prevention of delivery of wrong parts, be sure to inform us of the code number and the part name.

Example:	Code No.	Part Name	Qty
	K0200100002	WASHER, SPRING M10	8

<Indication of the connecting point shown on the other page>

(Example and description)

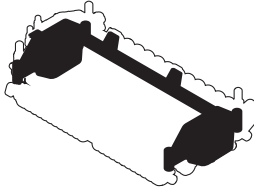
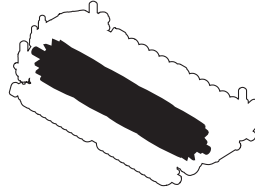
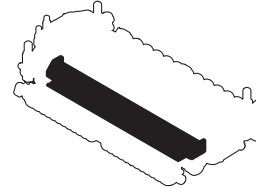
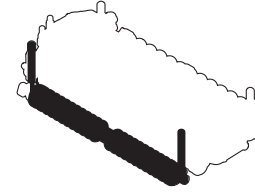
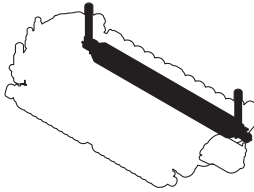
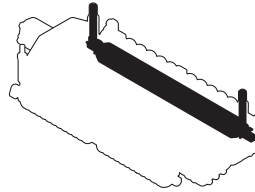
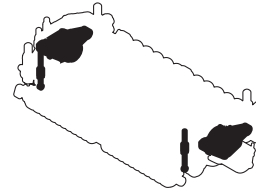
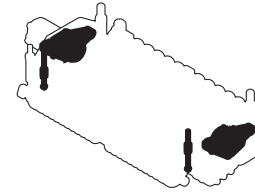
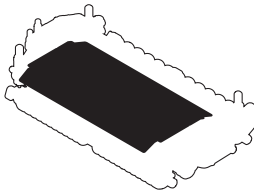
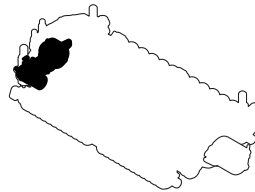
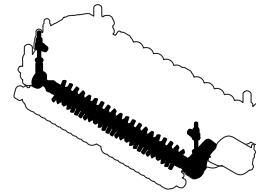
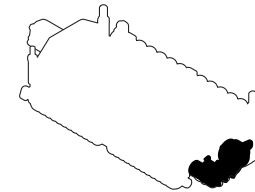
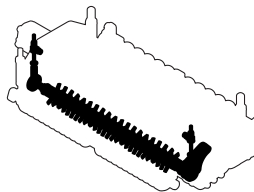
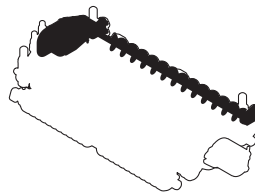
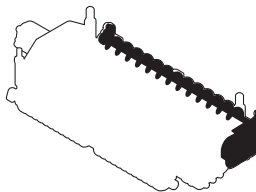
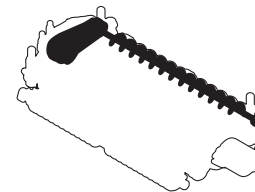
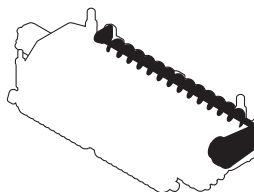
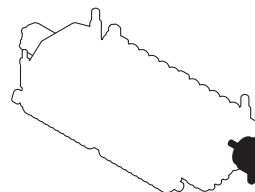
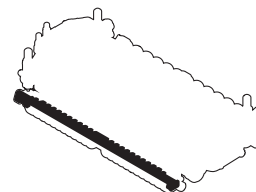
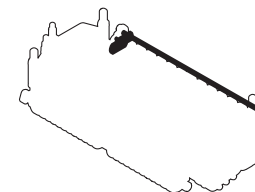
The following indication shows the connecting point of the part shown on the other page.



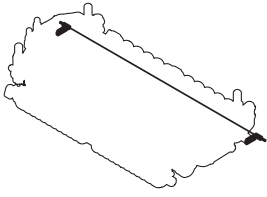
→ 1- **A** : Refer to the point **A** in the illustration of the section No.1

→ 2- **B** : Refer to the point **B** in the illustration of the section No.2

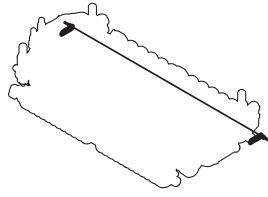
Contents

1.Frame section.....3 	2.Reel cutter section.....4 	3.Bed knife section5 	4.Front roller section.....6 
5.Rear roller section A (Motor on left side).....7 	6.Rear roller section B (Motor on right side)8 	7.Housing section A (Motor on left side).....9 	8.Housing section B (Motor on right side) 11 
9.Reel cover section (variable type).....13 	10.Groomer section A (motor on left side).....14 	11.Groomer section B (motor on left side).....16 	12.Groomer section C (Motor on right side) 18 
13.Groomer section D (Motor on right side)20 	A14.CR brush section A (Motor on left side / with Groomer)22 	A15.CR brush section B (Motor on right side / with Groomer)24 	B14.CR brush section C (Motor on left side).....26 
B15.CR brush section D (Motor on right side)28 	C15.CR brush section E (Drive ASSY / with Groomer)30 	16.Front scraper section31 	A17.Rear scraper section A (Bar type).....32 

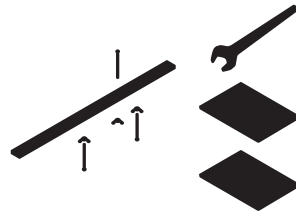
B17.Rear scraper section B
(Wire type).....33

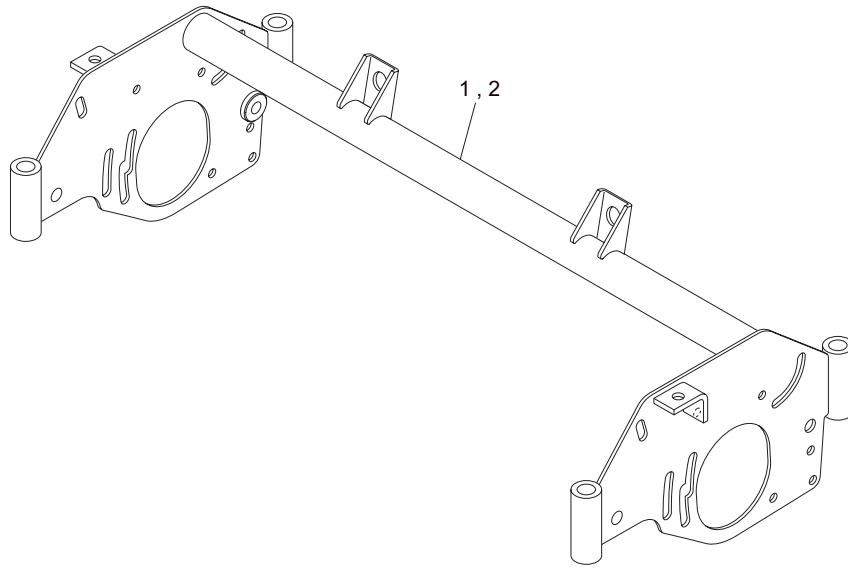


C17.Rear scraper section C
(Wire type / with CR brush)
.....34



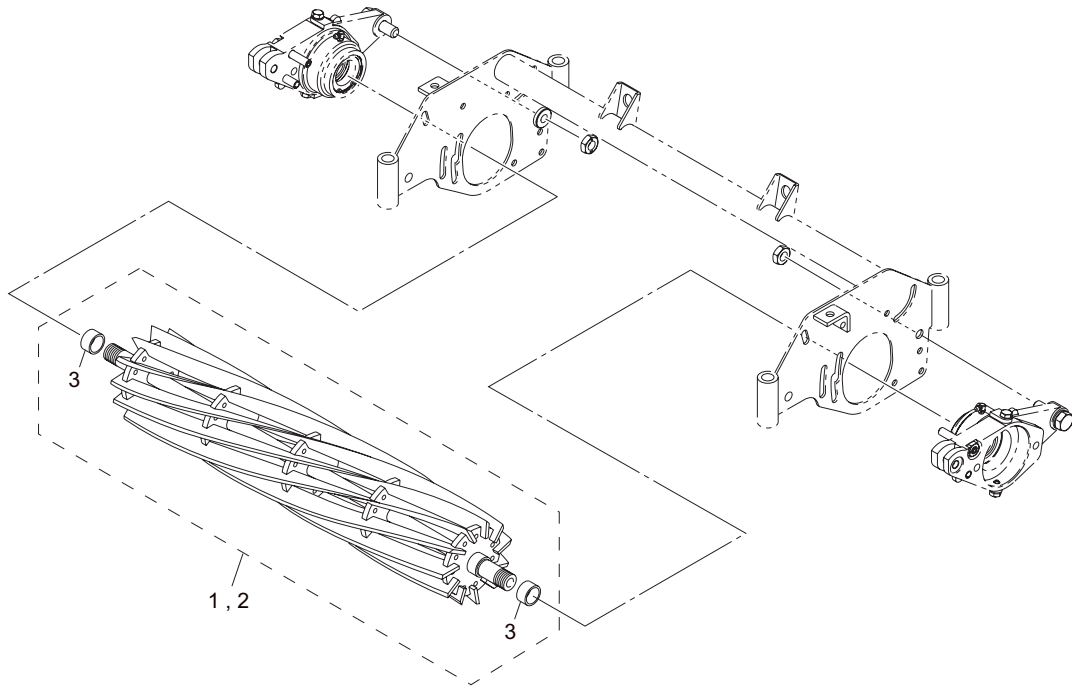
18.Accessories35





LH66_001_z00

Cat No.	Code No.	Part name	Qty		Remark	SN of application
			LH62	LH66		
1-1	LH6290-0101ZR	FRAME, MOWER 22	1	0		
1-2	LH6690-0101ZR	FRAME, MOWER 26	0	1		
1a-2	LH6690-1101ZR	FRAME, MOWER 26	0	1	available for rear grass catcher	

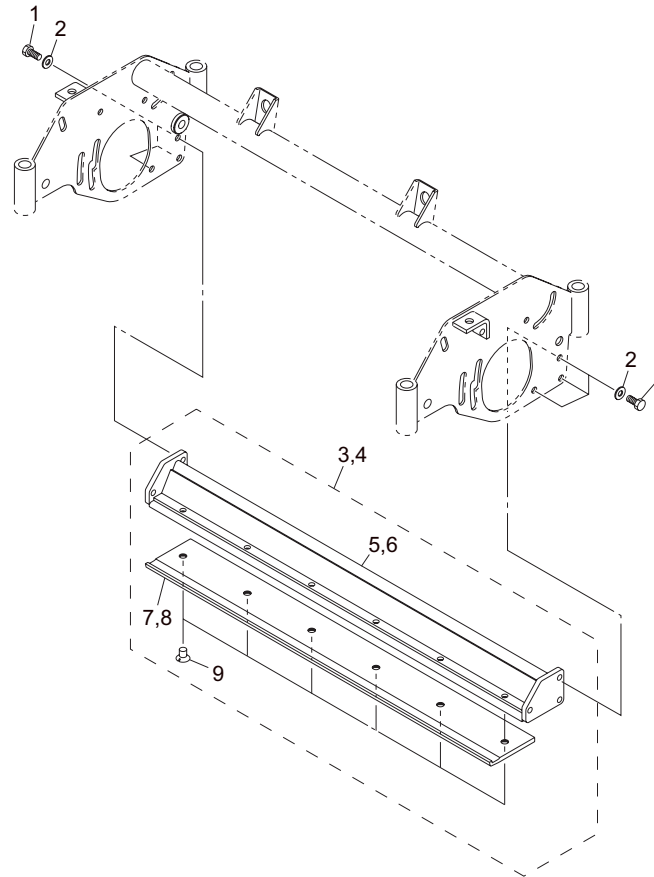


LH66_002_z00

Cat No.	Code No.	Part name	Qty		Remark	SN of application
			LH62	LH66		
2-1	LM2700-2114Z0	REEL CUTTER ASSY 22-9	1	0	9-blade	
2-2	LM2700-0192Z0	REEL CUTTER ASSY	0	1	9-blade	
2a-2	LM2700-1302Z0	REEL CUTTER ASSY, 26-7	0	1	7-blade	
2-3	K0737000080	INNER RACE, NB LRTZ303518	2	2		

3.Bed knife section

LH62 • LH66

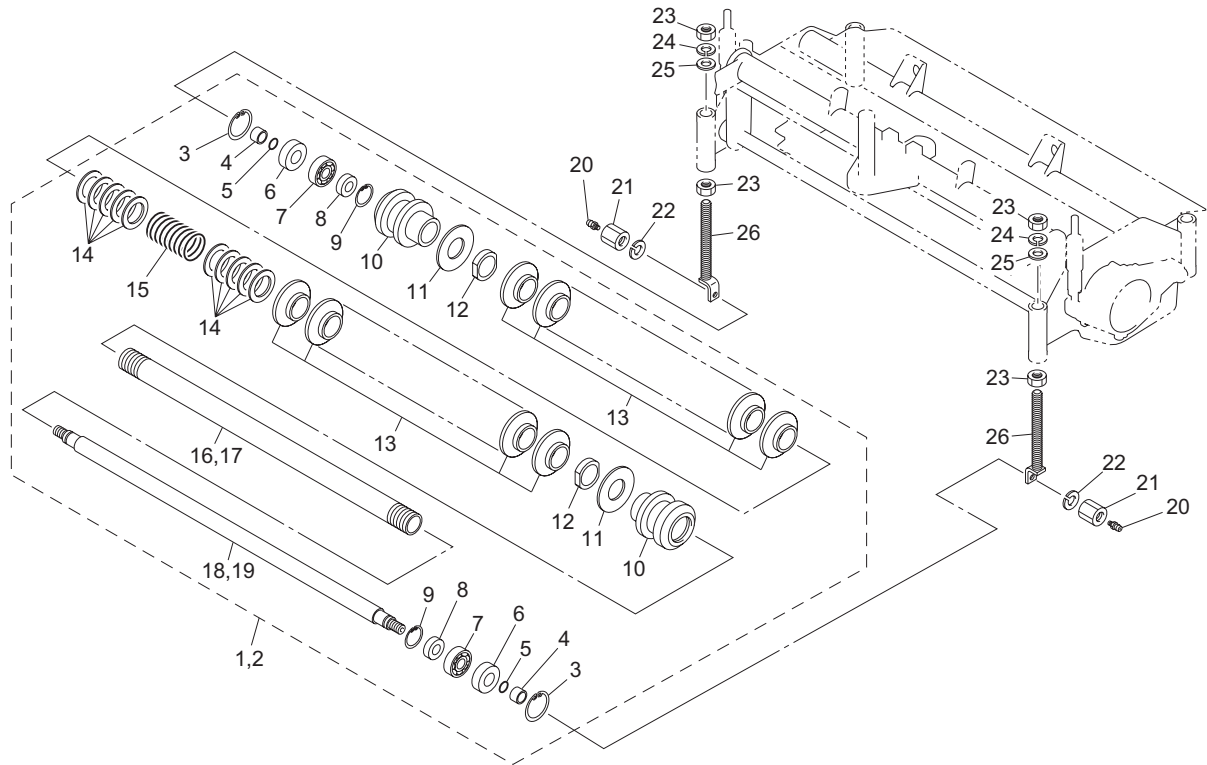


LH66_003_z00

Cat No.	Code No.	Part name	Qty		Remark	SN of application
			LH62	LH66		
3-1	K0008100202	BOLT, SMALL M10-20	6	6		
3-2	K0214100002	WASHER, DISK SPRING 2L M10	6	6		
3-3	LH6290-0381Z0	BEDKNIFE & BASE ASSY, 629.5 7mm	1	0	7.0mm	
3a-3	LH6290-0382Z0	BEDKNIFE & BASE ASSY, 629.5 5mm	1	0	5.0mm	
3-4	LH6690-0381Z0	BEDKNIFE & BASE ASSY, 732	0	1	7.0mm	
3-5	LH6290-0380ZR	BASE, BEDKNIFE 629.5	1	0		
3-6	LH6690-0380ZR	BASE, BEDKNIFE 732	0	1		
3-7	K2510000290	BEDKNIFE, TIPPED 7.0-87-559-A	1	0		
3a-7	K2510000280	BEDKNIFE, TIPPED 5.0-87-559	1	0		
3b-7	K2510000330	BEDKNIFE, TIPPED 5.0-87-559-60	1	0	offset, option	
3-8	K2510000030	BEDKNIFE, TIPPED 7.0-85-662	0	1		
3a-8	K2510000250	BEDKNIFE, TIPPED 5.0-87-662	0	1		
3b-8	K2510000340	BEDKNIFE, TIPPED 5.0-87-662-60	0	1	offset, option	
3-9	K0071001182	SCREW, HT FLAT HEAD M10-16	6	6		

4. Front roller section

LH62 • LH66

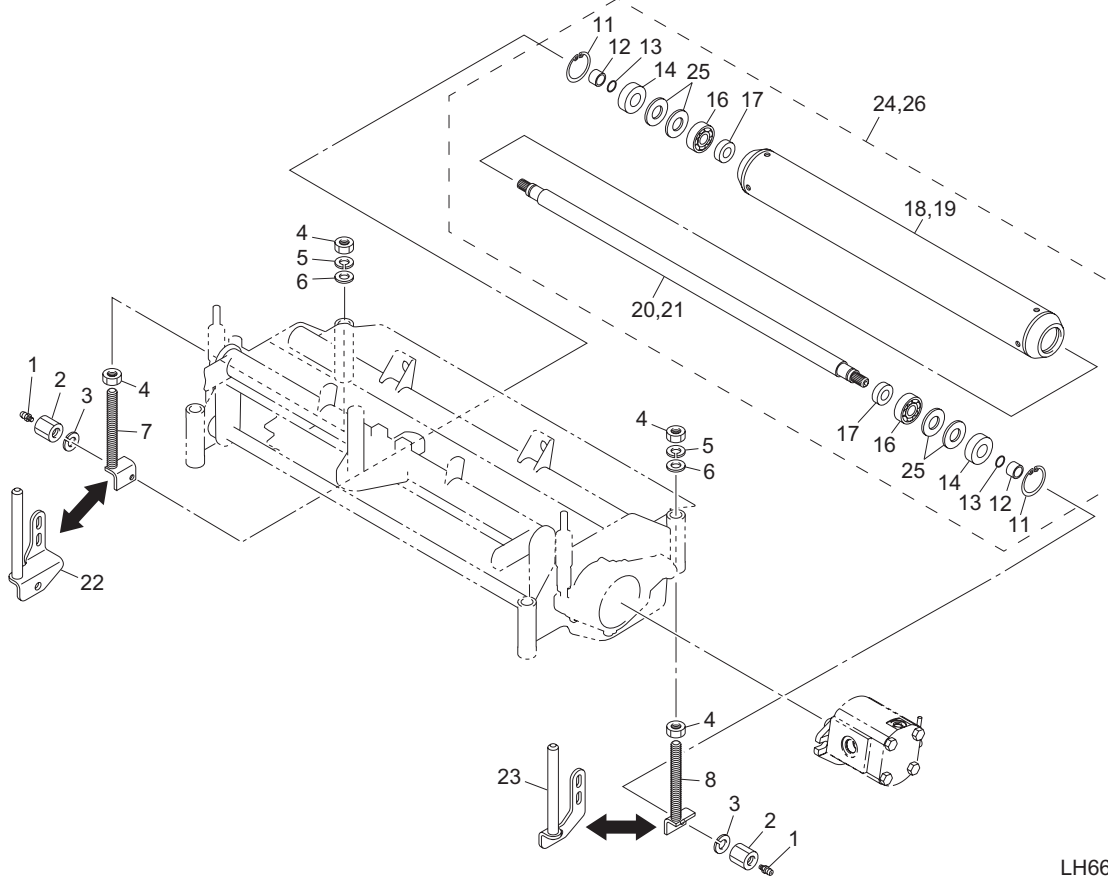


LH66_004_z01

Cat No.	Code No.	Part name	Qty		Remark	SN of application
			LH62	LH66		
4-1	LH6290-0602A0	ROLLER ASSY, 22	1	0		
4-2	LH6690-0602A0	ROLLER ASSY	0	1		
4-3	K0402047001	RING, RETAINING R M47	2	2		
4-4	K6219000580	COLLAR, SUS M17-25-16	2	2		
4-5	K0885015000	O-RING, S15	2	2		
4-6	K0822547080	OIL SEAL, MHTA25478	2	2		
4-7	K0600063030	BEARING, BALL 6303	2	2		
4-8	K0822235080	OIL SEAL, MHTA22358	2	2		
4-9	K0402035001	RING, RETAINING R M35	2	2		
4-10	LH6690-0601AD	HOUSING, ROLLER	2	2		
4-11	K510100061D	PLATE, ROUND 80	2	2		
4-12	K016000062D	NUT, M40	2	2		
4-13	K5920000120	ROLLER, PLASTIC 80	14	18		
4-14	K5011040522	WASHER, SPCC 1-40-52	10	10	for adjustment	
4-15	K100000073D	SPRING, COMPRESSION M5-51-75	1	1		
4-16	LM2700-2109Z2	PIPE, ROLLER 34.2-40504.7	1	0		
4-17	LM2700-0151Z2	PIPE, ROLLER 34.2-40607.2	0	1		
4-18	LM2700-2107Z0	SHAFT, ROLLER 646.5	1	0		
4-19	LM2700-0152Z0	SHAFT, ROLLER 22-749	0	1		
4-20	K1440000010	GREASE NIPPLE, STRAIGHT TYPE A	2	2		
4-21	K0160000652	NUT, SPECIAL M14-30	2	2		
4-22	K0200140002	WASHER, SPRING M14	2	2		
4-23	K0108180002	NUT, P1.5 M18-3	4	4		
4-24	K0200180002	WASHER, SPRING M18	2	2		
4-25	K5012018282	WASHER, SPCC 2-18-28	2	2		
4-26	LM2700-0137Z2	SCREW, ADJUSTING CUTTING HEIGHT	2	2		

5.Rear roller section A (Motor on left side)

LH62 • LH66

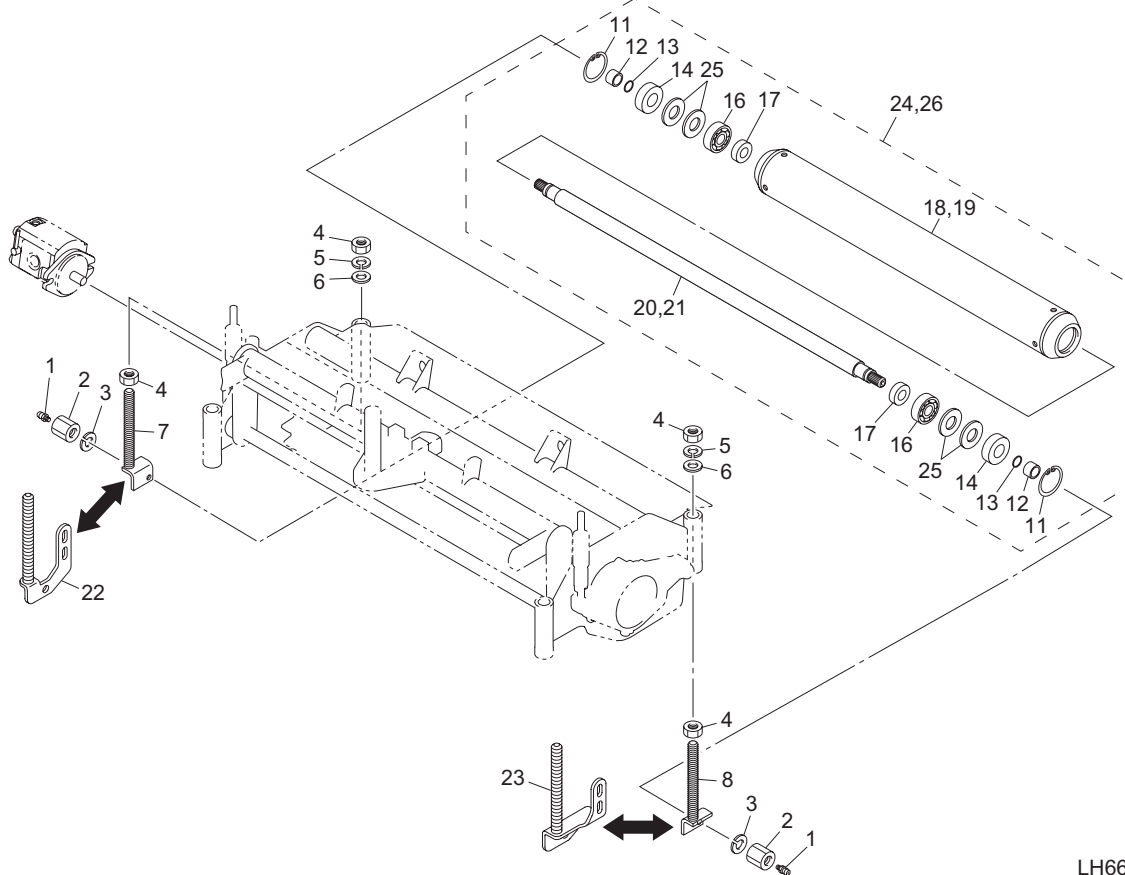


LH66_005_z02

Cat No.	Code No.	Part name	Qty		Remark	SN of application
			LH62	LH66		
5-1	K144000010	GREASE NIPPLE, STRAIGHT TYPE A	2	2		
5-2	K0160000652	NUT, SPECIAL M14-30	2	2		
5-3	K0200140002	WASHER, SPRING M14	2	2		
5-4	K0108180002	NUT, P1.5 M18-3	4	4		
5-5	K0200180002	WASHER, SPRING M18	2	2		
5-6	K5012018282	WASHER, SPCC 2-18-28	2	2		
5-7	LM2700-0161Z2	SCREW, ADJ HOC (RH)	1	1		
5-8	LM2700-0162Z2	SCREW, ADJ HOC (LH)	1	1		
5-9						
5-10						
5-11	K0402047001	RING, RETAINING R M47	2	2		
5-12	K6219000580	COLLAR, SUS M17-25-16	2	2		
5-13	K0885015000	O-RING, S15	2	2		
5-14	K0822547080	OIL SEAL, MHSA25478	2	2		
5-15						
5-16	K0600063030	BEARING, BALL 6303	2	2		
5-17	K0822235080	OIL SEAL, MHSA22358	2	2		
5-18	LM2700-2108ZD	ROLLER, 76.2-593.5	1	0		
5-19	LM2700-0154ZD	ROLLER, 76.2-696	0	1		
5-20	LM2700-2107Z0	SHAFT, ROLLER 646.5	1	0		
5-21	LM2700-0152Z0	SHAFT, ROLLER 22-749	0	1		
5-22	LH669L-0802A2	SCREW, ADJ HOC FOR L MOWER (RH)	1	1	for CR brush	
5-23	LH669L-0801B2	SCREW, ADJ HOC FOR L MOWER (LH)	1	1	for CR brush	
5-24	LM2700-0193A0	ROLLER ASSY	0	1		
5-25	K5090000842	WASHER, SPHC 1.6-40-47	4	4		
5-26	LM2700-2117A0	ROLLER ASSY, 22	1	0		

6.Rear roller section B (Motor on right side)

LH62 • LH66

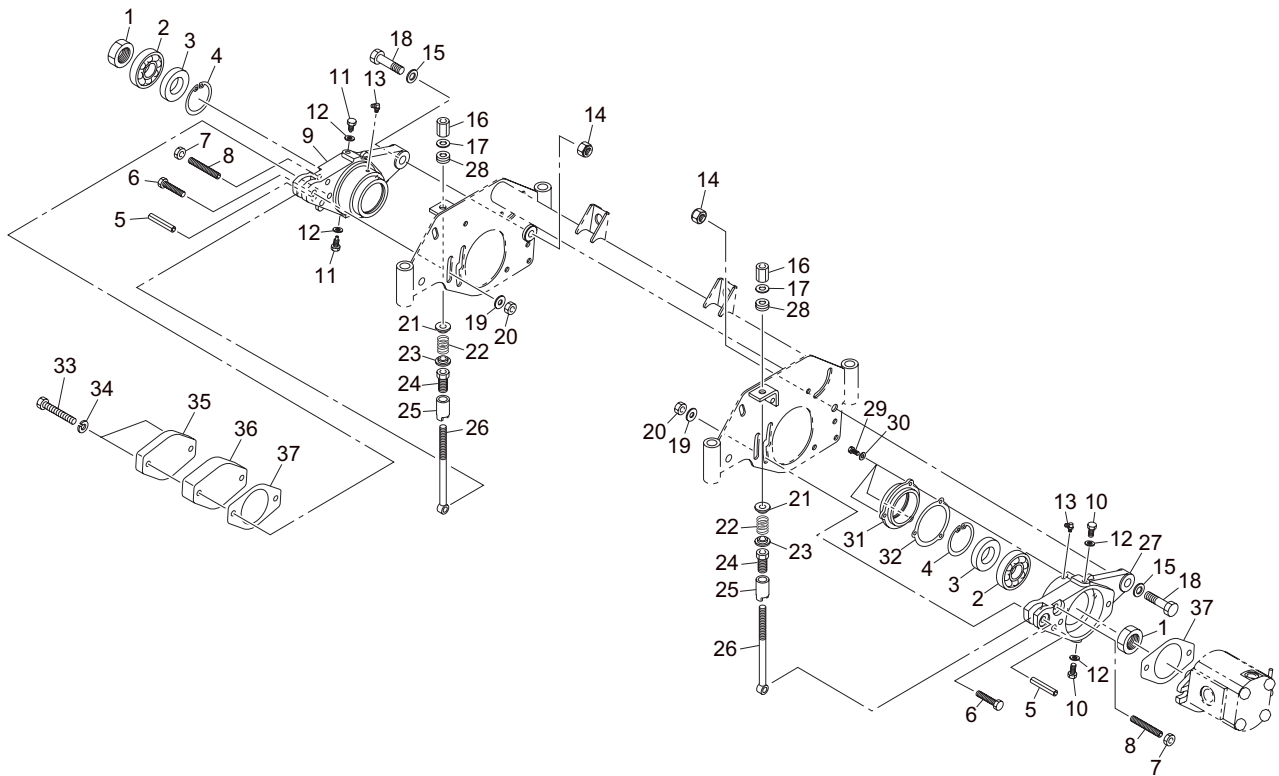


LH66_006_z04

Cat No.	Code No.	Part name	Qty		Remark	SN of application
			LH62	LH66		
6-1	K144000010	GREASE NIPPLE, STRAIGHT TYPE A	2	2		
6-2	K0160000652	NUT, SPECIAL M14-30	2	2		
6-3	K0200140002	WASHER, SPRING M14	2	2		
6-4	K0108180002	NUT, P1.5 M18-3	4	4		
6-5	K0200180002	WASHER, SPRING M18	2	2		
6-6	K5012018282	WASHER, SPCC 2-18-28	2	2		
6-7	LM2700-0161Z2	SCREW, ADJ HOC (RH)	1	1		
6-8	LM2700-0162Z2	SCREW, ADJ HOC (LH)	1	1		
6-9						
6-10						
6-11	K0402047001	RING, RETAINING R M47	2	2		
6-12	K6219000580	COLLAR, SUS M17-25-16	2	2		
6-13	K0885015000	O-RING, S15	2	2		
6-14	K0822547080	OIL SEAL, MHSA25478	2	2		
6-15						
6-16	K0600063030	BEARING, BALL 6303	2	2		
6-17	K0822235080	OIL SEAL, MHSA22358	2	2		
6-18	LM2700-2108ZD	ROLLER, 76.2-593.5	1	0		
6-19	LM2700-0154ZD	ROLLER, 76.2-696	0	1		
6-20	LM2700-2107Z0	SHAFT, ROLLER 646.5	1	0		
6-21	LM2700-0152Z0	SHAFT, ROLLER 22-749	0	1		
6-22	LH669R-0801B2	SCREW, ADJ HOC FOR R MOWER (RH)	1	1	for CR brush	
6-23	LH669R-0802A2	SCREW, ADJ HOC FOR R MOWER (LH)	1	1	for CR brush	
6-24	LM2700-0193A0	ROLLER ASSY	0	1		
6-25	K5090000842	WASHER, SPHC 1.6-40-47	4	4		
6-26	LM2700-2117A0	ROLLER ASSY, 22	1	0		

7.Housing section A (Motor on left side)

LH62 • LH66

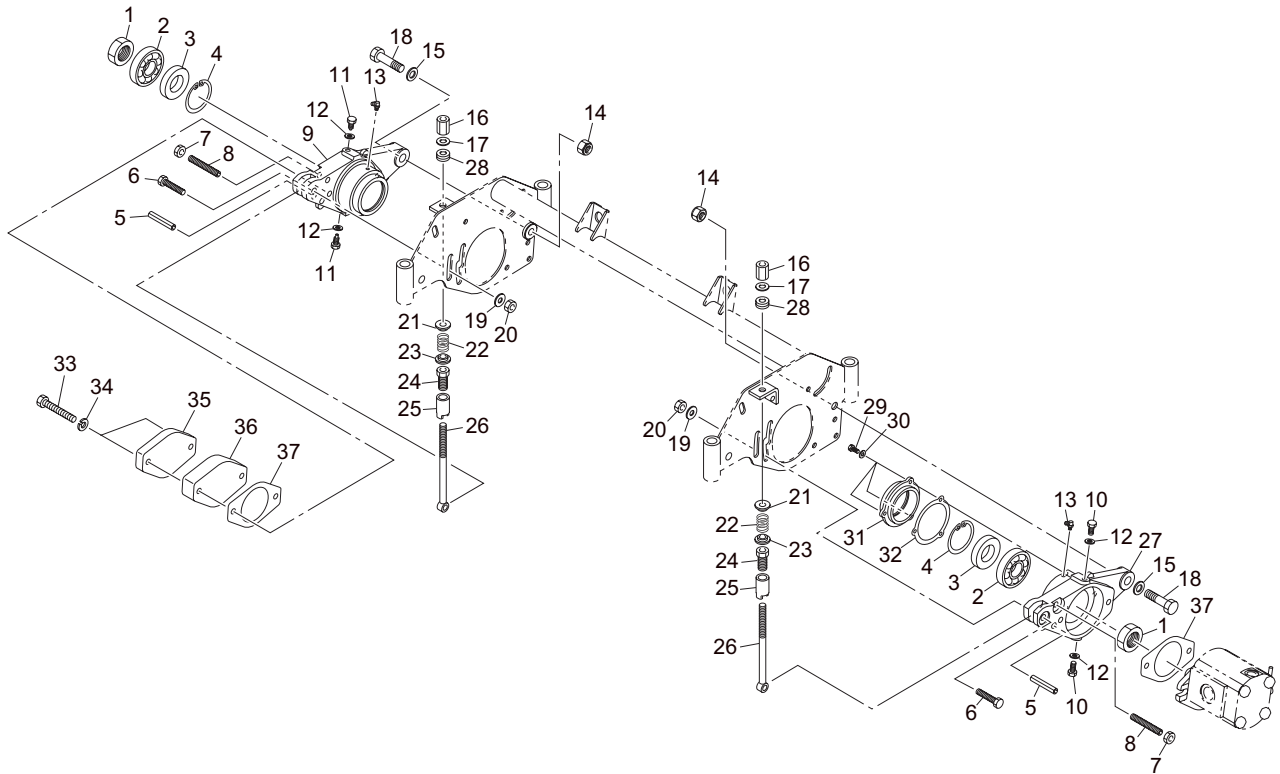


LH66_007_z00

Cat No.	Code No.	Part name	Qty		Remark	SN of application
			LH62	LH66		
7-1	LM2700-0142Z2	NUT, SMALL M30 P2	2	2		
7-2	K0610062060	BEARING, BALL SEAL RD 6206	2	2		
7-3	K0823552110	OIL SEAL, MHTSA355211	2	2		
7-4	K0402052001	RING, RETAINING R M52	2	2		
7-5	K0320100501	PIN, SPRING M10-50	2	2		
7-6	K0003100502	BOLT, M10-50	2	2		
7-7	K0102100002	NUT, M10-3	2	2		
7-8	K0028100600	SETSCREW, SUS M10-60	2	2		
7-9	LM2700-0149Z0	HOUSING, REEL (RH)	1	1		
7-10	K0000080102	BOLT, M8-10	2	2	Motor side	
7-11	LM2700-0146A2	BOLT, STOP	2	2	Weight side	
7-12	K0922080000	SEAL, WASHER 8WF	4	4		
7-13	K1440000020	GREASE NIPPLE, 90 TYPE C	2	2		
7-14	K0105140002	NUT, P1.5 M14-3	2	2		
7-15	K5012314252	WASHER, SPCC 2.3-14-25	2	2		
7-16	LM56G--0506Z2	NUT, HIGH M10-17-35 P1.0	2	2		
7-17	K5051010160	WASHER, C5191P 1-10-16	2	2		
7-18	K0071001132	BOLT, AXIS	2	2		
7-19	K5073210242	WASHER, SPHC 3.2-10-24	2	2		
7-20	K0144100002	NUT, W/F-RING M10	2	2		
7-21	K6206000172	RECEIVER, SPRING	2	2		
7-22	K1000000618	SPRING, COMPRESSION M5-25-35	2	2		
7-23	K6206000052	RECEIVER, FOR SPRING	2	2		
7-24	LM535E-1335Z2	PIPE, W/CUTTER ADJUSTING SCREW	2	2		
7-25	LM535E-1334Z2	PIPE, ADJUSTING	2	2		
7-26	K6511000042	BOLT, ADJUSTING CUTTER 170	2	2		
7-27	LM2700-0148Z0	HOUSING, REEL (LH)	1	1		
7-28	K5090000820	WASHER, SPHERICAL M10	2	2		
7-29	K0000060152	BOLT, M6-15	3	3		
7-30	K0212060002	WASHER, DISK SPRING 1L M6	3	3		

7.Housing section A (Motor on left side)

LH62 • LH66

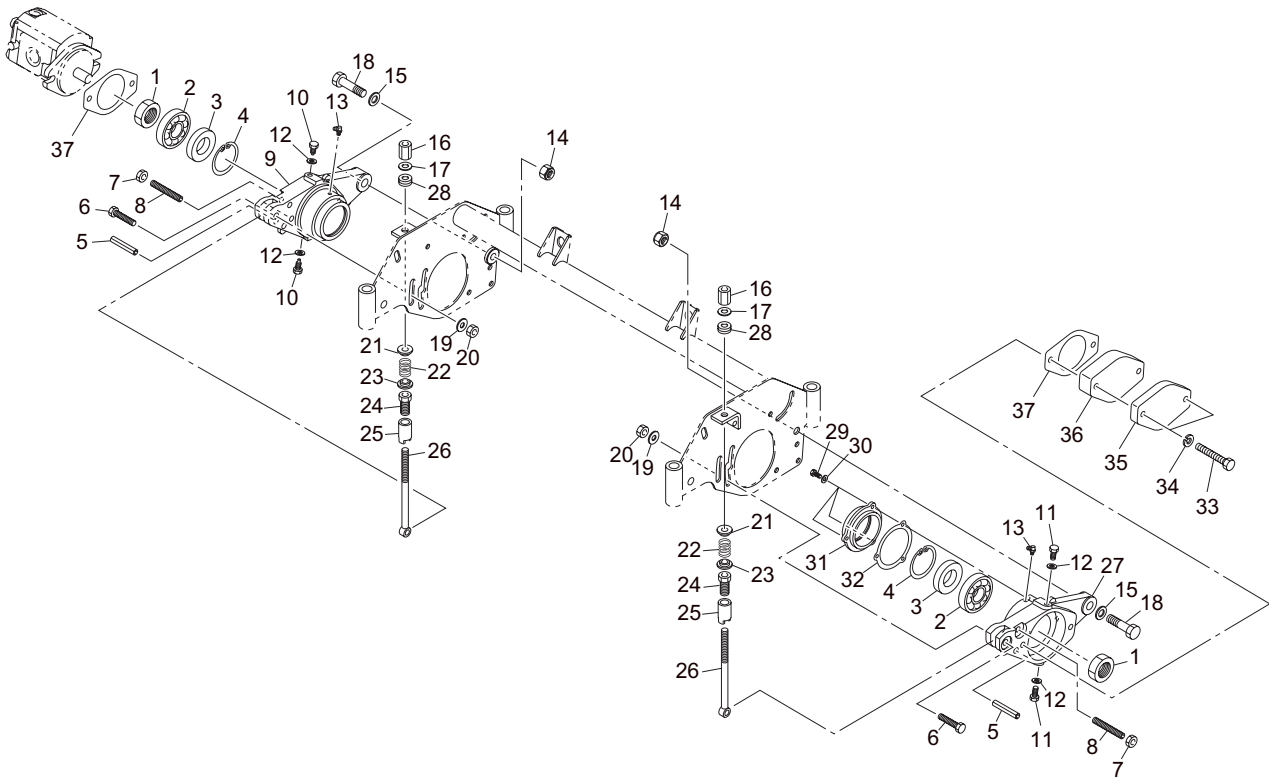


LH66_007_z00

Cat No.	Code No.	Part name	Qty		Remark	SN of application
			LH62	LH66		
7-31	LM2700-0150Z0	COVER, HOUSING	1	1		
7-32	LM2700-0130Z0	PACKING, REEL	1	1		
7-33	K0000100702	BOLT, M10-70	2	2		
7-34	K0200100002	WASHER, SPRING M10	2	2		
7-35	K690300017D	COVER, REEL HOUSING	1	1		
7-36	LM2700-1201ZD	WEIGHT, MOWER	1	1		
7-37	K4011000290	PACKING, OIL-SHEET	2	2		

8.Housing section B (Motor on right side)

LH62 • LH66

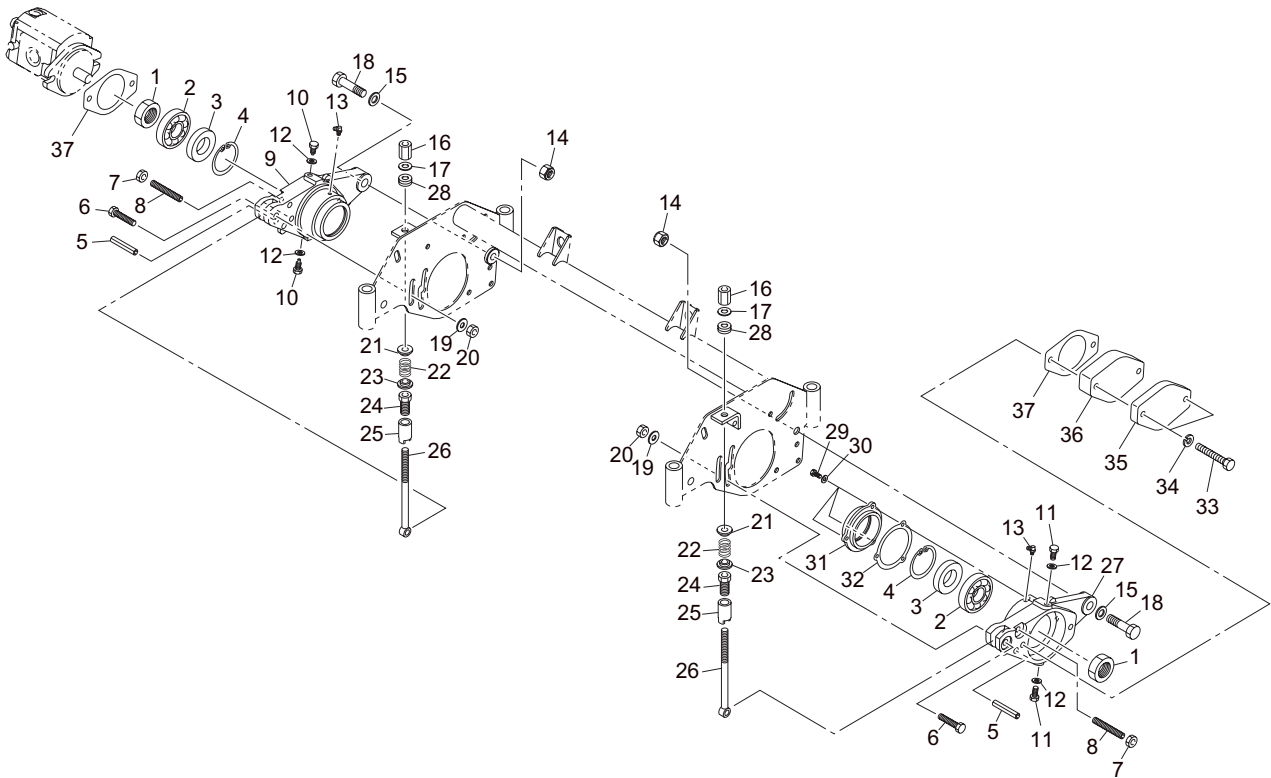


LH66_008_z00

Cat No.	Code No.	Part name	Qty		Remark	SN of application
			LH62	LH66		
8-1	LM2700-0142Z2	NUT, SMALL M30 P2	2	2		
8-2	K0610062060	BEARING, BALL SEAL RD 6206	2	2		
8-3	K0823552110	OIL SEAL, MHTSA355211	2	2		
8-4	K0402052001	RING, RETAINING R M52	2	2		
8-5	K0320100501	PIN, SPRING M10-50	2	2		
8-6	K0003100502	BOLT, M10-50	2	2		
8-7	K0102100002	NUT, M10-3	2	2		
8-8	K0028100600	SETSCREW, SUS M10-60	2	2		
8-9	LM2700-0149Z0	HOUSING, REEL (RH)	1	1		
8-10	K0000080102	BOLT, M8-10	2	2	Motor side	
8-11	LM2700-0146A2	BOLT, STOP	2	2	Weight side	
8-12	K0922080000	SEAL, WASHER 8WF	4	4		
8-13	K1440000020	GREASE NIPPLE, 90 TYPE C	2	2		
8-14	K0105140002	NUT, P1.5 M14-3	2	2		
8-15	K5012314252	WASHER, SPCC 2.3-14-25	2	2		
8-16	LM56G--0506Z2	NUT, HIGH M10-17-35 P1.0	2	2		
8-17	K5051010160	WASHER, C5191P 1-10-16	2	2		
8-18	K0071001132	BOLT, AXIS	2	2		
8-19	K5073210242	WASHER, SPHC 3.2-10-24	2	2		
8-20	K0144100002	NUT, W/F-RING M10	2	2		
8-21	K6206000172	RECEIVER, SPRING	2	2		
8-22	K1000000618	SPRING, COMPRESSION M5-25-35	2	2		
8-23	K6206000052	RECEIVER, FOR SPRING	2	2		
8-24	LM535E-1335Z2	PIPE, W/CUTTER ADJUSTING SCREW	2	2		
8-25	LM535E-1334Z2	PIPE, ADJUSTING	2	2		
8-26	K6511000042	BOLT, ADJUSTING CUTTER 170	2	2		
8-27	LM2700-0148Z0	HOUSING, REEL (LH)	1	1		
8-28	K5090000820	WASHER, SPHERICAL M10	2	2		
8-29	K0000060152	BOLT, M6-15	3	3		
8-30	K0212060002	WASHER, DISK SPRING 1L M6	3	3		

8.Housing section B (Motor on right side)

LH62 • LH66

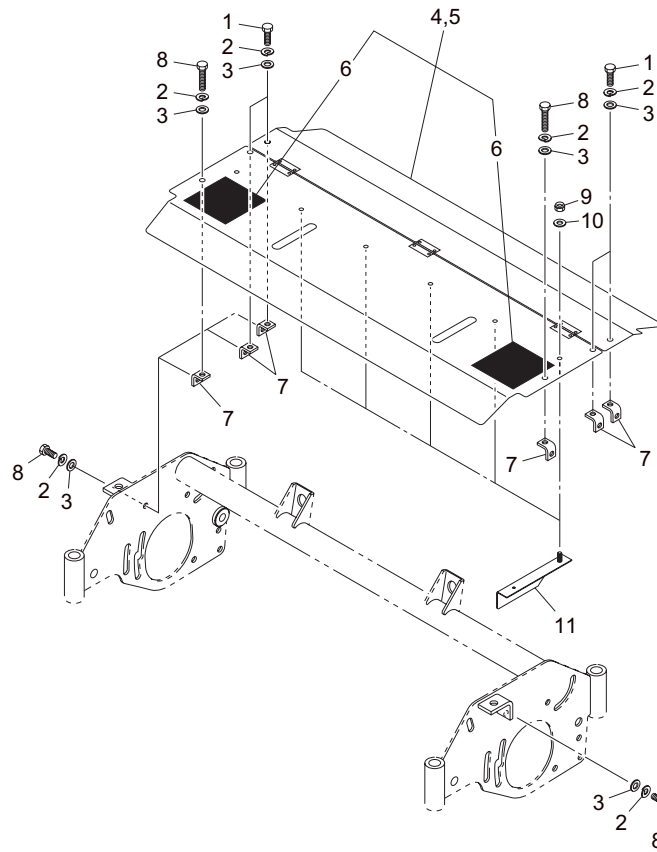


LH66_008_z00

Cat No.	Code No.	Part name	Qty		Remark	SN of application
			LH62	LH66		
8-31	LM2700-0150Z0	COVER, HOUSING	1	1		
8-32	LM2700-0130Z0	PACKING, REEL	1	1		
8-33	K0000100702	BOLT, M10-70	2	2		
8-34	K0200100002	WASHER, SPRING M10	2	2		
8-35	K690300017D	COVER, REEL HOUSING	1	1		
8-36	LM2700-1201ZD	WEIGHT, MOWER	1	1		
8-37	K4011000290	PACKING, OIL-SHEET	2	2		

9.Reel cover section (variable type)

LH62 • LH66

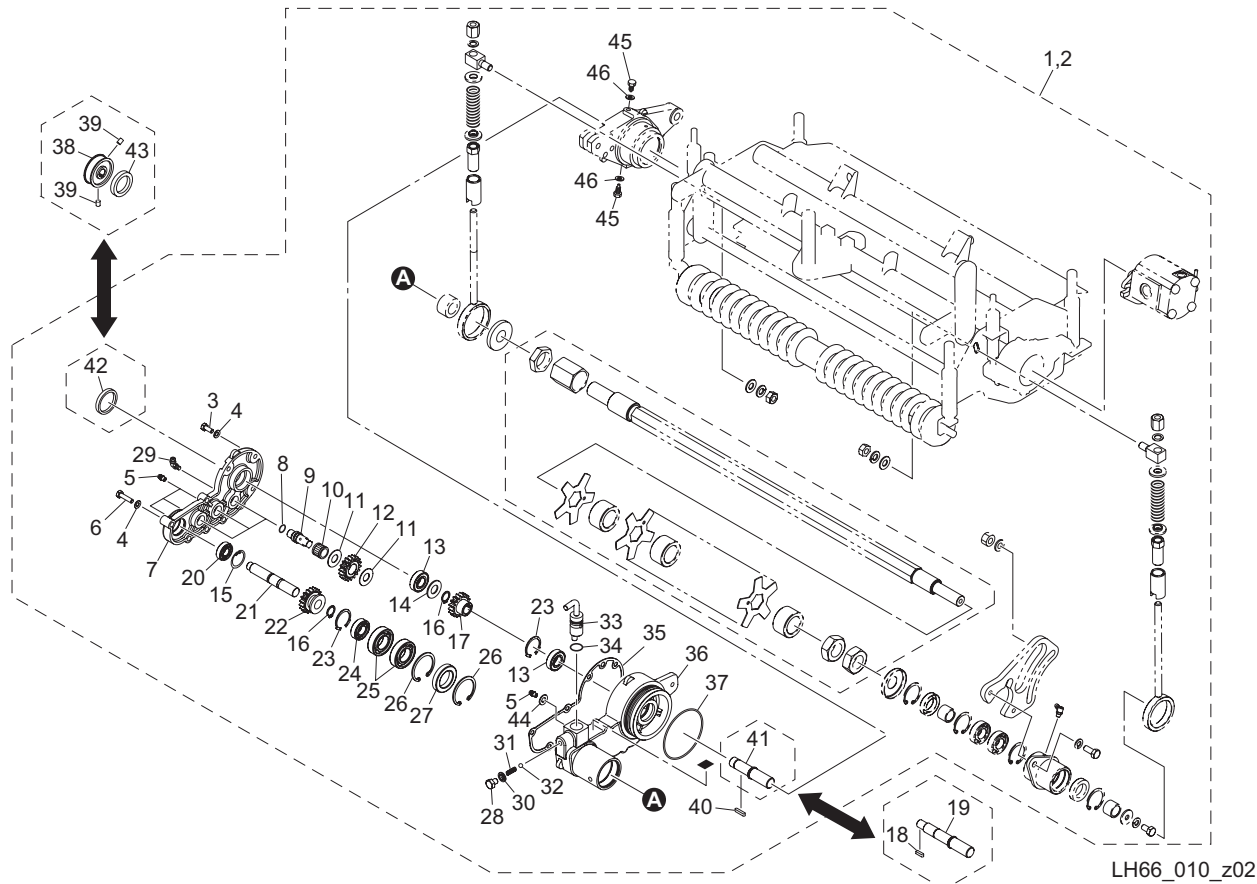


LH66_009_z01

Cat No.	Code No.	Part name	Qty		Remark	SN of application
			LH62	LH66		
9-1	K0000080102	BOLT, M8-10	4	4		
9-2	K0200080002	WASHER, SPRING M8	12	12		
9-3	K5000080002	WASHER, M8	12	12		
9-4	LH6290-0510B0	COVER COMP, CUTTER 22	1	0		
9-5	LH6690-0510B0	COVER COMP, CUTTER	0	1		
9-6	K4205001600	DECAL, CAUTION CUTTING HANDS/FEET	2	2		
9-7	LM2700-0139ZR	PLATE, MOUNTING COVER	6	6		
9-8	K0000080152	BOLT, M8-15	8	8		
9-9	K0144060002	NUT, W/F-RING M6	5	5	option	
9-10	K0213060001	WASHER, DISK SPRING 1H M6	5	5	option	
9-11	LM2700-0163ZR	FIN	5	5	option	

10.Groomer section A (motor on left side)

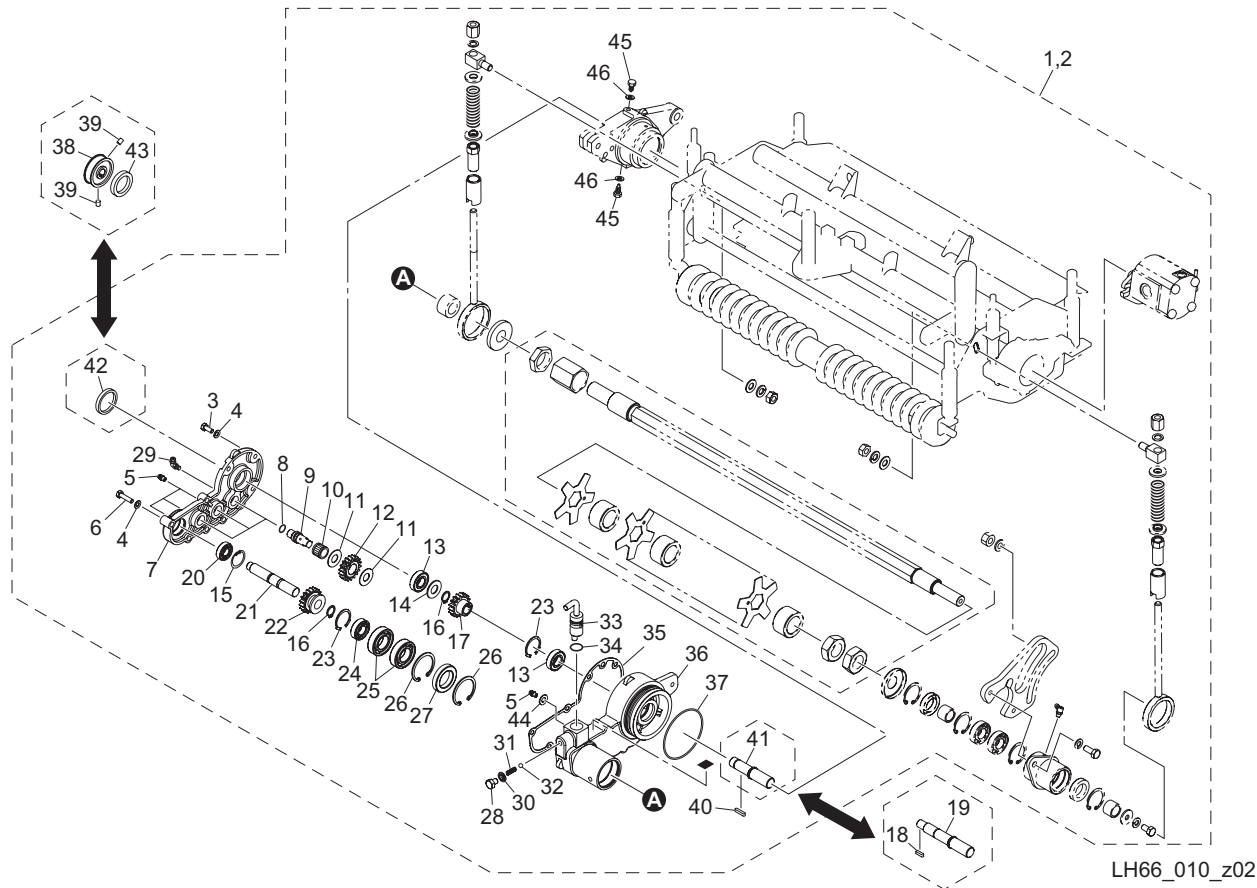
LH62 • LH66



Cat No.	Code No.	Part name	Qty		Remark	SN of application
			LH62	LH66		
10-1	LH629L-1190A0	GROOMER & GEAR ASSY (LH)	1	0	for Groomer	
10-2	LH669L-1190A0	GROOMER & GEAR ASSY, LEFT MOWER	0	1	for Groomer	
10-3	K0000060152	BOLT, M6-15	3	3		
10-4	K0212060002	WASHER, DISK SPRING 1L M6	8	8		
10-5	K1440000010	GREASE NIPPLE, STRAIGHT TYPE A	4	4		
10-6	K0000060302	BOLT, M6-30	5	5		
10-7	LH669L-1302Z0	COVER, GROOMER (RH)	1	1		
10-8	K0885014000	O-RING, S14	3	3		
10-9	LM2700-0111Z0	COUNTERSHAFT	3	3		
10-10	K0701317120	BEARING, NEEDLE KT131712	3	3		
10-11	K5051013280	WASHER, C5191P 1-13-28	6	6		
10-12	K6186000060	GEAR, 18-TEETH	3	3		
10-13	K0612060020	BEARING, BALL SEAL 2RD 6002	2	2		
10-14	K5051015220	WASHER, C5191P 1-15-22	1	1		
10-15	K0402028001	RING, RETAINING R M28	1	1		
10-16	K0401015001	RING, RETAINING S M15	2	2		
10-17	LH669L-1305Z0	GEAR, 17-TEETH	1	1		
10-18	K0520404140	KEY, ROUND/SQUARE, M4-414	1	1	for Groomer + CR brush	
10-19	LH669L-1304Z0	SHAFT, DRIVE	1	1	for Groomer + CR brush	
10-20	K0600060010	BEARING, BALL 6001	1	1		
10-21	LH669L-1303Z0	SHAFT, SPLINE OUTPUT	1	1		
10-22	LM2700-0110Z0	GEAR, CLUTCH 18-TEETH	1	1		
10-23	K0404032001	RING, RETAINING ROUND R M32	2	2		
10-24	K0600060020	BEARING, 6002	1	1		
10-25	K0600060220	BEARING, 60/22	2	2		
10-26	K0402045001	RING, RETAINING R M45	2	2		
10-27	K0822844080	OIL SEAL, MHSA28448	1	1		
10-28	K0000080102	BOLT, M8-10	1	1		
10-29	K1440000020	GREASE NIPPLE, 90 TYPE C	1	1		
10-30	K0922080000	SEAL, WASHER 8WF	1	1		

10. Groomer section A (motor on left side)

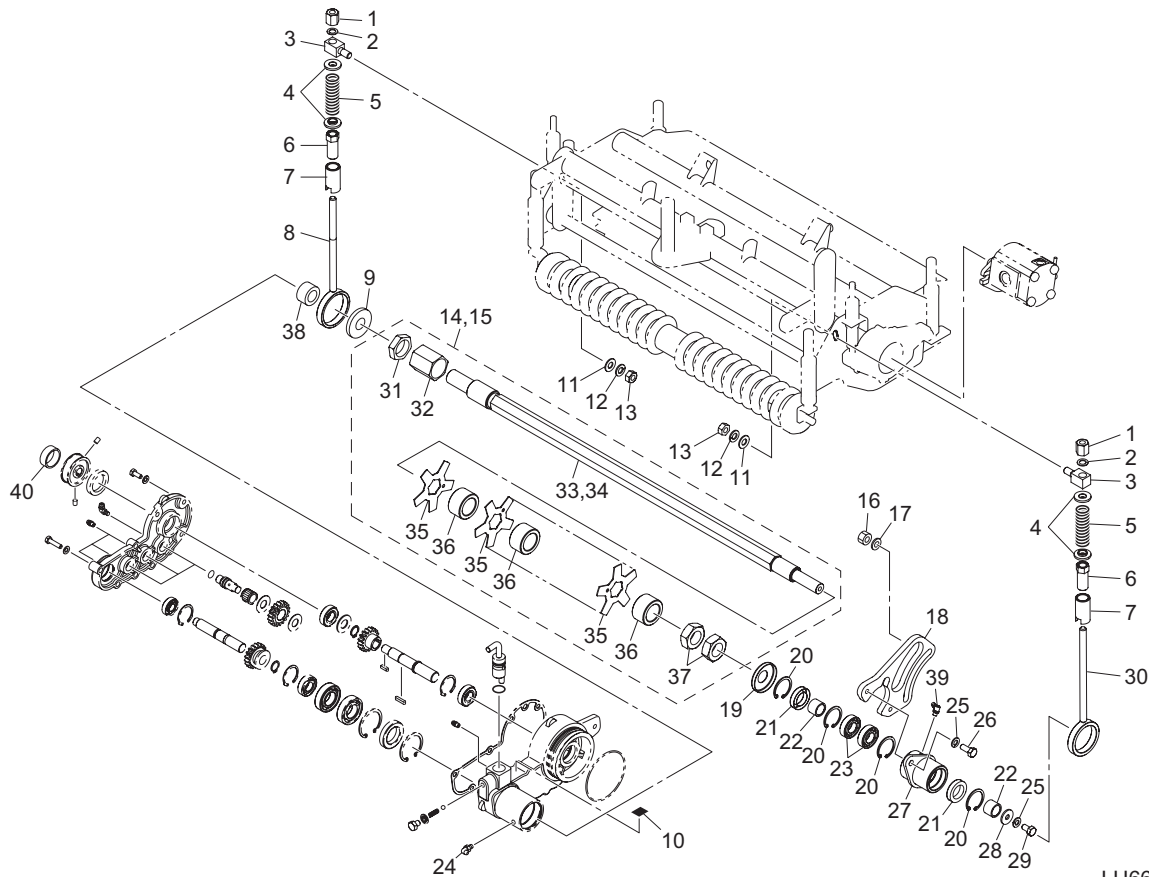
LH62 • LH66



Cat No.	Code No.	Part name	Qty		Remark	SN of application
			LH62	LH66		
10-31	K1000000090	SPRING, COMPRESSION M1-6-18	1	1		
10-32	K1500635000	BALL, STEEL 6.35	1	1		
10-33	LH669L-1306Z8	LEVER, CLUTCH (RH)	1	1		
10-34	K0880015000	O-RING, P15	1	1		
10-35	LM2700-0129A0	PACKING, GROOMER	1	1		
10-36	LH669L-1301Z0	CASE, GROOMER (RH)	1	1		
10-37	K0885080000	O-RING, S80	1	1		
10-38	LM2700-4106Z2	PULLEY, DRIVING	1	0	for Groomer + CR brush	10538-11406
10a-38	LM2700-4106Z2	PULLEY, DRIVING	0	1	for Groomer + CR brush	10190-10460
10b-38	LM2700-4106A2	PULLEY, DRIVING	1	0	for Groomer + CR brush	11407-
10c-38	LM2700-4106A2	PULLEY, DRIVING	0	1	for Groomer + CR brush	10461-
10-39	K0023050081	SETSCREW, M5-8	2	2	for Groomer + CR brush	
10-40	K0500404180	KEY, BOTH ROUND M4-418	1	1		
10-41	LH669L-1101Z0	SHAFT, DRIVE	1	1	for Groomer	
10-42	K0890000030	CAP, RUBBER 25	1	1	for Groomer	
10-43	K0821525070	OIL SEAL, MHSA15257	1	1	for Groomer + CR brush	
10-44	K0200060002	WASHER, SPRING M6	1	1		
10-45	LM2700-0146A2	BOLT, STOP	2	2		
10-46	K0922080000	SEAL, WASHER 8WF	2	2		

11.Groomer section B (motor on left side)

LH62 • LH66

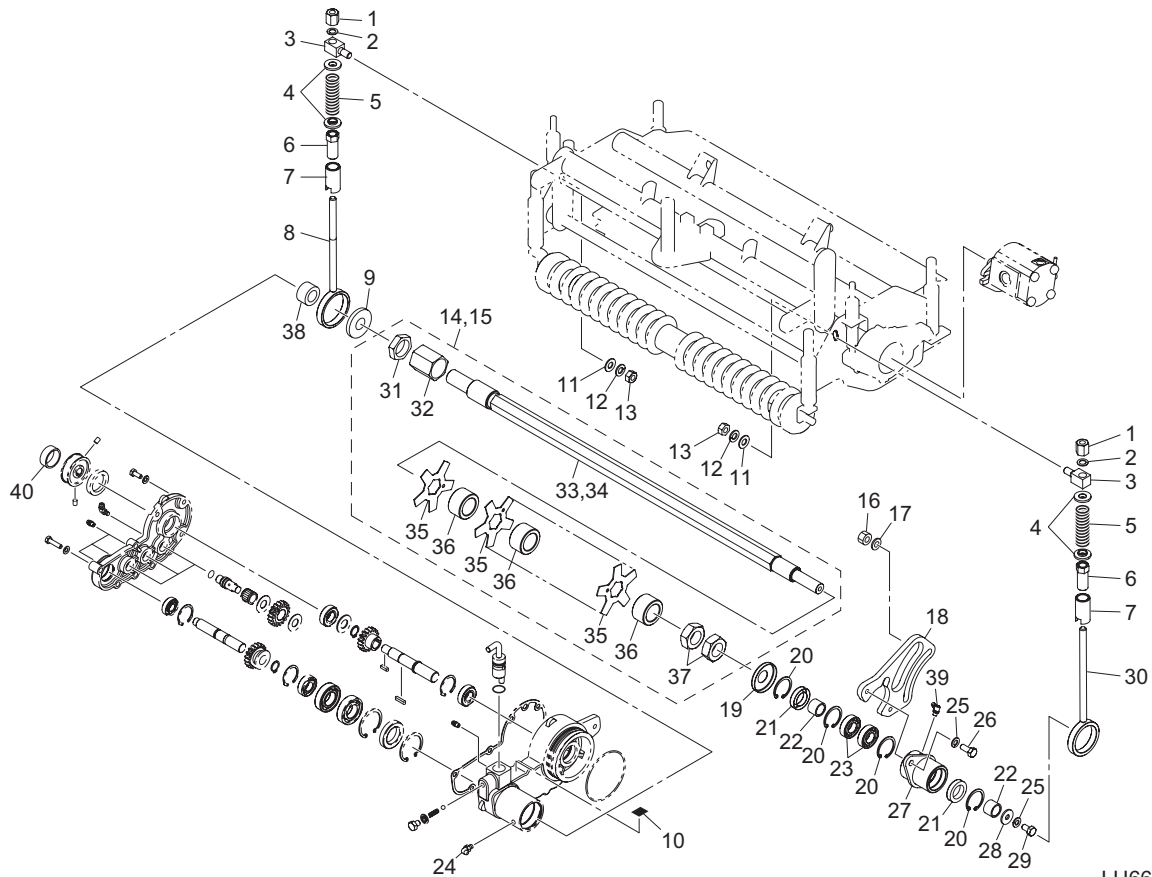


LH66_011_z00

Cat No.	Code No.	Part name	Qty		Remark	SN of application
			LH62	LH66		
11-1	K0160000032	NUT, ADJUSTING BED-KNIFE P1 M10	2	2		
11-2	K5051010160	WASHER, C5191P 1-10-16	2	2		
11-3	LM2700-0136Z2	RECEIVER, ROD 10	2	2		
11-4	K6206000052	RECEIVER, FOR SPRING	4	4		
11-5	K1000000578	SPRING, COMPRESSION M3.5-22-73	2	2		
11-6	LM535E-1335Z2	PIPE, W/CUTTER ADJUSTING SCREW	2	2		
11-7	LM2700-0135Z2	PIPE, ADJUSTING	2	2		
11-8	LH669L-1313Z2	BOLT, ADJUSTING GROOMER	1	1		
11-9	LH669L-1310Z2	COVER, CASE DUST PROOF	1	1		
11-10	K4203001140	DECAL, ON/OFF A	1	1		
11-11	K5000100002	WASHER, M10	2	2		
11-12	K0200100002	WASHER, SPRING M10	2	2		
11-13	K0100100002	NUT, M10	2	2		
11-14	LH629L-1391Z0	SHAFT ASSY, GROOMER 22	1	0		
11-15	LH669L-1391Z0	SHAFT ASSY, GROOMER	0	1		
11-16	K0144100002	NUT, W/F-RING M10	1	1		
11-17	K5073210242	WASHER, SPHC 3.2-10-24	1	1		
11-18	LH669L-1312Z2	BRACKET, GROOMER HOUSING	1	1		
11-19	K5370000312	COVER, DUST PROOF	1	1		
11-20	K0402035001	RING, RETAINING R M35	4	4		
11-21	K0822235080	OIL SEAL, MHS A22358	2	2		
11-22	K0737000060	INNER RACE, NB LRT172216	2	2		
11-23	K0600060030	BEARING, BALL 6003	2	2		
11-24	K1440000030	GREASE NIPPLE, 67.5 TYPE B	1	1		
11-25	K0200080002	WASHER, SPRING M8	3	3		
11-26	K0000080202	BOLT, M8-20	2	2		
11-27	LH669L-1311Z2	HOUSING, GROOMER (LH)	1	1		
11-28	K5012308242	WASHER, SPCC 2.3-8-24	1	1		
11-29	K0000080152	BOLT, M8-15	1	1		
11-30	LM2700-0134A2	BOLT, ADJUSTING GROOMER	1	1		

11.Groomer section B (motor on left side)

LH62 • LH66

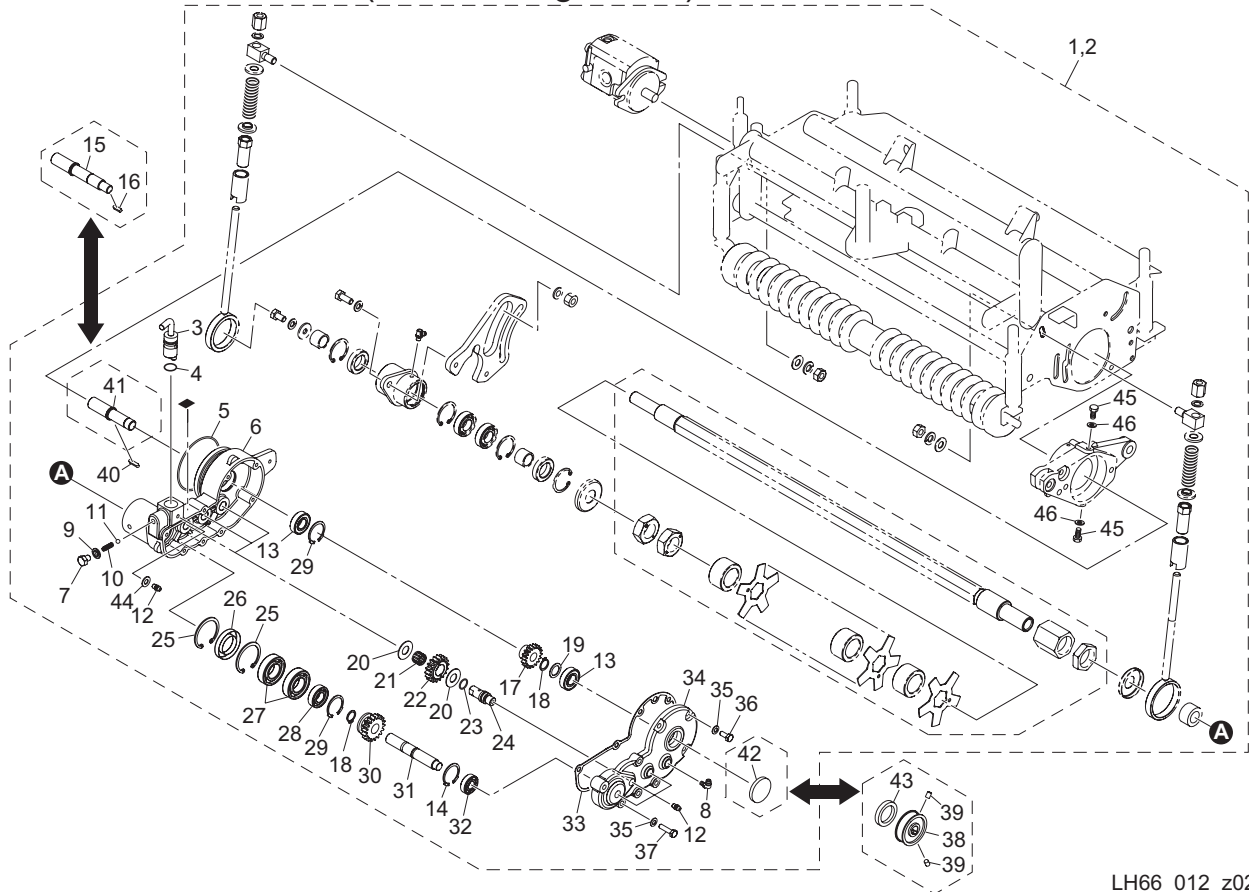


LH66_011_z00

Cat No.	Code No.	Part name	Qty		Remark	SN of application
			LH62	LH66		
11-31	LH669L-1309Z2	NUT, SECURING (SMALL)	1	1		
11-32	LH669L-1308Z2	NUT, SECURING (LARGE)	1	1		
11-33	LH629L-1301Z2	SHAFT, GROOMER 22	1	0		
11-34	LH669L-1307Z2	SHAFT, GROOMER	0	1		
11-35	K2570000039	BLADE, VERTICAL 1.2-5-85	19	23		
11-36	K6214000020	COLLAR, AC M28-42-24.6	19	23		
11-37	K0108240002	NUT, P1.5 M24-3	2	2		
11-38	K0737000090	INNER RACE, LRTZ 222818	1	1		
11-39	K1440000020	GREASE NIPPLE, 90 TYPE C	1	1		

12.Groomer section C (Motor on right side)

LH62 • LH66

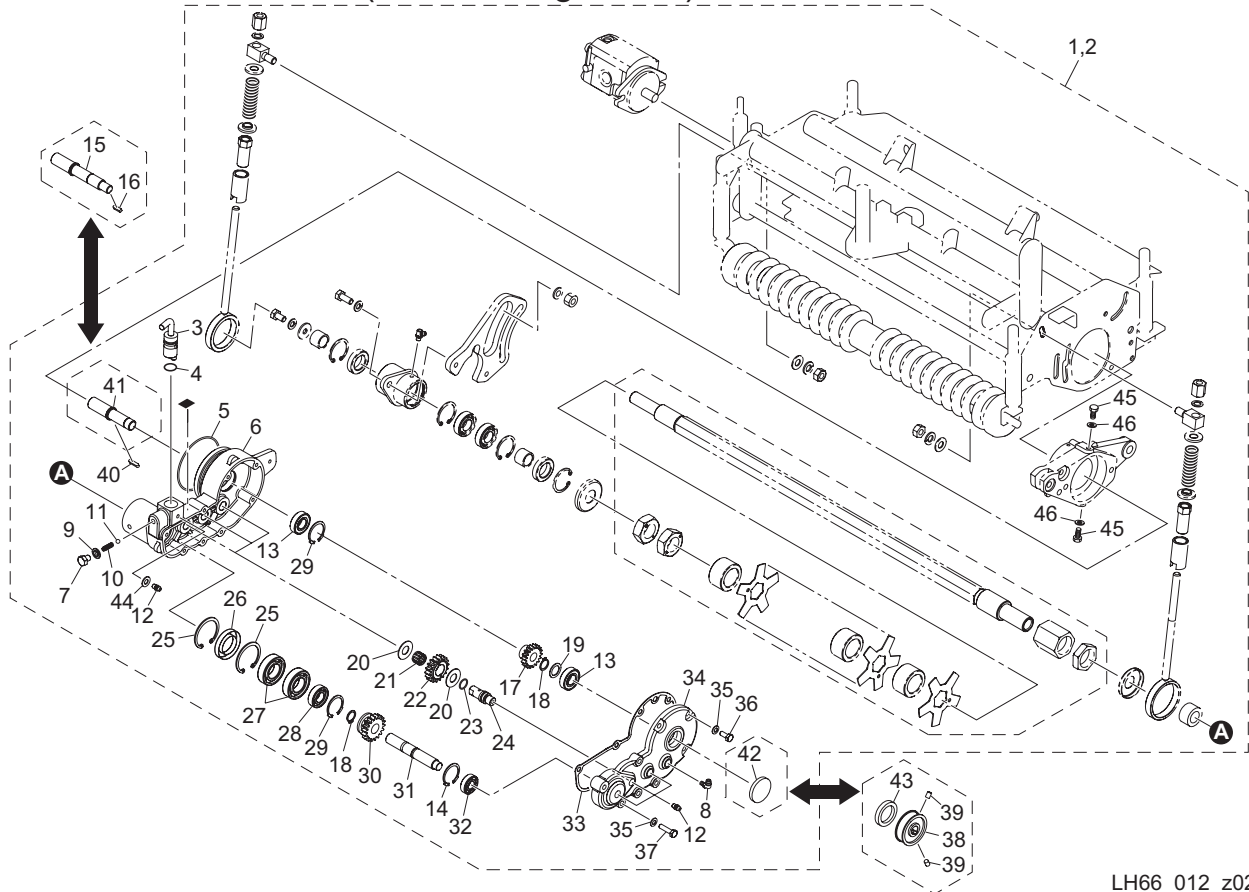


LH66_012_z02

Cat No.	Code No.	Part name	Qty		Remark	SN of application
			LH62	LH66		
12-1	LH629R-1190A0	GROOMER & GEAR ASSY (RH)	1	0	for Groomer	
12-2	LH669R-1190A0	GROOMER & GEAR ASSY (RH)	0	1	for Groomer	
12-3	LH669R-1303Z8	LEVER, CLUTCH (LH)	1	1		
12-4	K0880015000	O-RING, P15	1	1		
12-5	K0885080000	O-RING, S80	1	1		
12-6	LH669R-1301Z0	CASE, GROOMER (LH)	1	1		
12-7	K0000080102	BOLT, M8-10	1	1		
12-8	K1440000020	GREASE NIPPLE, 90 TYPE C	1	1		
12-9	K0922080000	SEAL, WASHER 8WF	1	1		
12-10	K1000000090	SPRING, COMPRESSION M1-6-18	1	1		
12-11	K1500635000	BALL, STEEL 6.35	1	1		
12-12	K1440000010	GREASE NIPPLE, STRAIGHT TYPE A	4	4		
12-13	K0612060020	BEARING, BALL SEAL 2RD 6002	2	2		
12-14	K0402028001	RING, RETAINING R M28	1	1		
12-15	LH669L-1304Z0	SHAFT, DRIVE	1	1	for Groomer + CR brush	
12-16	K0520404140	KEY, ROUND/SQUARE, M4-414	1	1	for Groomer + CR brush	
12-17	LH669L-1305Z0	GEAR, 17-TEETH	1	1		
12-18	K0401015001	RING, RETAINING S M15	2	2		
12-19	K5051015220	WASHER, C5191P 1-15-22	1	1		
12-20	K5051013280	WASHER, C5191P 1-13-28	6	6		
12-21	K0701317120	BEARING, NEEDLE KT131712	3	3		
12-22	K6186000060	GEAR, 18-TEETH	3	3		
12-23	K0885014000	O-RING, S14	3	3		
12-24	LM2700-0111Z0	COUNTERSHAFT	3	3		
12-25	K0402045001	RING, RETAINING R M45	2	2		
12-26	K0822844080	OIL SEAL, MHSA28448	1	1		
12-27	K0600060220	BEARING, 60/22	2	2		
12-28	K0600060020	BEARING, 6002	1	1		
12-29	K0404032001	RING, RETAINING ROUND R M32	2	2		
12-30	LM2700-0110Z0	GEAR, CLUTCH 18-TEETH	1	1		

12.Groomer section C (Motor on right side)

LH62 • LH66

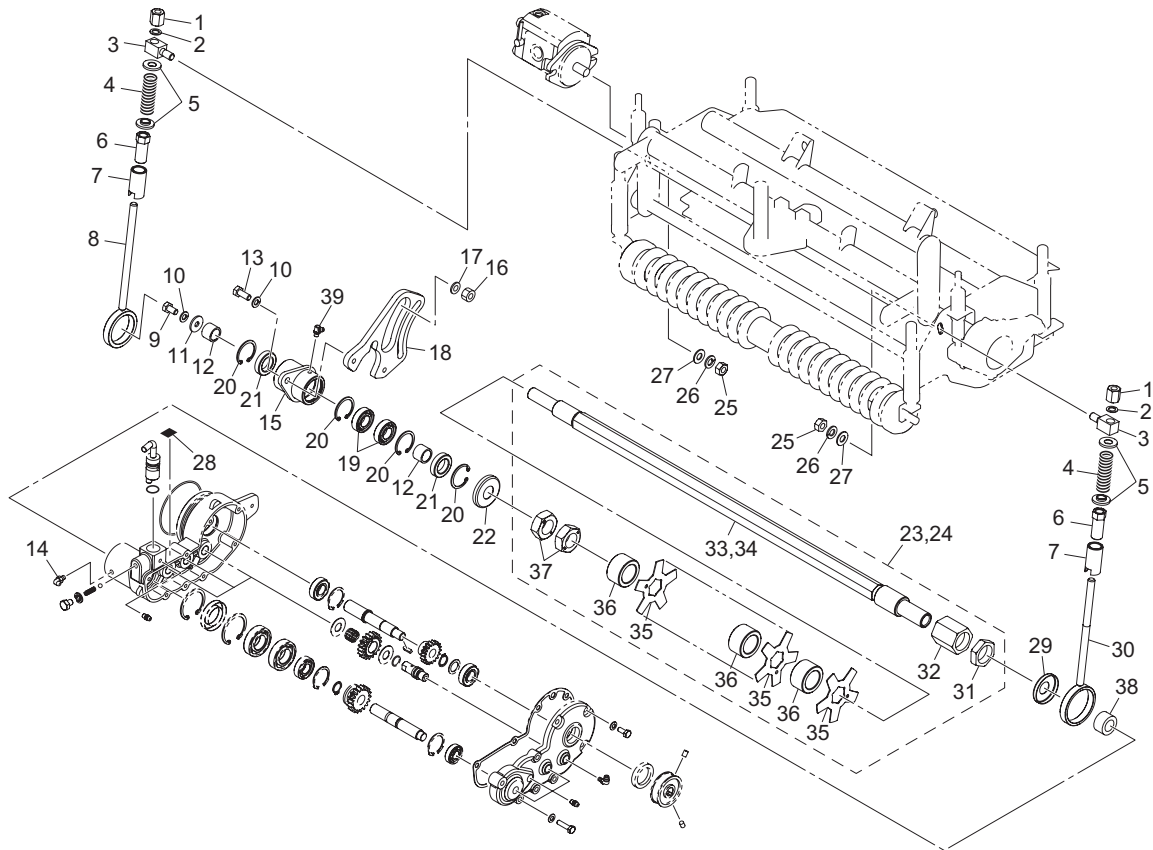


LH66_012_z02

Cat No.	Code No.	Part name	Qty		Remark	SN of application
			LH62	LH66		
12-31	LH669L-1303Z0	SHAFT, SPLINE OUTPUT	1	1		
12-32	K0600060010	BEARING, BALL 6001	1	1		
12-33	LM2700-0129A0	PACKING, GROOMER	1	1		
12-34	LH669R-1302Z0	COVER, GROOMER (LH)	1	1		
12-35	K0212060002	WASHER, DISK SPRING 1L M6	8	8		
12-36	K0000060152	BOLT, M6-15	3	3		
12-37	K0000060302	BOLT, M6-30	5	5		
12-38	LM2700-4106Z2	PULLEY, DRIVING	1	0	for Groomer + CR brush	10538-11406
12a-38	LM2700-4106Z2	PULLEY, DRIVING	0	1	for Groomer + CR brush	10190-10460
12b-38	LM2700-4106A2	PULLEY, DRIVING	1	0	for Groomer + CR brush	11407-
12c-38	LM2700-4106A2	PULLEY, DRIVING	0	1	for Groomer + CR brush	10461-
12-39	K0023050081	SETSCREW, M5-8	2	2	for Groomer + CR brush	
12-40	K0500404180	KEY, BOTH ROUND M4-418	1	1		
12-41	LH669L-1101Z0	SHAFT, DRIVE	1	1	for Groomer	
12-42	K0890000030	CAP, RUBBER 25	1	1	for Groomer	
12-43	K0821525070	OIL SEAL, MHSA15257	1	1	for Groomer + CR brush	
12-44	K0200060002	WASHER, SPRING M6	1	1		
12-45	LM2700-0146A2	BOLT, STOP	2	2		
12-46	K0922080000	SEAL, WASHER 8WF	2	2		

13.Groomer section D (Motor on right side)

LH62 • LH66

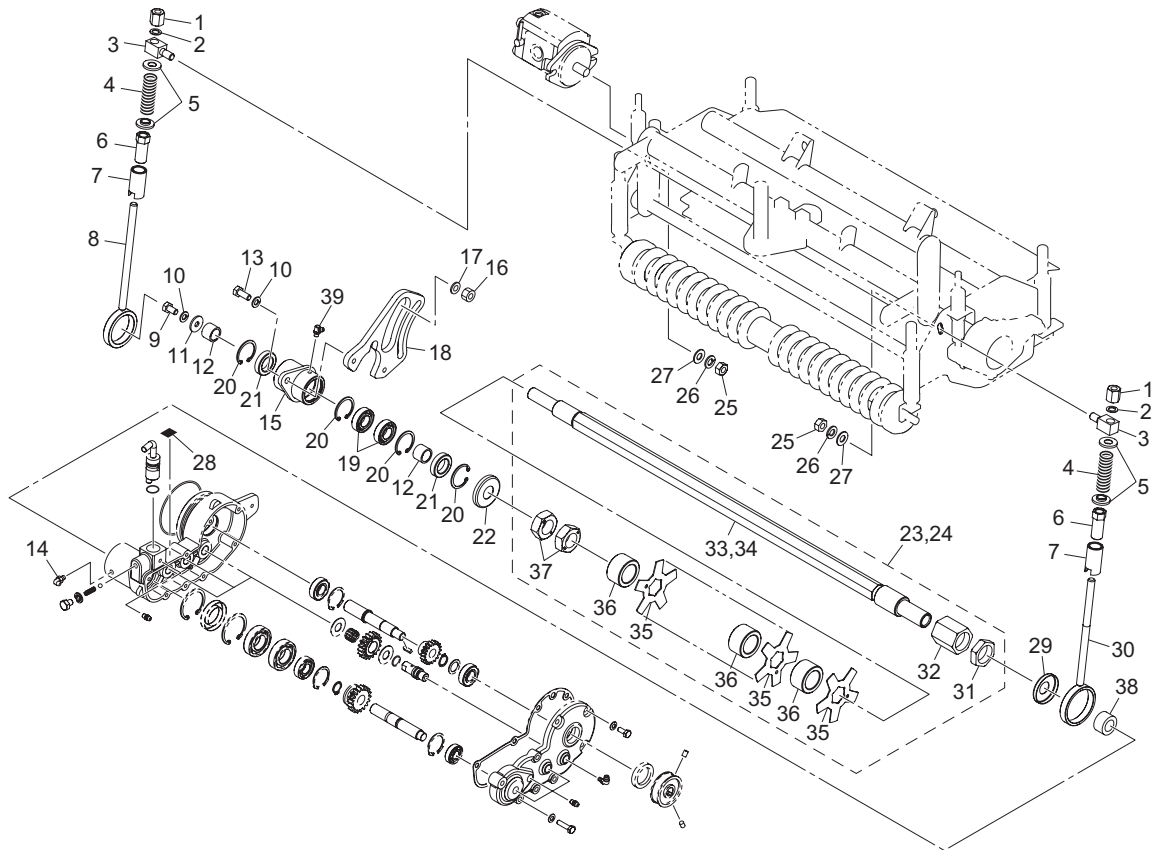


LH66_013_z00

Cat No.	Code No.	Part name	Qty		Remark	SN of application
			LH62	LH66		
13-1	K0160000032	NUT, ADJUSTING BED-KNIFE P1 M10	2	2		
13-2	K5051010160	WASHER, C5191P 1-10-16	2	2		
13-3	LM2700-0136Z2	RECEIVER, ROD 10	2	2		
13-4	K1000000578	SPRING, COMPRESSION M3.5-22-73	2	2		
13-5	K6206000052	RECEIVER, FOR SPRING	4	4		
13-6	LM535E-1335Z2	PIPE, W/CUTTER ADJUSTING SCREW	2	2		
13-7	LM2700-0135Z2	PIPE, ADJUSTING	2	2		
13-8	LM2700-0134A2	BOLT, ADJUSTING GROOMER	1	1		
13-9	K0000080152	BOLT, M8-15	1	1		
13-10	K0200080002	WASHER, SPRING M8	3	3		
13-11	K5012308242	WASHER, SPCC 2.3-8-24	1	1		
13-12	K0737000060	INNER RACE, NB LRT172216	2	2		
13-13	K0000080202	BOLT, M8-20	2	2		
13-14	K1440000030	GREASE NIPPLE, 67.5 TYPE B	1	1		
13-15	LH669R-1304Z2	HOUSING, GROOMER (RH)	1	1		
13-16	K0144100002	NUT, W/F-RING M10	1	1		
13-17	K5073210242	WASHER, SPHC 3.2-10-24	1	1		
13-18	LH669L-1312Z2	BRACKET, GROOMER HOUSING	1	1		
13-19	K0600060030	BEARING, BALL 6003	2	2		
13-20	K0402035001	RING, RETAINING R M35	4	4		
13-21	K0822235080	OIL SEAL, MHTA22358	2	2		
13-22	K5370000312	COVER, DUST PROOF	1	1		
13-23	LH629L-1391Z0	SHAFT ASSY, GROOMER 22	1	0		
13-24	LH669L-1391Z0	SHAFT ASSY, GROOMER	0	1		
13-25	K0100100002	NUT, M10	2	2		
13-26	K0200100002	WASHER, SPRING M10	2	2		
13-27	K5000100002	WASHER, M10	2	2		
13-28	K4203001140	DECAL, ON/OFF A	1	1		
13-29	LH669L-1310Z2	COVER, CASE DUST PROOF	1	1		
13-30	LH669L-1313Z2	BOLT, ADJUSTING GROOMER	1	1		

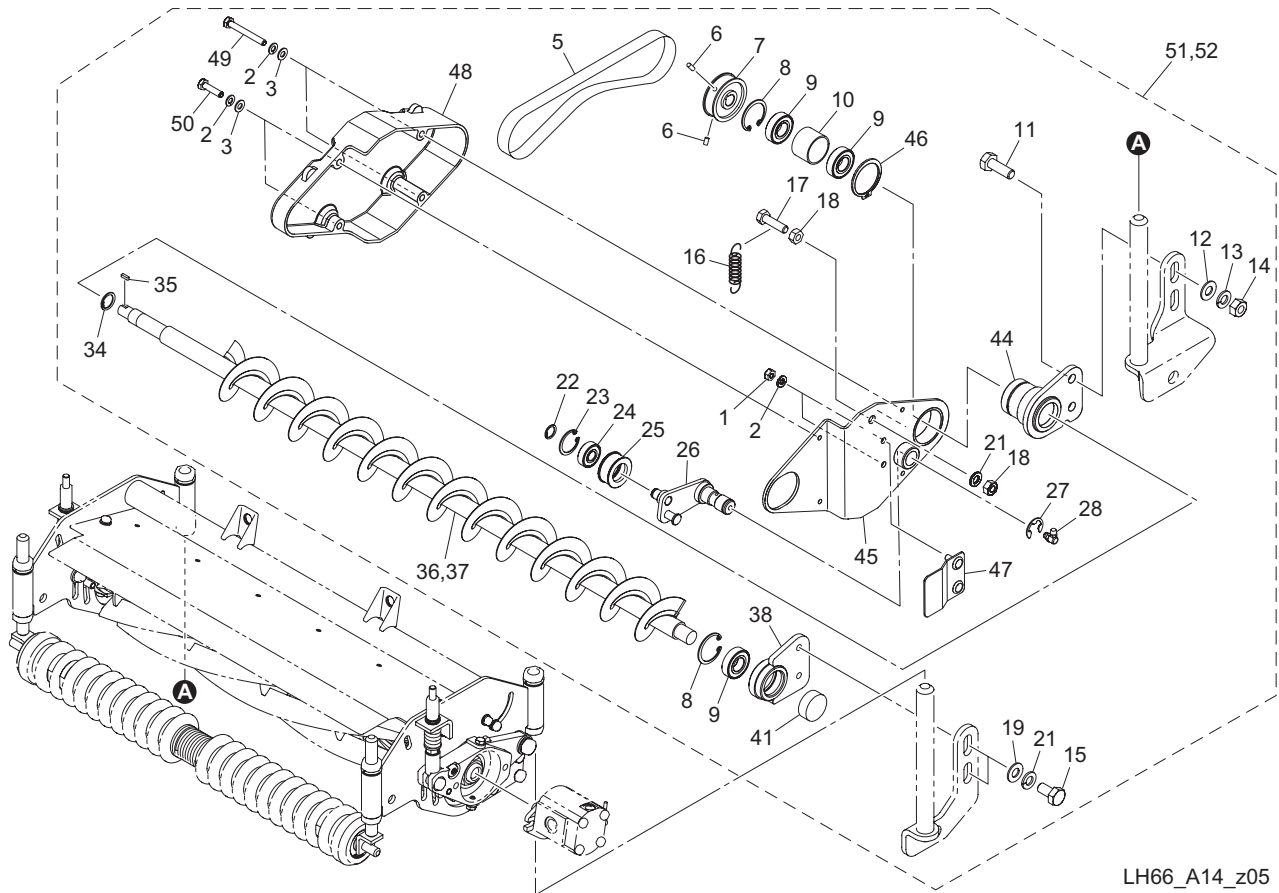
13.Groomer section D (Motor on right side)

LH62 • LH66



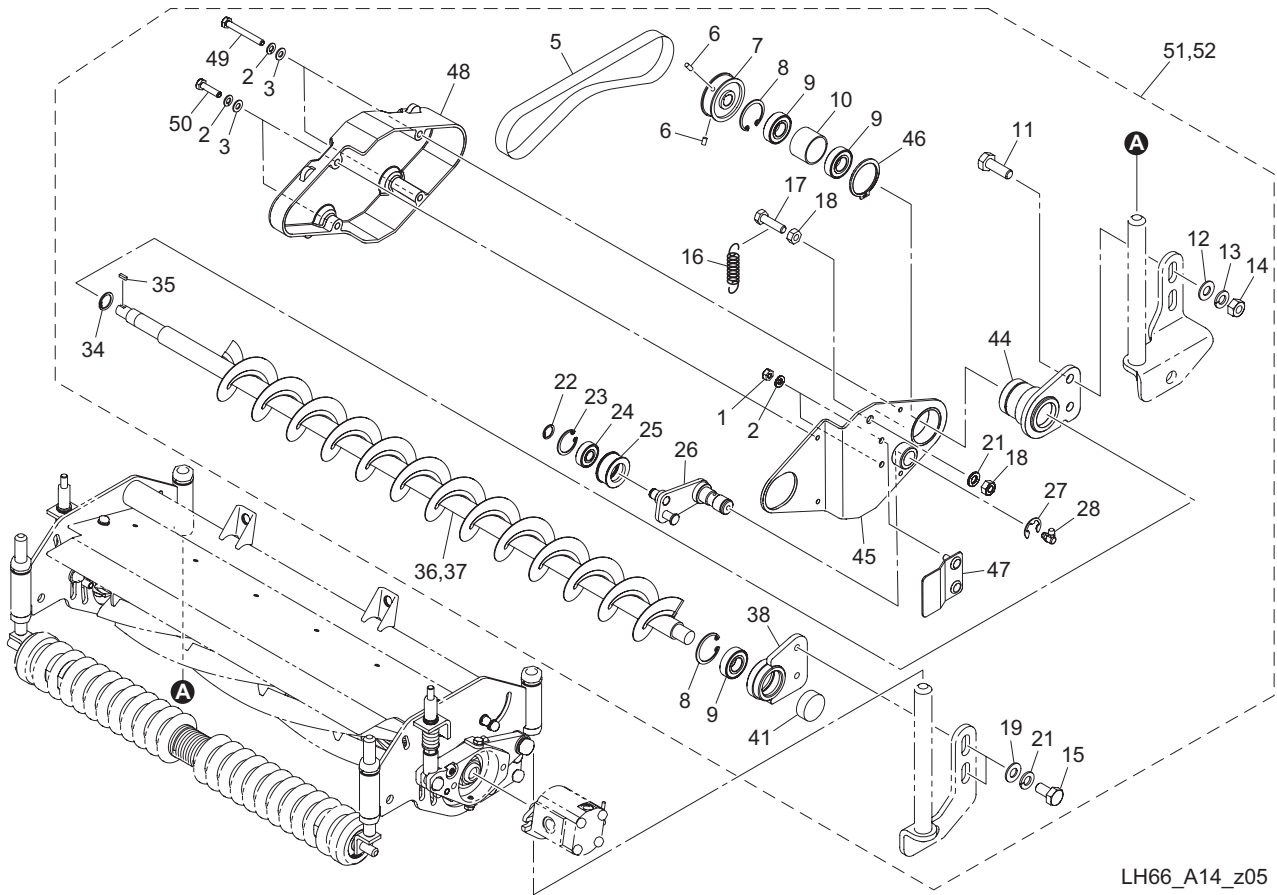
LH66_013_z00

Cat No.	Code No.	Part name	Qty		Remark	SN of application
			LH62	LH66		
13-31	LH669L-1309Z2	NUT, SECURING (SMALL)	1	1		
13-32	LH669L-1308Z2	NUT, SECURING (LARGE)	1	1		
13-33	LH629L-1301Z2	SHAFT, GROOMER 22	1	0		
13-34	LH669L-1307Z2	SHAFT, GROOMER	0	1		
13-35	K2570000039	BLADE, VERTICAL 1.2-5-85	19	23		
13-36	K6214000020	COLLAR, AC M28-42-24.6	19	23		
13-37	K0108240002	NUT, P1.5 M24-3	2	2		
13-38	K0737000090	INNER RACE, LRTZ 222818	1	1		
13-39	K1440000020	GREASE NIPPLE, 90 TYPE C	1	1		



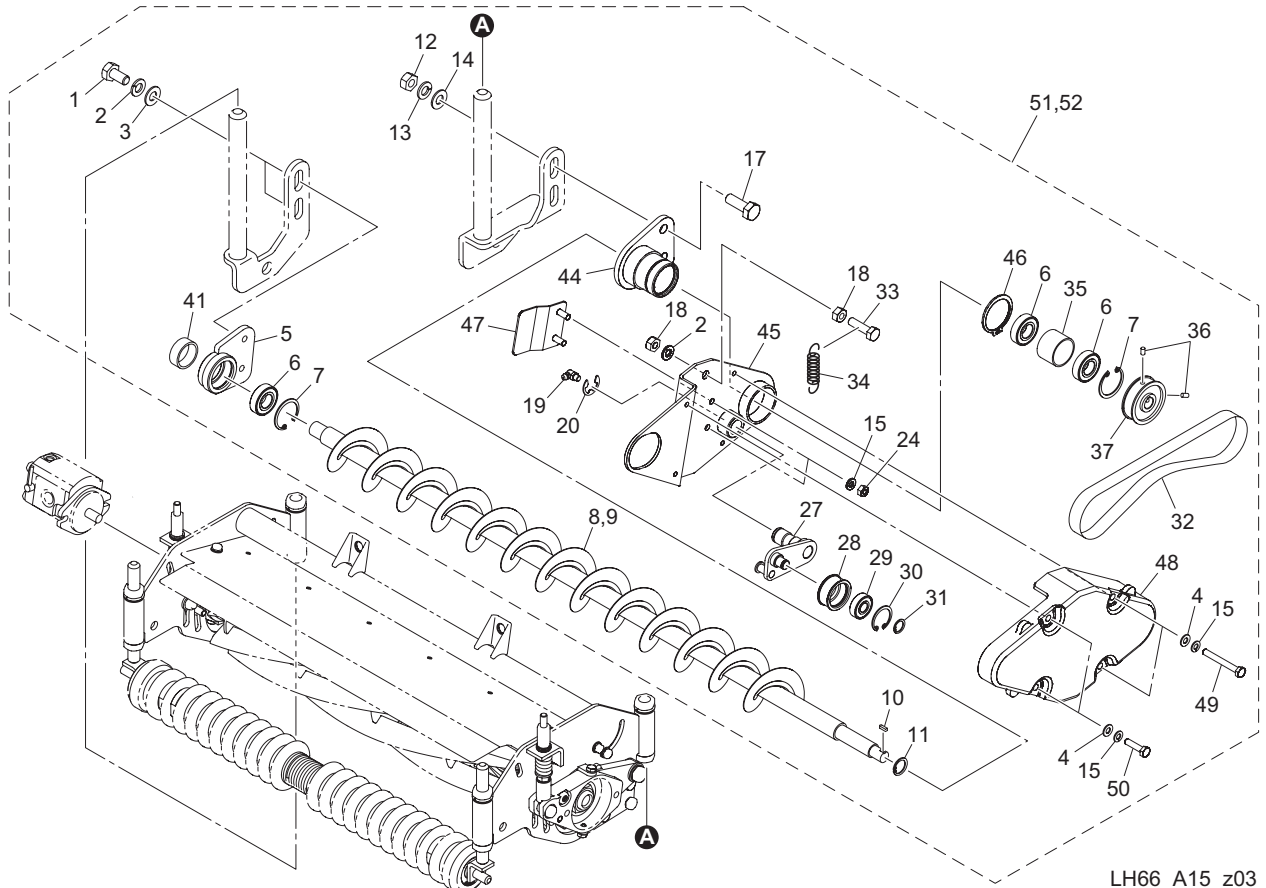
LH66_A14_z05

Cat No.	Code No.	Part name	Qty		Remark	SN of application
			LH62	LH66		
A14-1	K0100060002	NUT, M6	2	2		
A14-2	K0200060002	WASHER, SPRING M6	6	6		
A14-3	K5000060002	WASHER, M6	4	4		
A14-4						
A14-5	K2380000030	BELT, F STAR 10FL-500	1	1		
A14-6	K0023050081	SETSCREW, M5-8	2	2		
A14-7	LM2700-4107Z2	PULLEY, BRUSH SHAFT	1	0		10538-11406
A14a-7	LM2700-4107Z2	PULLEY, BRUSH SHAFT	0	1		10190-10460
A14b-7	LM2700-4107A2	PULLEY, BRUSH SHAFT	1	0		11407-
A14c-7	LM2700-4107A2	PULLEY, BRUSH SHAFT	0	1		10461-
A14-8	K0402032001	RING, RETAINING R M32	2	2		
A14-9	K0612060020	BEARING, BALL SEAL 2RD 6002	3	3		
A14-10	LH669L-1317Z2	COLLAR, STKM 28.6-31.8-22	1	1		
A14-11	K0000100302	BOLT, M10-30	2	2		
A14-12	K5000100002	WASHER, M10	2	2		
A14-13	K0200100002	WASHER, SPRING M10	2	2		
A14-14	K0100100002	NUT, M10	2	2		
A14-15	K0000080202	BOLT, M8-20	2	2		
A14-16	K1020000208	SPRING, W/ROUND HOOK M1.6-16.6-65.2	1	1		
A14-17	K0000080302	BOLT, M8-30	1	1		
A14-18	K0100080002	NUT, M8	2	2		
A14-19	K5000080002	WASHER, M8	2	2		
A14-20						
A14-21	K0200080002	WASHER, SPRING M8	3	3		
A14-22	K0401010001	RING, RETAINING S M10	1	1		
A14-23	K0402026001	RING, RETAINING R M26	1	1		
A14-24	K0608060000	BEARING, BALL SEAL 2RS 6000	1	1		
A14-25	LM2700-4108Z2	PULLEY, TENSION 1232	1	1		
A14-26	LH669L-1316A2	LEVER, TENSION (RH)	1	1		
A14-27	K0400012002	RING, RETAINING E M12	1	1		



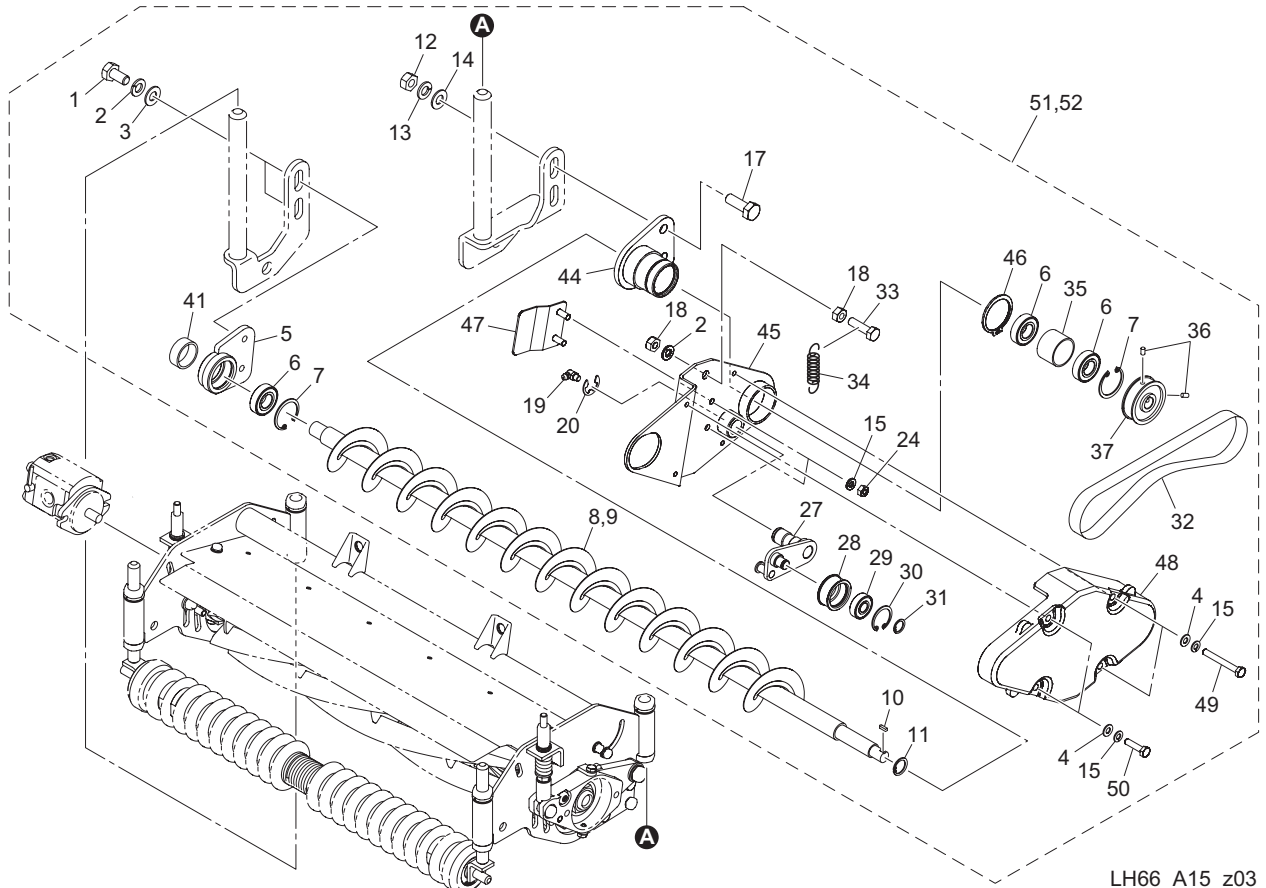
LH66_A14_z05

Cat No.	Code No.	Part name	Qty		Remark	SN of application
			LH62	LH66		
A14-28	K1440000020	GREASE NIPPLE, 90 TYPE C	1	1		
A14-29						
A14-30						
A14-31						
A14-32						
A14-33						
A14-34	K0401015001	RING, RETAINING S M15	1	1		
A14-35	K0520404140	KEY, ROUND/SQUARE, M4-414	1	1		
A14-36	LH629L-1302B0	BRUSH, CR 22	1	0		
A14-37	LH669L-1321B0	BRUSH, CR	0	1		
A14-38	LH669L-1315AD	HOUSING, BRUSH (LH)	1	1		
A14-39						
A14-40						
A14-41	K0890000050	CAP, RUBBER 28	1	1		
A14-42						
A14-43						
A14-44	LH669L-4407ZD	HOUSING, BRUSH (RH)	1	1		
A14-45	LH669L-4405ZD	FRAME, BRUSH (RH)	1	1		
A14-46	K0401038001	RING, RETAINING S M38	1	1		
A14-47	LH669L-4408ZD	PLATE, RETAINING	1	1		
A14-48	LH669L-4406Z0	COVER	1	1		
A14-49	K0000060502	BOLT, M6-50	2	2		
A14-50	K0000060252	BOLT, M6-25	2	2		
A14-51	LH629L-4410Z0	CR BRUSH ASSY, (RH)	1	0		10538-11406
A14a-51	LH629L-4410A0	CR BRUSH ASSY, (RH)	1	0		11407-
A14-52	LH669L-4410Z0	CR BRUSH ASSY, (RH)	0	1		10190-10460
A14a-52	LH669L-4410A0	CR BRUSH ASSY, (RH)	0	1		10461-



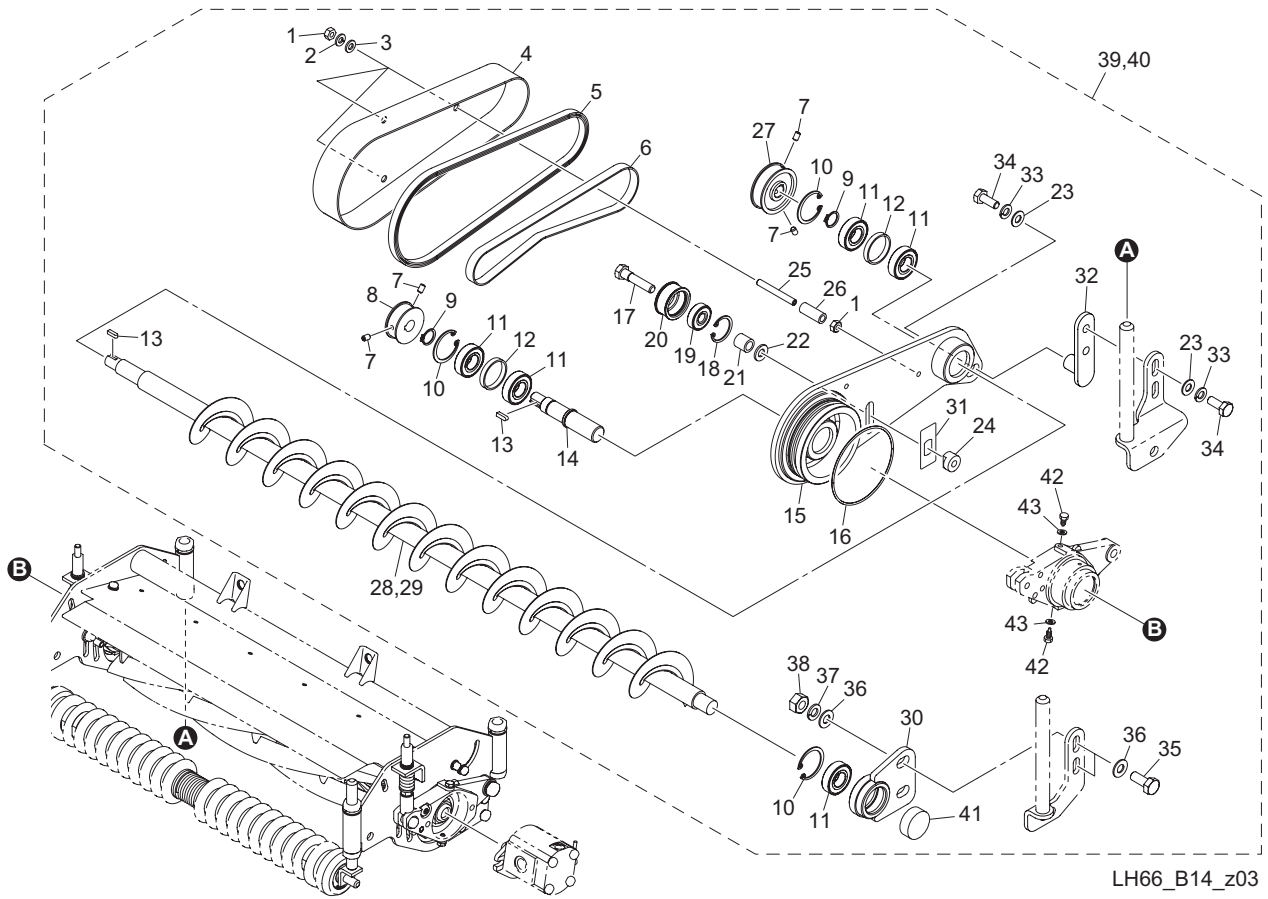
LH66_A15_z03

Cat No.	Code No.	Part name	Qty		Remark	SN of application
			LH62	LH66		
A15-1	K0000080202	BOLT, M8-20	2	2		
A15-2	K0200080002	WASHER, SPRING M8	3	3		
A15-3	K5000080002	WASHER, M8	2	2		
A15-4	K5000060002	WASHER, M6	4	4		
A15-5	LH669R-1307AD	HOUSING, BRUSH (RH)	1	1		
A15-6	K0612060020	BEARING, BALL SEAL 2RD 6002	3	3		
A15-7	K0402032001	RING, RETAINING R M32	2	2		
A15-8	LH629L-1302B0	BRUSH, CR 22	1	0		
A15-9	LH669L-1321B0	BRUSH, CR	0	1		
A15-10	K0520404140	KEY, ROUND/SQUARE, M4-414	1	1		
A15-11	K0401015001	RING, RETAINING S M15	1	1		
A15-12	K0100100002	NUT, M10	2	2		
A15-13	K0200100002	WASHER, SPRING M10	2	2		
A15-14	K5000100002	WASHER, M10	2	2		
A15-15	K0200060002	WASHER, SPRING M6	6	6		
A15-16						
A15-17	K0000100302	BOLT, M10-30	2	2		
A15-18	K0100080002	NUT, M8	2	2		
A15-19	K1440000020	GREASE NIPPLE, 90 TYPE C	1	1		
A15-20	K0400012002	RING, RETAINING E M12	1	1		
A15-21						
A15-22						
A15-23						
A15-24	K0100060002	NUT, M6	2	2		
A15-25						
A15-26						
A15-27	LH669R-1308A2	LEVER, TENSION (LH)	1	1		
A15-28	LM2700-4108Z2	PULLEY, TENSION 1232	1	1		
A15-29	K0608060000	BEARING, BALL SEAL 2RS 6000	1	1		
A15-30	K0402026001	RING, RETAINING R M26	1	1		



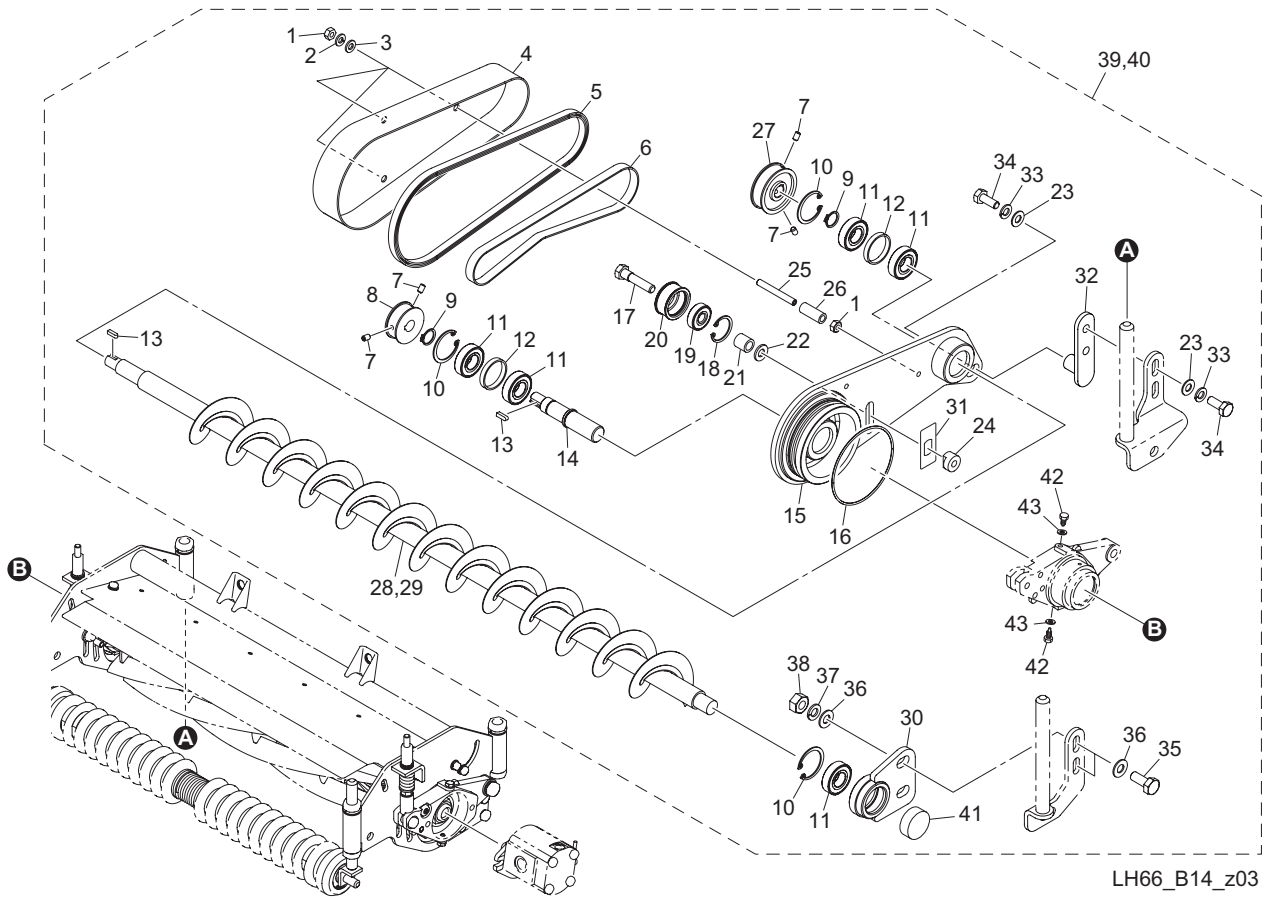
LH66_A15_z03

Cat No.	Code No.	Part name	Qty		Remark	SN of application
			LH62	LH66		
A15-31	K0401010001	RING, RETAINING S M10	1	1		
A15-32	K2380000030	BELT, F STAR 10FL-500	1	1		
A15-33	K0000080302	BOLT, M8-30	1	1		
A15-34	K1020000208	SPRING, W/ROUND HOOK M1.6-16.6-65.2	1	1		
A15-35	LH669L-1317Z2	COLLAR, STKM 28.6-31.8-22	1	1		
A15-36	K0023050081	SETSCREW, M5-8	2	2		
A15-37	LM2700-4107Z2	PULLEY, BRUSH SHAFT	1	0		10538-11406
A15a-37	LM2700-4107Z2	PULLEY, BRUSH SHAFT	0	1		10190-10460
A15b-37	LM2700-4107Z2	PULLEY, BRUSH SHAFT	1	0		11407-
A15c-37	LM2700-4107Z2	PULLEY, BRUSH SHAFT	0	1		10461-
A15-38						
A15-39						
A15-40						
A15-41	K0890000050	CAP, RUBBER 28	1	1		
A15-42						
A15-43						
A15-44	LH669R-4407ZD	HOUSING, BRUSH (LH)	1	1		
A15-45	LH669R-4405ZD	FRAME, BRUSH (LH)	1	1		
A15-46	K0401038001	RING, RETAINING S M38	1	1		
A15-47	LH669L-4408ZD	PLATE, RETAINING	1	1		
A15-48	LH669L-4406Z0	COVER	1	1		
A15-49	K0000060502	BOLT, M6-50	2	2		
A15-50	K0000060252	BOLT, M6-25	2	2		
A15-51	LH629R-4410Z0	CR BRUSH ASSY, (LH)	1	0		10538-11406
A15a-51	LH629R-4410A0	CR BRUSH ASSY, (LH)	1	0		11407-
A15-52	LH669R-4410Z0	CR BRUSH ASSY, (LH)	0	1		10190-10460
A15a-52	LH669R-4410A0	CR BRUSH ASSY, (LH)	0	1		10461-



LH66_B14_z03

Cat No.	Code No.	Part name	Qty		Remark	SN of application
			LH62	LH66		
B14-1	K0100060002	NUT, M6	6	6		
B14-2	K0200060002	WASHER, SPRING M6	3	3		
B14-3	K5000060002	WASHER, M6	3	3		
B14-4	LM2700-4120ZD	COVER, BELT	1	1		
B14-5	LM2700-4123Z0	RUBBER, 8U-615	1	1		
B14-6	K2380000030	BELT, F STAR 10FL-500	1	1		
B14-7	K0023050081	SETSCREW, M5-8	4	4		
B14-8	LM2700-4106Z2	PULLEY, DRIVING	1	0		10538-11406
B14a-8	LM2700-4106Z2	PULLEY, DRIVING	0	1		10190-10460
B14b-8	LM2700-4106A2	PULLEY, DRIVING	1	0		11407-
B14c-8	LM2700-4106A2	PULLEY, DRIVING	0	1		10461-
B14-9	K0401015001	RING, RETAINING S M15	2	2		
B14-10	K0402032001	RING, RETAINING R M32	3	3		
B14-11	K0612060020	BEARING, BALL SEAL 2RD 6002	5	5		
B14-12	K6212004172	COLLAR, STKM M28.6-31.8-5	2	2		
B14-13	K0520404140	KEY, ROUND/SQUARE, M4-414	2	2		
B14-14	LM2700-4105Z0	SHAFT, DRIVING	1	1		
B14-15	LH669L-1201ZD	FRAME, BRUSH (RH)	1	1		
B14-16	K0885080000	O-RING, S80	1	1		
B14-17	LM2700-4111Z8	BOLT, SPECIAL M8	1	1		
B14-18	K0402026001	RING, RETAINING R M26	1	1		
B14-19	K0608006290	BEARING, BALL SEAL 2RS 629	1	1		
B14-20	LM2700-4108Z2	PULLEY, TENSION 1232	1	1		
B14-21	K6211000482	COLLAR, SGP M9.2-13.8-14	1	1		
B14-22	K0213080002	WASHER, DISK SPRING 1H M8	1	1		
B14-23	K5000080002	WASHER, M8	3	3		
B14-24	LM2700-4109Z2	BASE, SCREW	1	1		
B14-25	K0023060502	SETSCREW, M6-50	3	3		
B14-26	K6211000492	COLLAR, SGP M6.5-10.5-26.4	3	3		
B14-27	LM2700-4107Z2	PULLEY, BRUSH SHAFT	1	0		10538-11406

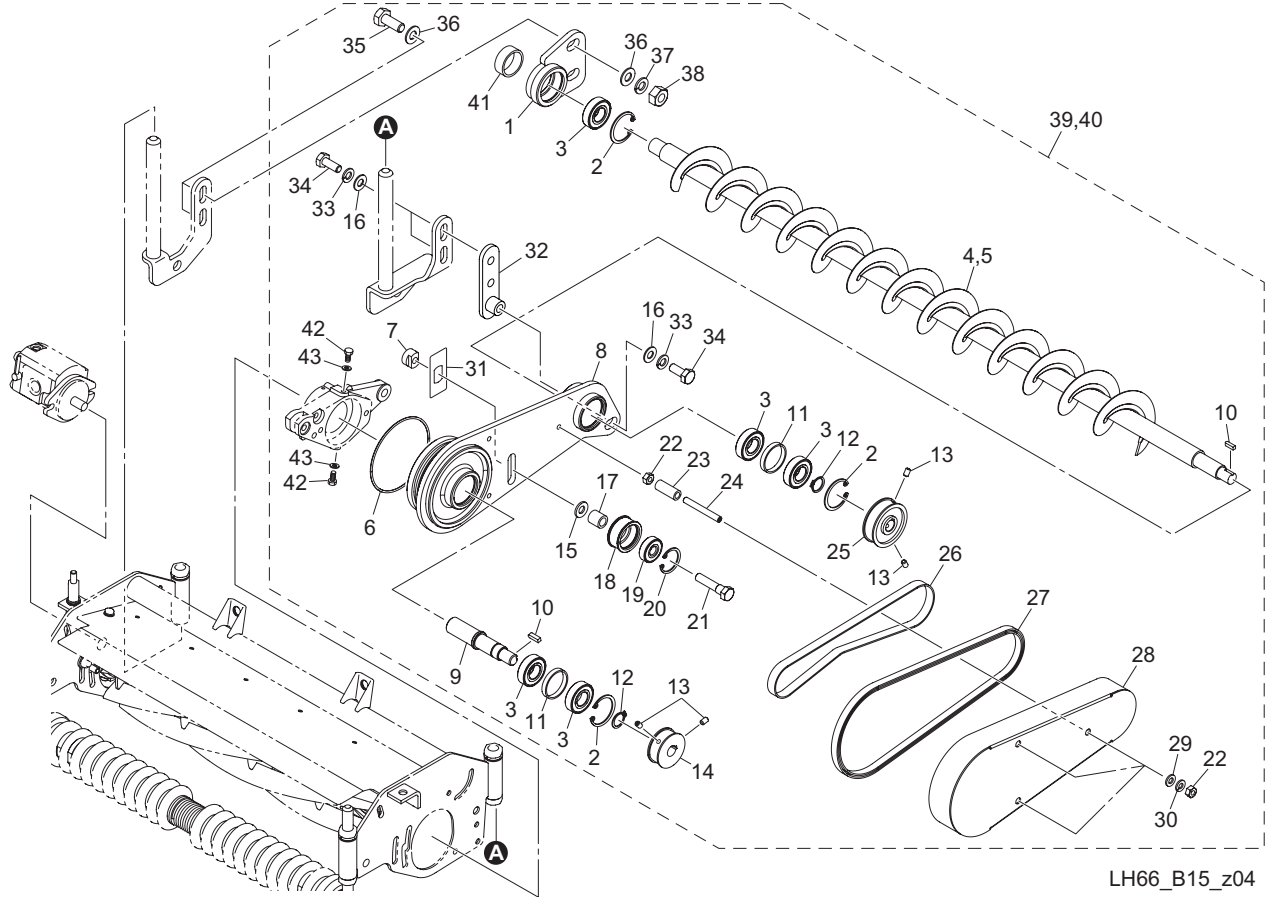


LH66_B14_z03

Cat No.	Code No.	Part name	Qty		Remark	SN of application
			LH62	LH66		
B14a-27	LM2700-4107Z2	PULLEY, BRUSH SHAFT	0	1		10190-10460
B14b-27	LM2700-4107A2	PULLEY, BRUSH SHAFT	1	0		11407-
B14c-27	LM2700-4107A2	PULLEY, BRUSH SHAFT	0	1		10461-
B14-28	LH629L-1201B0	BRUSH, CR 22	1	0		
B14-29	LH669L-1203B0	BRUSH, CR	0	1		
B14-30	LH669L-1202AD	HOUSING, BRUSH (LH)	1	1		
B14-31	LH669L-1206Z2	PLATE	1	1		
B14-32	LH669L-1205ZD	ADJUSTER	1	1		
B14-33	K0200080002	WASHER, SPRING M8	3	3		
B14-34	K0000080152	BOLT, M8-15	3	3		
B14-35	K0000100302	BOLT, M10-30	2	2		
B14-36	K5000100002	WASHER, M10	4	4		
B14-37	K0200100002	WASHER, SPRING M10	2	2		
B14-38	K0100100002	NUT, M10	2	2		
B14-39	LH629L-1290Z0	CR BRUSH ASSY, (RH)	1	0		10538-11406
B14-39	LH629L-1290A0	CR BRUSH ASSY, (RH)	1	0		11407-
B14-40	LH669L-1290Z0	CR BRUSH ASSY, (RH)	0	1		10190-10460
B14-40	LH669L-1290A0	CR BRUSH ASSY, (RH)	0	1		10461-
B14-41	K0890000050	CAP, RUBBER 28	1	1		
B14-42	LM2700-0146A2	BOLT, STOP	2	2		
B14-43	K0922080000	SEAL, WASHER 8WF	2	2		

B15.CR brush section D (Motor on right side)

LH62 • LH66

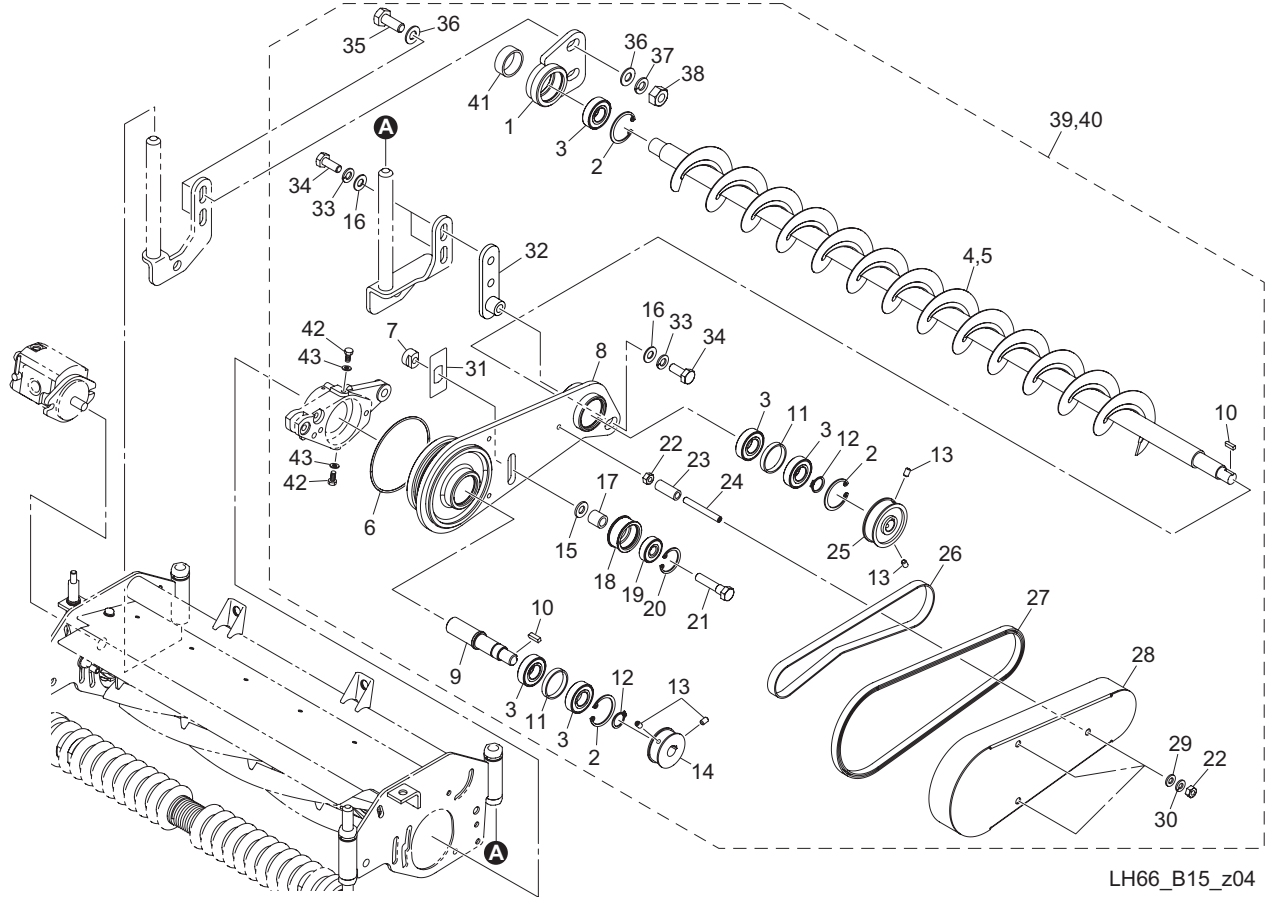


LH66_B15_z04

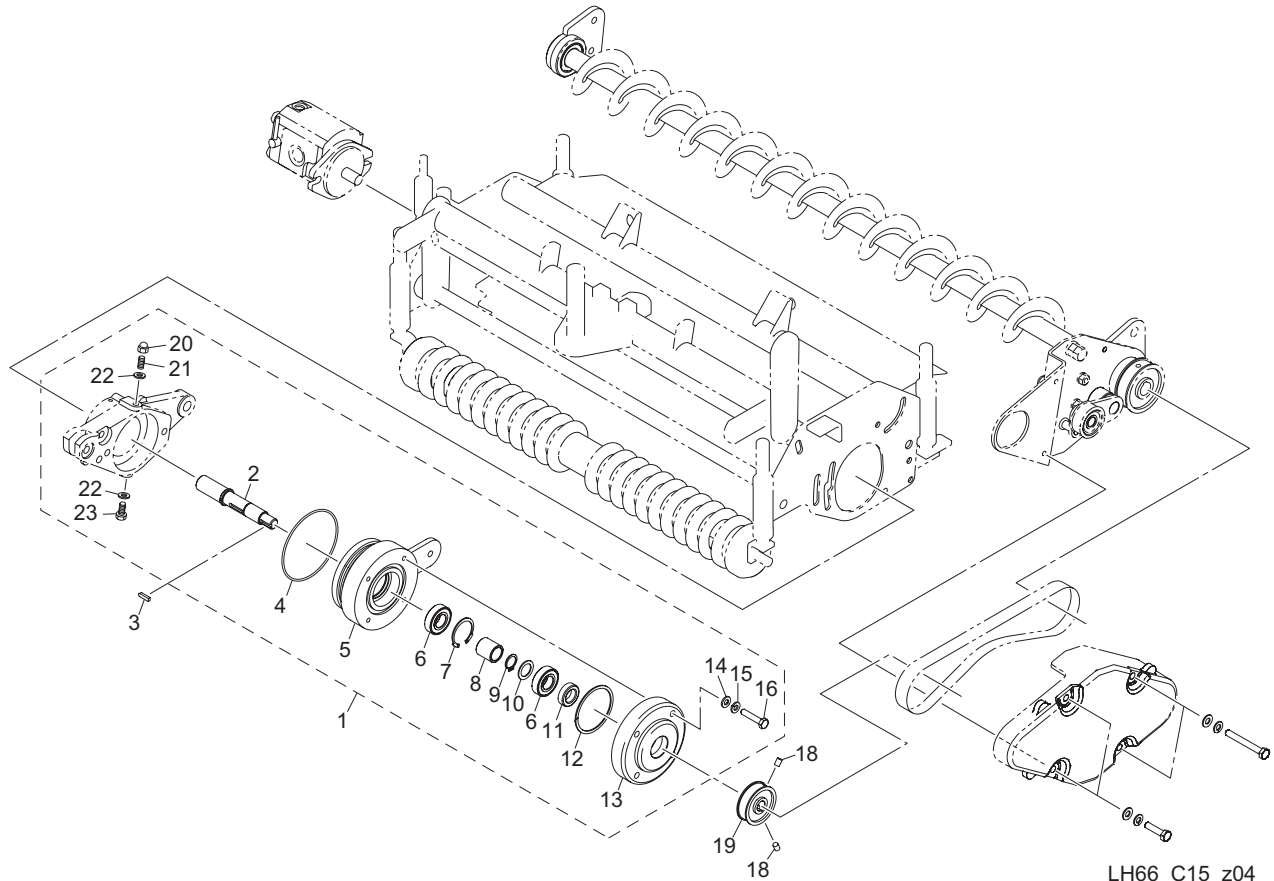
Cat No.	Code No.	Part name	Qty		Remark	SN of application
			LH62	LH66		
B15-1	LH669R-1202AD	HOUSING, BRUSH (RH)	1	1		
B15-2	K0402032001	RING, RETAINING R M32	3	3		
B15-3	K0612060020	BEARING, BALL SEAL 2RD 6002	5	5		
B15-4	LH629L-1201B0	BRUSH, CR 22	1	0		
B15-5	LH669L-1203B0	BRUSH, CR	0	1		
B15-6	K0885080000	O-RING, S80	1	1		
B15-7	LM2700-4109Z2	BASE, SCREW	1	1		
B15-8	LH669R-1201ZD	FRAME, BRUSH (LH)	1	1		
B15-9	LM2700-4105Z0	SHAFT, DRIVING	1	1		
B15-10	K0520404140	KEY, ROUND/SQUARE, M4-414	2	2		
B15-11	K6212004172	COLLAR, STKM M28.6-31.8-5	2	2		
B15-12	K0401015001	RING, RETAINING S M15	2	2		
B15-13	K0023050081	SETSCREW, M5-8	4	4		
B15-14	LM2700-4106Z2	PULLEY, DRIVING	1	0		10538-11406
B15a-14	LM2700-4106Z2	PULLEY, DRIVING	0	1		10190-10460
B15b-14	LM2700-4106A2	PULLEY, DRIVING	1	0		11407-
B15c-14	LM2700-4106A2	PULLEY, DRIVING	0	1		10461-
B15-15	K0213080002	WASHER, DISK SPRING 1H M8	1	1		
B15-16	K5000080002	WASHER, M8	3	3		
B15-17	K6211000482	COLLAR, SGP M9.2-13.8-14	1	1		
B15-18	LM2700-4108Z2	PULLEY, TENSION 1232	1	1		
B15-19	K0608006290	BEARING, BALL SEAL 2RS 629	1	1		
B15-20	K0402026001	RING, RETAINING R M26	1	1		
B15-21	LM2700-4111Z8	BOLT, SPECIAL M8	1	1		
B15-22	K0100060002	NUT, M6	6	6		
B15-23	K6211000492	COLLAR, SGP M6.5-10.5-26.4	3	3		
B15-24	K0023060502	SETSCREW, M6-50	3	3		
B15-25	LM2700-4107Z2	PULLEY, BRUSH SHAFT	1	0		10538-11406
B15a-25	LM2700-4107Z2	PULLEY, BRUSH SHAFT	0	1		10190-10460
B15b-25	LM2700-4107A2	PULLEY, BRUSH SHAFT	1	0		11407-

B15.CR brush section D (Motor on right side)

LH62 • LH66



Cat No.	Code No.	Part name	Qty		Remark	SN of application
			LH62	LH66		
B15c-25	LM2700-4107A2	PULLEY, BRUSH SHAFT	0	1		10461-
B15-26	K2380000030	BELT, F STAR 10FL-500	1	1		
B15-27	LM2700-4123Z0	RUBBER, 8U-615	1	1		
B15-28	LM2700-4120ZD	COVER, BELT	1	1		
B15-29	K5000060002	WASHER, M6	3	3		
B15-30	K0200060002	WASHER, SPRING M6	3	3		
B15-31	LH669L-1206Z2	PLATE	1	1		
B15-32	LH669L-1205ZD	ADJUSTER	1	1		
B15-33	K0200080002	WASHER, SPRING M8	3	3		
B15-34	K0000080152	BOLT, M8-15	3	3		
B15-35	K0000100302	BOLT, M10-30	2	2		
B15-36	K5000100002	WASHER, M10	4	4		
B15-37	K0200100002	WASHER, SPRING M10	2	2		
B15-38	K0100100002	NUT, M10	2	2		
B15-39	LH629R-1290Z0	CR BRUSH ASSY, (LH)	1	0		10538-11406
B15a-39	LH629R-1290A0	CR BRUSH ASSY, (LH)	1	0		11407-
B15-40	LH669R-1290Z0	CR BRUSH ASSY, (LH)	0	1		10190-10460
B15a-40	LH669R-1290A0	CR BRUSH ASSY, (LH)	0	1		10461-
B15-41	K0890000050	CAP, RUBBER 28	1	1		
B15-42	LM2700-0146A2	BOLT, STOP	2	2		
B15-43	K0922080000	SEAL, WASHER 8WF	2	2		



LH66_C15_z04

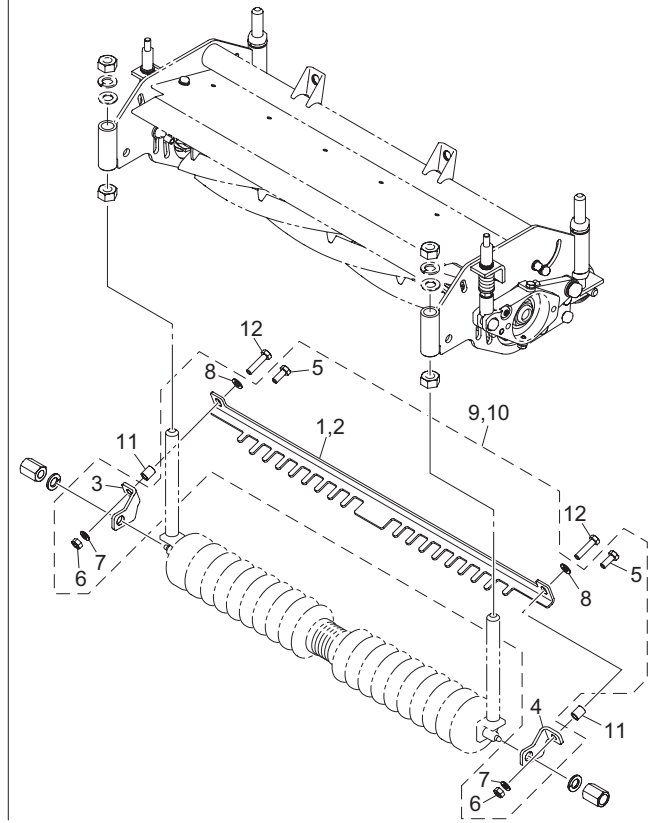
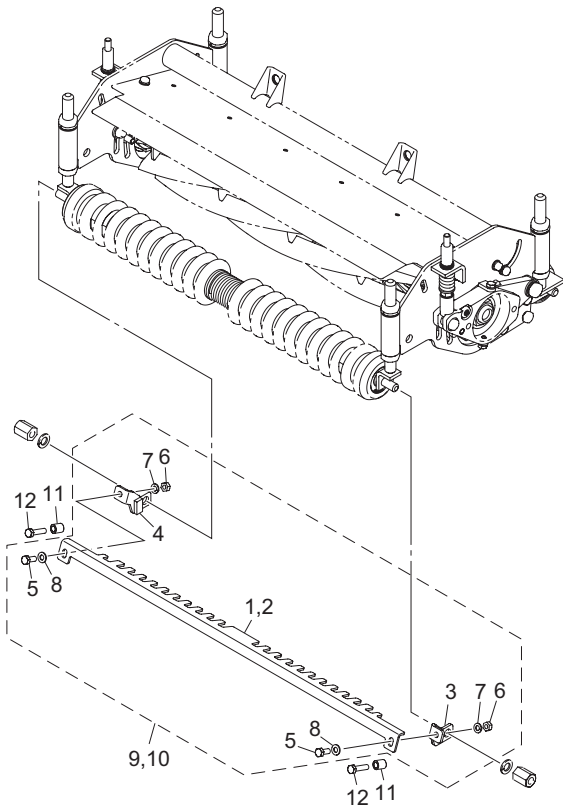
Cat No.	Code No.	Part name	Qty		Remark	SN of application
			LH62	LH66		
C15-1	LH66---4801A0	DRIVING UNIT ASSY, CR	1	1		
C15-2	LH669L-1304Z0	SHAFT, DRIVE	1	1		
C15-3	K0520404140	KEY, ROUND/SQUARE, M4-414	1	1		
C15-4	K0885080000	O-RING, S80	1	1		
C15-5	LH66---4802ZD	CASE, CR DRIVING UNIT	1	1		
C15-6	K0612060020	BEARING, BALL SEAL 2RD 6002	2	2		
C15-7	K0404032001	RING, RETAINING ROUND R M32	1	1		
C15-8	LH66---4804Z0	COLLAR	1	1		
C15-9	K0401015001	RING, RETAINING S M15	1	1		
C15-10	K5051015220	WASHER, C5191P 1-15-22	1	1		
C15-11	K0821525070	OIL SEAL, MHSA15257	1	1		
C15-12	K0880050000	O-RING, P50	1	1		
C15-13	LH66---4803AD	COVER, CR DRIVING CASE	1	1		
C15-14	K5000060002	WASHER, M6	4	4		
C15-15	K0200060002	WASHER, SPRING M6	4	4		
C15-16	K0000060302	BOLT, M6-30	4	4		
C15-17						
C15-18	K0023050081	SETSCREW, M5-8	2	2		
C15-19	LM2700-4106Z2	PULLEY, DRIVING	1	0		10538-11406
C15a-19	LM2700-4106Z2	PULLEY, DRIVING	0	1		10190-10460
C15b-19	LM2700-4106Z2	PULLEY, DRIVING	1	0		11407-
C15c-19	LM2700-4106Z2	PULLEY, DRIVING	0	1		10461-
C15-20	K0110080002	NUT, BOX M8	1	1		
C15-21	K0028080200	SETSCREW, SUS M8-20	1	1		
C15-22	K0922080000	SEAL, WASHER 8WF	2	2		
C15-23	LM2700-0146A2	BOLT, STOP	1	1		

16. Front scraper section

LH62 • LH66

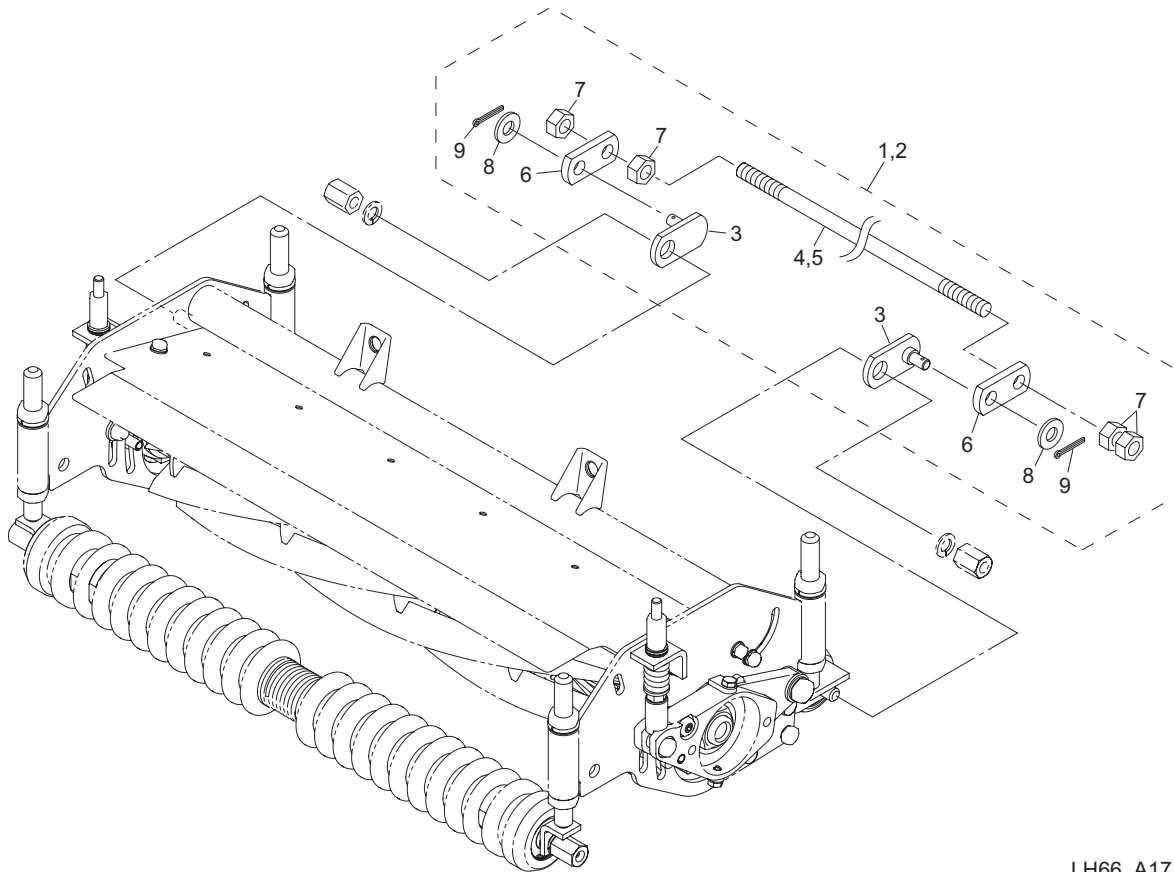
< with Groomer >

< without Groomer >



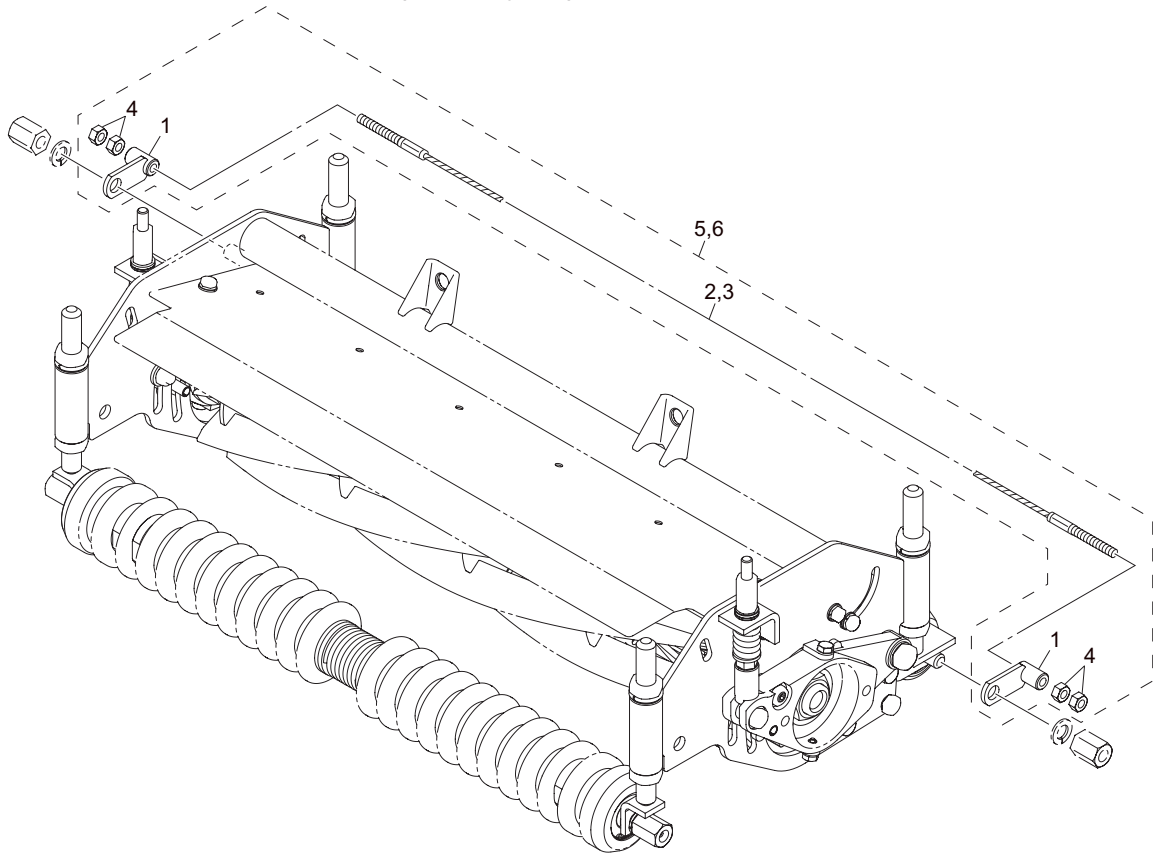
LH66_016_z03

Cat No.	Code No.	Part name	Qty		Remark	SN of application
			LH62	LH66		
16-1	LH62---4501Z2	SCRAPER, 22	1	0		
16-2	LH66---4501Z2	SCRAPER, 26	0	1		
16-3	LH66---4502ZD	PLATE, MOUNTING (LH)	1	1		
16-4	LH66---4503ZD	PLATE, MOUNTING (RH)	1	1		
16-5	K0000080202	BOLT, M8-20	2	2	with Groomer	
16-6	K0100080002	NUT, M8	2	2		
16-7	K0200080002	WASHER, SPRING M8	2	2		
16-8	K5000080002	WASHER, M8	2	2		
16-9	LH62---4504Z0	SCRAPER ASSY, FRONT 22	1	0		
16-10	LH66---4504Z0	SCRAPER ASSY, FRONT	0	1		
16-11	K6212001492	COLLAR, STKM M8.2-12.7-15.5	2	2	without Groomer	
16-12	K0000080352	BOLT, M8-35	2	2	without Groomer	



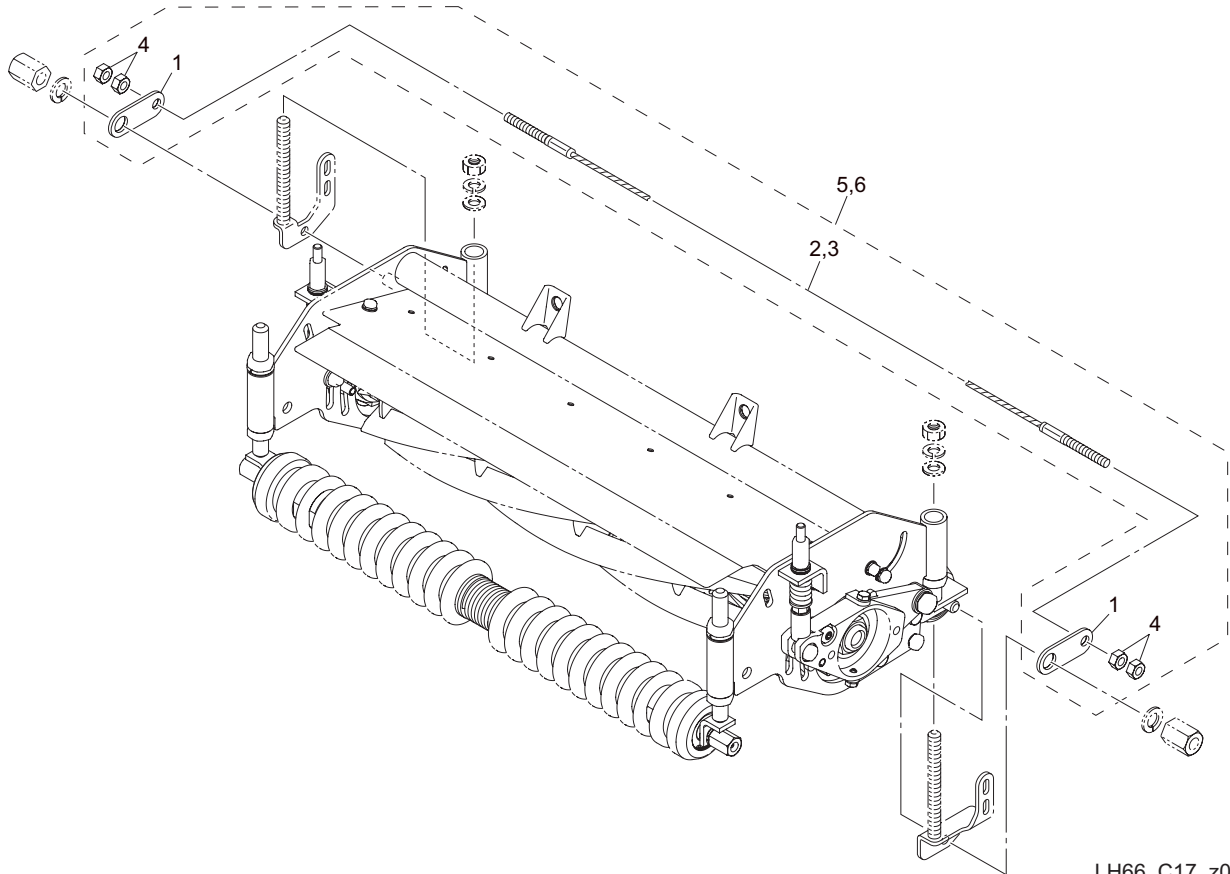
LH66_A17_z00

Cat No.	Code No.	Part name	Qty		Remark	SN of application
			LH62	LH66		
A17-1	LM2700-4502Z0	SCRAPER ASSY, 22	1	0		
A17-2	LM2700-4402Z0	SCRAPER ASSY, 26	0	1		
A17-3	LM2700-4403ZD	FITTING	2	2		
A17-4	LM2700-4504Z0	SCRAPER, 666	1	0		
A17-5	LM2700-4404Z0	SCRAPER, 768	0	1		
A17-6	LM2700-4405ZD	BRACKET	2	2		
A17-7	K0100080002	NUT, M8	4	4		
A17-8	K5000080002	WASHER, M8	2	2		
A17-9	K0300020202	PIN, COTTER M2-20	2	2		



LH66_B17_z01

Cat No.	Code No.	Part name	Qty		Remark	SN of application
			LH62	LH66		
B17-1	LH66---4702A2	FITTING	2	2		
B17-2	K1170071000	CABLE, 710	1	0		
B17-3	K1170081000	WIRE, 810	0	1		
B17-4	K0100080002	NUT, M8	4	4		
B17-5	LH62---4701A0	SCRAPER ASSY, MC UNIT (REAR)	1	0		
B17-6	LH66---4701A0	SCRAPER ASSY, MC UNIT (REAR)	0	1		

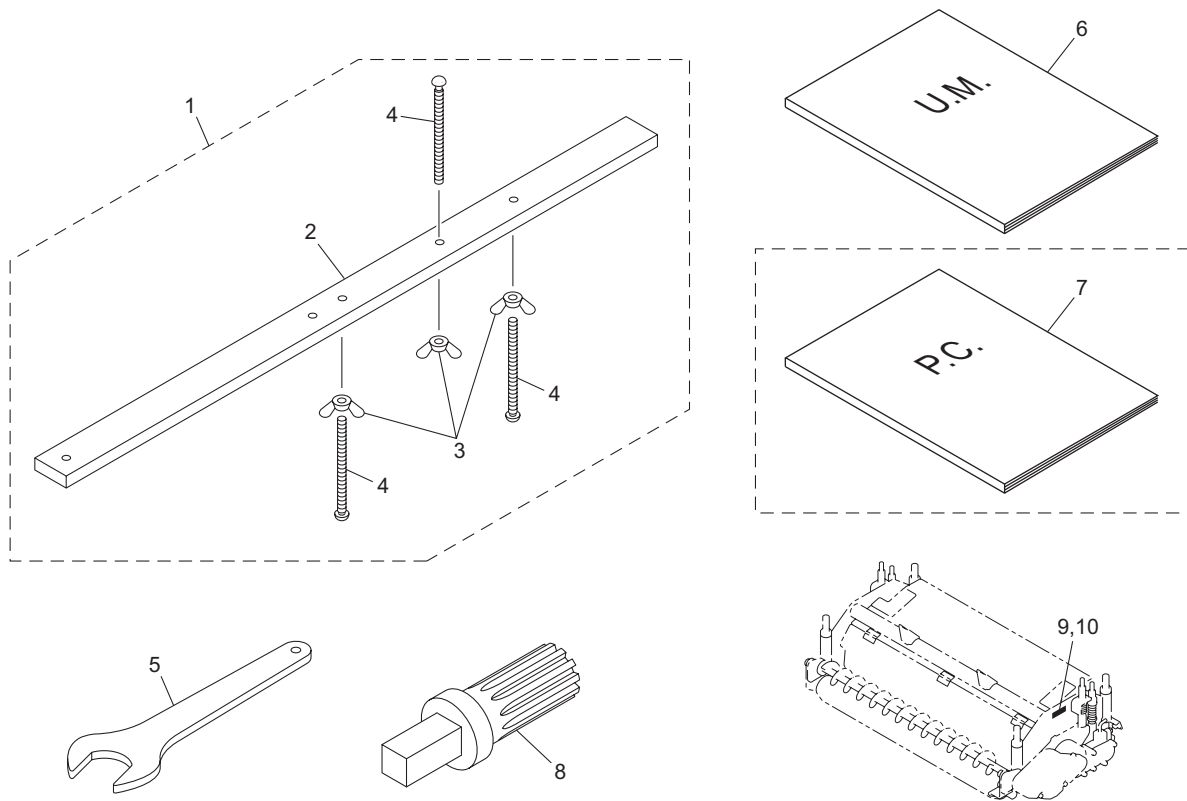


LH66_C17_z00

Cat No.	Code No.	Part name	Qty		Remark	SN of application
			LH62	LH66		
C17-1	LH66---4710Z2	PLATE	2	0		11407-
C17a-1	LH66---4710Z2	PLATE	0	2		10461-
C17-2	K1170067000	CABLE, 670	1	0		11407-
C17-3	K1170077500	CABLE, 775	0	1		10461-
C17-4	K0100080002	NUT, M8	4	4		
C17-5	LH62---4711Z0	SCRAPER ASSY, REAR	1	0		11407-
C17-6	LH66---4711Z0	SCRAPER ASSY, REAR	0	1		10461-

18.Accessories

LH62 • LH66



LH66_018_z03

Cat No.	Code No.	Part name	Qty		Remark	SN of application
			LH62	LH66		
18-1	LM2700-1502A0	GAGE ASSY, CUTTING HEIGHT	1	1		
18-2	LM2700-1501A2	GAUGE, CUTTING HEIGHT 600A	1	1		
18-3	K0141060002	NUT, WING M6-3	3	3		
18-4	K0071000522	SCREW, FOR ADJ HOC M6-75	3	3		
18-5	K480200081D	SPANNER, SLIM SINGLE-ENDED 46	1	1		
18a-6	750101-119-A	OWNERS OPERATING MANUAL, LH62/66	1	1		
18a-7	750101-119-B	PARTS CATALOG, LH62/66	1	0	Available for sale	11407-
18d-7	750101-119-B	PARTS CATALOG, LH62/66	0	1	Available for sale	10461-
18-8	LS66---7001Z2	SHAFT, LAPPING	1	1	option	
18-9	LH62---0101Z0	LABEL, QR CODE LH62	1	0		11407-
18-10	LH66---0101Z0	LABEL, QR CODE LH66	0	1		10461-

BARONESS[®]
Quality on Demand

 **KYOEISHA CO., LTD.**
Head Office 1-26, Miyuki-cho, Toyokawa-city, Tel :+81-533-84-1390
Aichi-pref, 442-8530 JAPAN Fax :+81-533-84-1220