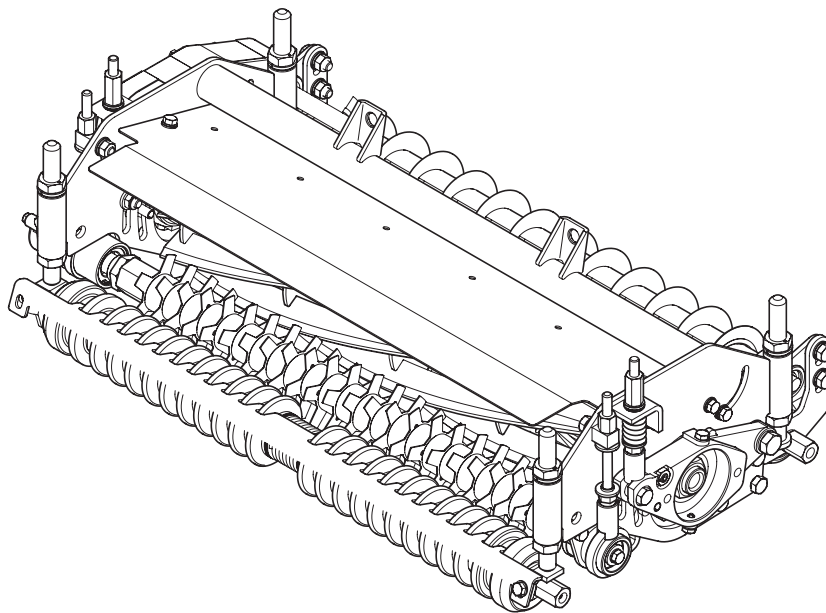


LH62 • LH66

Multi Configuration Mower Unit

Parts catalog



BARONESS
Quality on Demand

Serial No. LH62 : 10171- • LH66 : 10016-

Ver.1.2

Greeting

Thank you for purchasing Baroness machine.

This machine has been shipped from the factory after comprehensive test runs and inspections. However, the optimum performance of the machine depends on how you use and maintain it, including routine inspections, adjustments, and fuel supplies before and after the operation.

We hope you will use the machine safely, and take advantage of its best performance.

Note

(For inquiry about this machine)

Since the type of machine may be changed sequentially, inform us of the type and the serial number.

The information described in this manual is subject to change without prior notice.

When replacing parts, be sure to use Baroness parts or parts designated by Kyo-eisha.

Note that the Baroness product warranty may not apply to defects caused by the use of parts from other companies.

(For ordering parts)

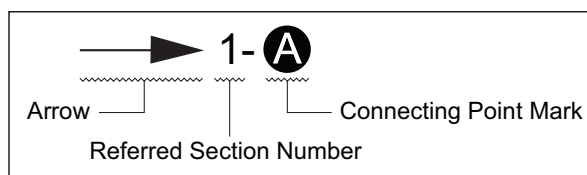
For prevention of delivery of wrong parts, be sure to inform us of the code number and the part name.

| Example: | Code No. | Part Name | Qty |
|----------|-------------|--------------|-----|
| | K0000100402 | BOLT, M10-40 | 1 |

<Indication of the connecting point shown on the other page>

(Example and description)

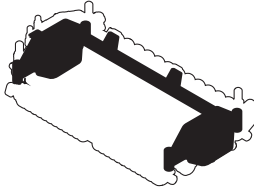
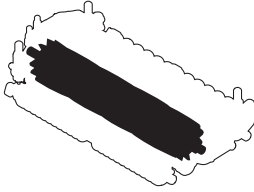
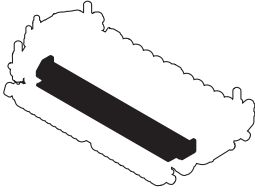
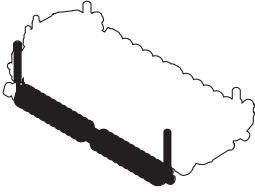
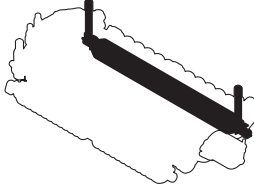
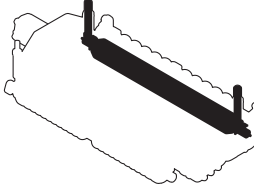
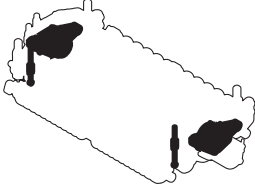
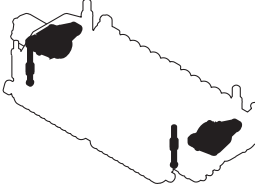
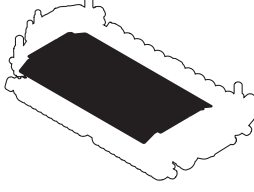
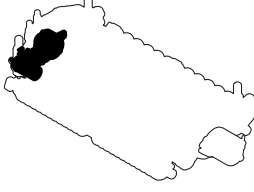
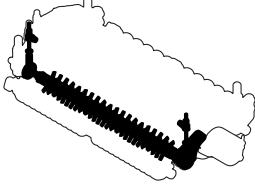

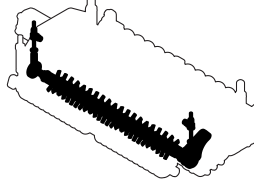

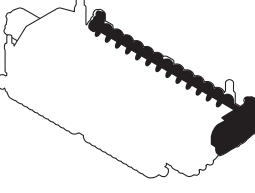

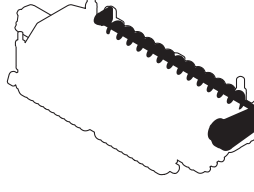
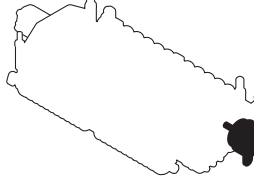
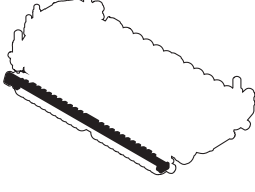

The following indication shows the connecting point of the part shown on the other page.



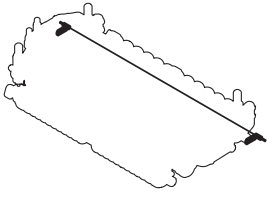
→ 1- A : Refer to the point A in the illustration of the section No.1

→ 2- A : Refer to the point A in the illustration of the section No.2

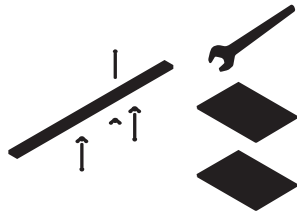
Contents

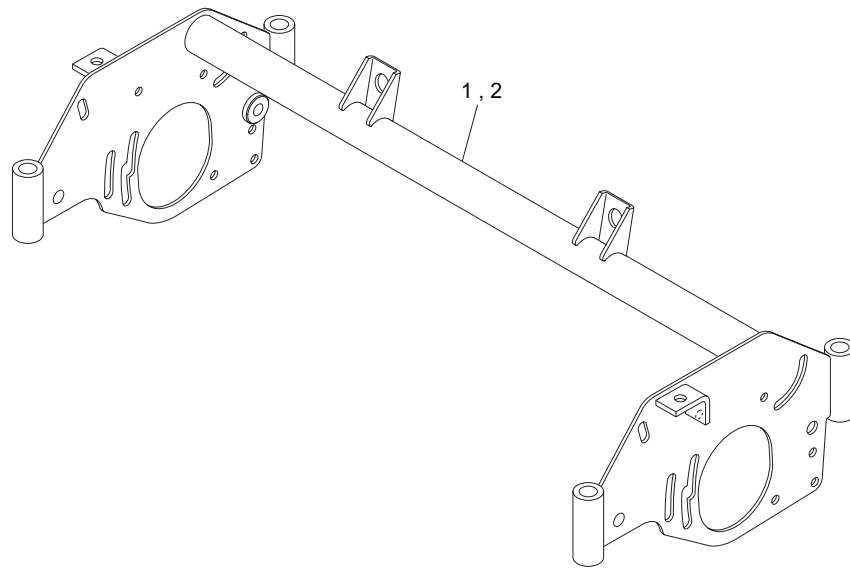
| | | | |
|--|---|--|--|
| <p>1.Frame section.....3</p>  | <p>2.Reel cutter section.....4</p>  | <p>3.Bed knife section5</p>  | <p>4.Front roller section.....6</p>  |
| <p>5.Rear roller section (motor on left side).....7</p>  | <p>6.Rear roller section (motor on right side)8</p>  | <p>7.Housing section (motor on left side).....9</p>  | <p>8.Housing section (motor on right side) 11</p>  |
| <p>9.Reel cover section (variable type).....13</p>  | <p>10.Groomer section A (motor on left side).....14</p>  | <p>11.Groomer section B (motor on left side).....16</p>  | <p>12.Groomer section A (motor on right side) 18</p>  |
| <p>13.Groomer section B (motor on right side)20</p>  | <p>A14.CR brush type B section (motor on left side,with Groomer) 22</p>  | <p>A15.CR brush type B section (motor on right side,with Groomer)..... 24</p>  | <p>B14.CR brush type A section (motor on left side).....26</p>  |
| <p>B15.CR brush type A section (motor on right side)28</p>  | <p>C15.CR brush type B section (Drive Ass'y).....30</p>  | <p>16.Front scraper section31</p>  | <p>A17.Rear scraper section (bar type)32</p>  |

B17.Rear scraper section
(wire type).....33



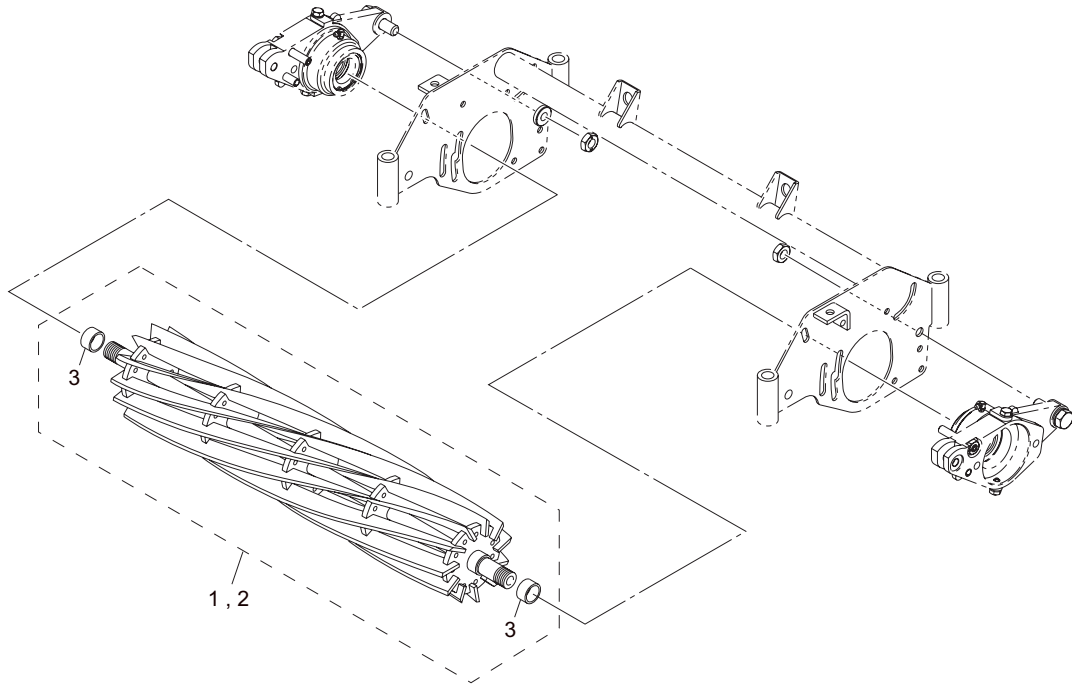
18.Accessory tool section....34





LH66_001_z00

| Cat No. | Code No. | Part name | Qty | | Remark | SN of application |
|---------|---------------|-----------------|------|------|----------------------------------|-------------------|
| | | | LH62 | LH66 | | |
| 1-1 | LH6290-0101ZR | FRAME, MOWER 22 | 1 | 0 | | |
| 1-2 | LH6690-0101ZR | FRAME, MOWER 26 | 0 | 1 | | |
| 1a-2 | LH6690-1101ZR | FRAME, MOWER 26 | 0 | 1 | available for rear grass catcher | |
| | | | | | | |
| | | | | | | |
| | | | | | | |
| | | | | | | |
| | | | | | | |
| | | | | | | |
| | | | | | | |

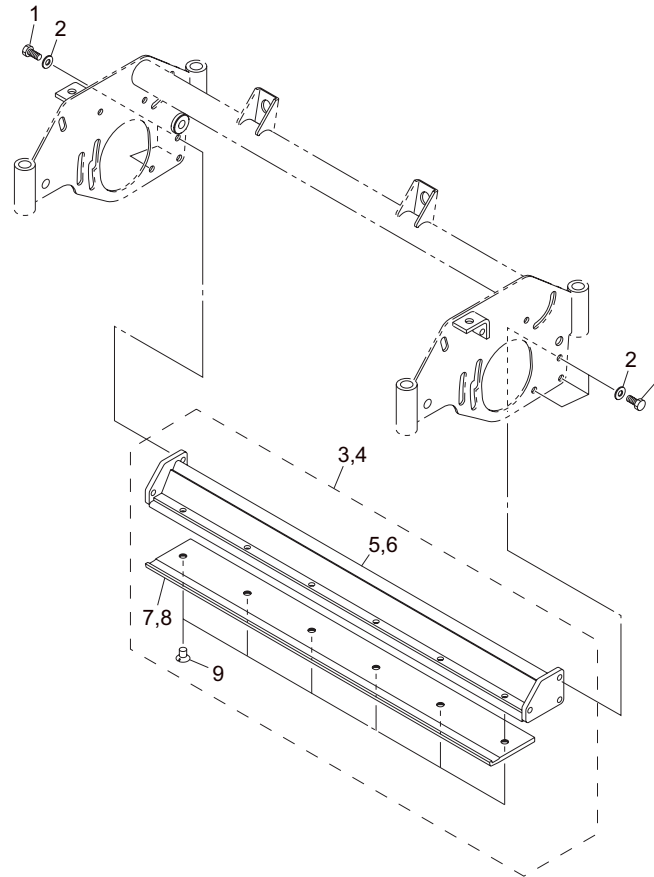


LH66_002_z00

| Cat No. | Code No. | Part name | Qty | | Remark | SN of application |
|---------|---------------|---------------------------|------|------|---------|-------------------|
| | | | LH62 | LH66 | | |
| 2-1 | LM2700-2114Z0 | REEL CUTTER ASSY 22-9 | 1 | 0 | 9-blade | |
| 2-2 | LM2700-0192Z0 | REEL CUTTER ASSY | 0 | 1 | 9-blade | |
| 2a-2 | LM2700-1302Z0 | REEL CUTTER ASSY, 26-7 | 0 | 1 | 7-blade | |
| 2-3 | K0737000080 | INNER RACE, NB LRTZ303518 | 2 | 2 | | |
| | | | | | | |
| | | | | | | |
| | | | | | | |
| | | | | | | |
| | | | | | | |
| | | | | | | |
| | | | | | | |

3.Bed knife section

LH62 • LH66

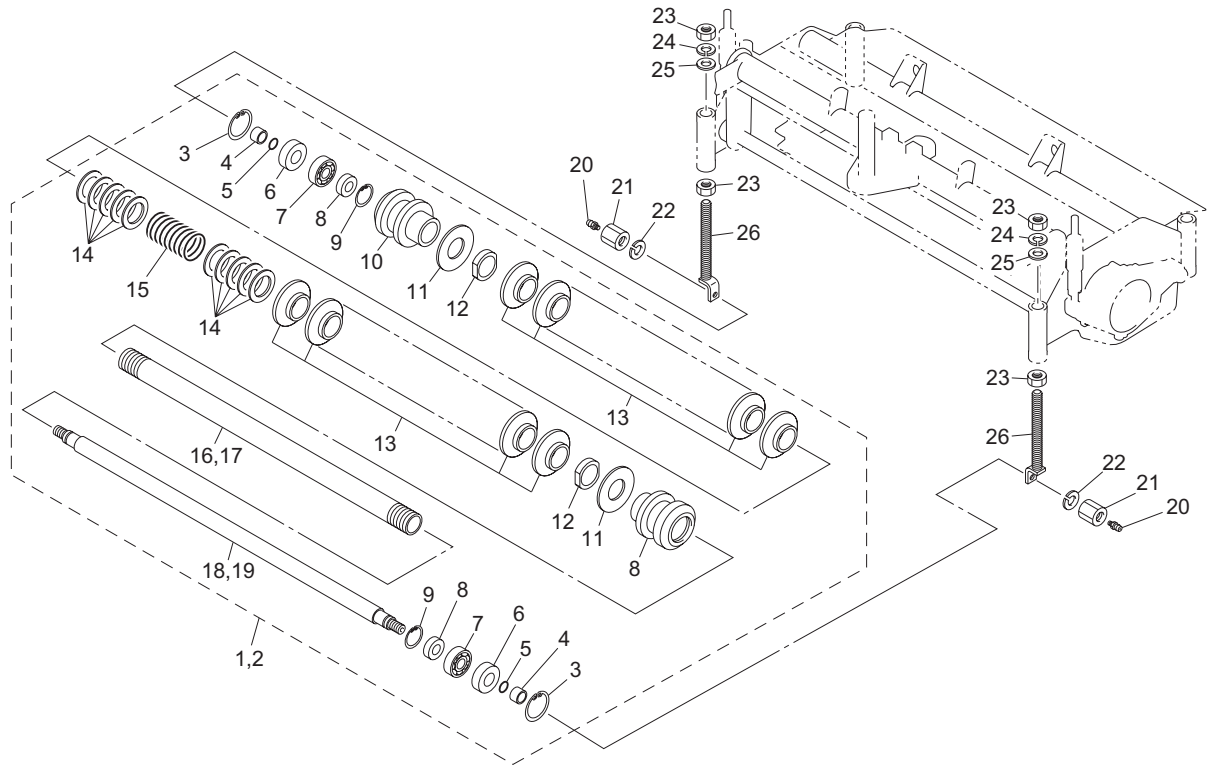


LH66_003_z00

| Cat No. | Code No. | Part name | Qty | | Remark | SN of application |
|---------|---------------|-----------------------------|------|------|--------|-------------------|
| | | | LH62 | LH66 | | |
| 3-1 | K0008100202 | BOLT, SMALL M10-20 | 6 | 6 | | |
| 3-2 | K0214100002 | WASHER, DISK SPRING L M10-2 | 6 | 6 | | |
| 3-3 | LH6290-0381Z0 | BEDKNIFE & BASE ASSY, 629.5 | 1 | 0 | 7.0mm | |
| 3a-3 | LH6290-0382Z0 | BEDKNIFE & BASE ASSY, 629.5 | 1 | 0 | 5.0mm | |
| 3-4 | LH6690-0381Z0 | BEDKNIFE & BASE ASSY, 732 | 0 | 1 | 7.0mm | |
| 3-5 | LH6290-0380ZR | BASE, BEDKNIFE 629.5 | 1 | 0 | | |
| 3-6 | LH6690-0380ZR | BASE, BEDKNIFE 732 | 0 | 1 | | |
| 3-7 | K2510000290 | BEDKNIFE, 7-87-559A | 1 | 0 | | |
| 3a-7 | K2510000280 | BEDKNIFE, 5.0-87-559 | 1 | 0 | | |
| 3-8 | K2510000030 | BEDKNIFE, 7-85-662 | 0 | 1 | | |
| 3a-8 | K2510000250 | BEDKNIFE, 5-87-662 | 0 | 1 | | |
| 3-9 | K0071001182 | SCREW, HT FLAT HEAD M10-16 | 6 | 6 | | |
| | | | | | | |
| | | | | | | |
| | | | | | | |
| | | | | | | |

4. Front roller section

LH62 • LH66

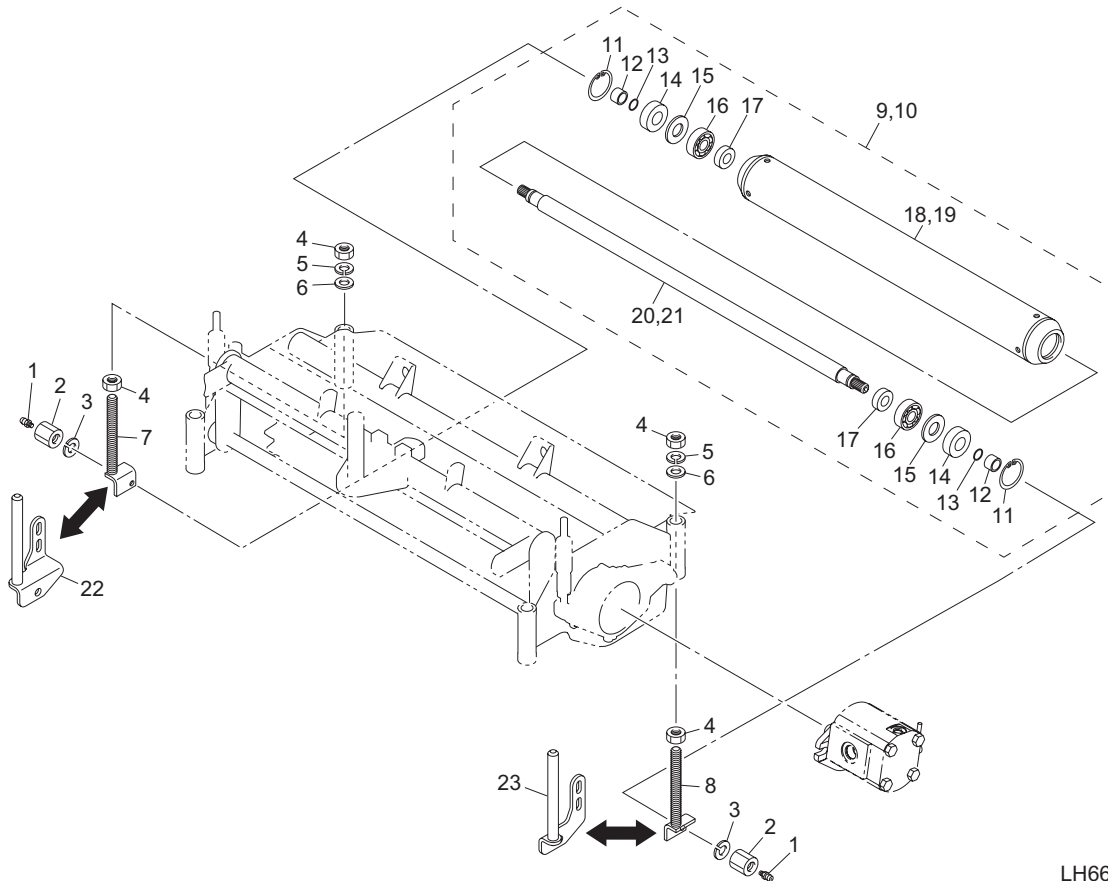


LH66_004_z00

| Cat No. | Code No. | Part name | Qty | | Remark | SN of application |
|---------|---------------|---------------------------------|------|------|----------------|-------------------|
| | | | LH62 | LH66 | | |
| 4-1 | LH6290-0602Z0 | ROLLER ASSY, 22 | 1 | 0 | | |
| 4-2 | LH6690-0602Z0 | ROLLER ASSY | 0 | 1 | | |
| 4-3 | K0402047001 | RING, RETAINING R M47 | 2 | 2 | | |
| 4-4 | K6219000580 | COLLAR, SUS M17-25-16 | 2 | 2 | | |
| 4-5 | K0885015000 | O-RING, S15 | 2 | 2 | | |
| 4-6 | K0822547080 | OIL SEAL, MHTA25478 | 2 | 2 | | |
| 4-7 | K0600063030 | BEARING, BALL 6303 | 2 | 2 | | |
| 4-8 | K0822235080 | OIL SEAL, MHTA22358 | 2 | 2 | | |
| 4-9 | K0402035001 | RING, RETAINING R M35 | 2 | 2 | | |
| 4-10 | LH6690-0601ZD | HOUSING, ROLLER | 2 | 2 | | |
| 4-11 | K510100061D | PLATE, ROUND 80 | 2 | 2 | | |
| 4-12 | K016000062D | NUT, M40 | 2 | 2 | | |
| 4-13 | K5920000120 | ROLLER, PLASTIC 80 | 14 | 18 | | |
| 4-14 | K5011040522 | WASHER, SPCC 1-40-52 | 10 | 10 | for adjustment | |
| 4-15 | K100000073D | SPRING, COMPRESSION M5-51-75 | 1 | 1 | | |
| 4-16 | LM2700-2109Z2 | PIPE, ROLLER 34.2-40504.7 | 1 | 0 | | |
| 4-17 | LM2700-0151Z2 | PIPE, ROLLER 34.2-40607.2 | 0 | 1 | | |
| 4-18 | LM2700-2107Z0 | SHAFT, ROLLER 22-646.5 | 1 | 0 | | |
| 4-19 | LM2700-0152Z0 | SHAFT, ROLLER 22-749 | 0 | 1 | | |
| 4-20 | K1440000010 | GREASE NIPPLE, STRAIGHT TYPE A | 2 | 2 | | |
| 4-21 | K0160000652 | NUT, SPECIAL M14-30 | 2 | 2 | | |
| 4-22 | K0200140002 | WASHER, SPRING M14 | 2 | 2 | | |
| 4-23 | K0108180002 | NUT, P1.5 M18-3 | 4 | 4 | | |
| 4-24 | K0200180002 | WASHER, SPRING M18 | 2 | 2 | | |
| 4-25 | K5012018282 | WASHER, SPCC 2-18-28 | 2 | 2 | | |
| 4-26 | LM2700-0137Z2 | SCREW, ADJUSTING CUTTING HEIGHT | 2 | 2 | | |

5.Rear roller section (motor on left side)

LH62 • LH66

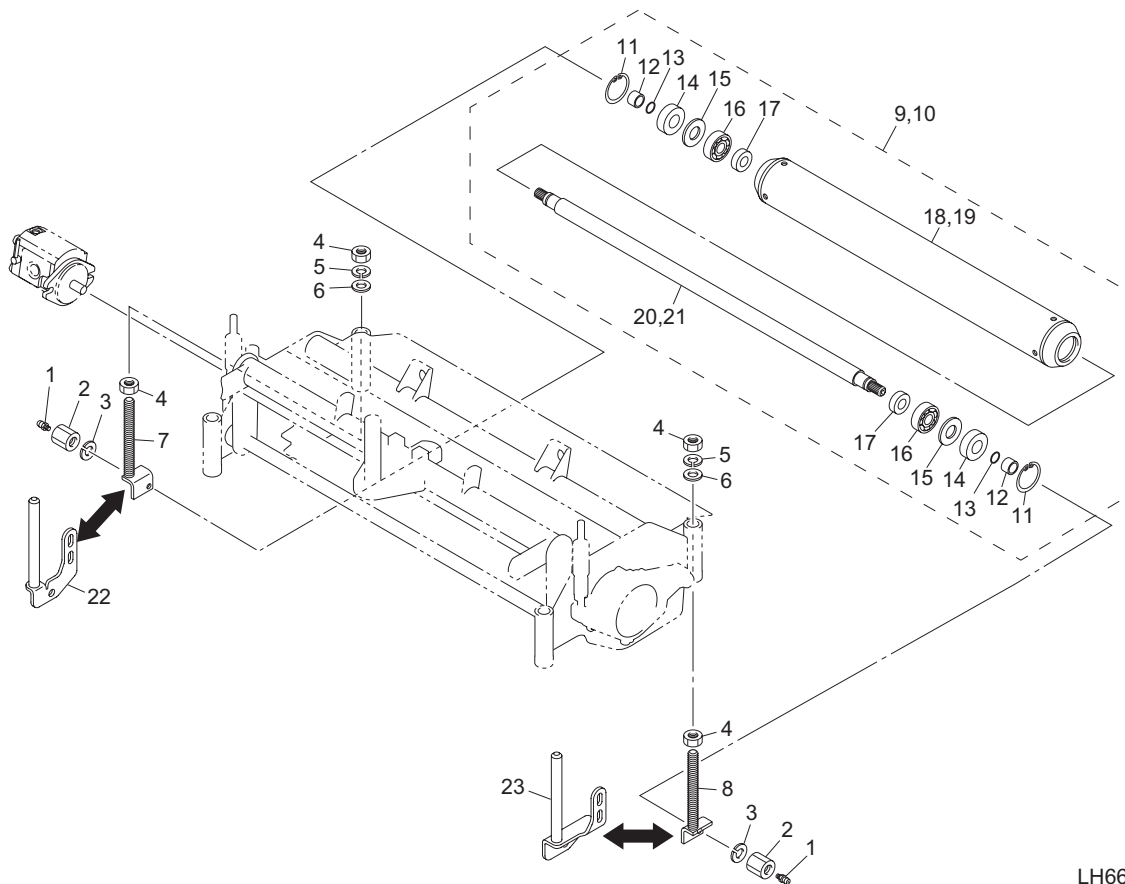


LH66_005_z00

| Cat No. | Code No. | Part name | Qty | | Remark | SN of application |
|---------|---------------|--------------------------------------|------|------|--------------|-------------------|
| | | | LH62 | LH66 | | |
| 5-1 | K144000010 | GREASE NIPPLE, STRAIGHT TYPE A | 2 | 2 | | |
| 5-2 | K0160000652 | NUT, SPECIAL M14-30 | 2 | 2 | | |
| 5-3 | K0200140002 | WASHER, SPRING M14 | 2 | 2 | | |
| 5-4 | K0108180002 | NUT, P1.5 M18-3 | 4 | 4 | | |
| 5-5 | K0200180002 | WASHER, SPRING M18 | 2 | 2 | | |
| 5-6 | K5012018282 | WASHER, SPCC 2-18-28 | 2 | 2 | | |
| 5-7 | LM2700-0161Z2 | SCREW, ADJUSTING CUTTING HEIGHT (RH) | 1 | 1 | | |
| 5-8 | LM2700-0162Z2 | SCREW, ADJUSTING CUTTING HEIGHT (LH) | 1 | 1 | | |
| 5-9 | LM2700-2117Z0 | ROLLER ASSY, 22 | 1 | 0 | | |
| 5-10 | LM2700-0193Z0 | ROLLER ASSY | 0 | 1 | | |
| 5-11 | K0402047001 | RING, RETAINING R M47 | 2 | 2 | | |
| 5-12 | K6219000580 | COLLAR, SUS M17-25-16 | 2 | 2 | | |
| 5-13 | K0885015000 | O-RING, S15 | 2 | 2 | | |
| 5-14 | K0822547080 | OIL SEAL, MHSA25478 | 2 | 2 | | |
| 5-15 | K5090000802 | WASHER, SPHC 3.2-40-47 | 2 | 2 | | |
| 5-16 | K0600063030 | BEARING, BALL 6303 | 2 | 2 | | |
| 5-17 | K0822235080 | OIL SEAL, MHSA22358 | 2 | 2 | | |
| 5-18 | LM2700-2108ZD | ROLLER, 76.2-593.5 | 1 | 0 | | |
| 5-19 | LM2700-0154ZD | ROLLER, 76.2-696 | 0 | 1 | | |
| 5-20 | LM2700-2107Z0 | SHAFT, ROLLER 22-646.5 | 1 | 0 | | |
| 5-21 | LM2700-0152Z0 | SHAFT, ROLLER 22-749 | 0 | 1 | | |
| 5-22 | LH669L-0802Z2 | SCREW, ADJUSTING CUTTING HEIGHT (RH) | 1 | 1 | for CR brush | |
| 5-23 | LH669L-0801Z2 | SCREW, ADJUSTING CUTTING HEIGHT (LH) | 1 | 1 | for CR brush | |

6.Rear roller section (motor on right side)

LH62 • LH66

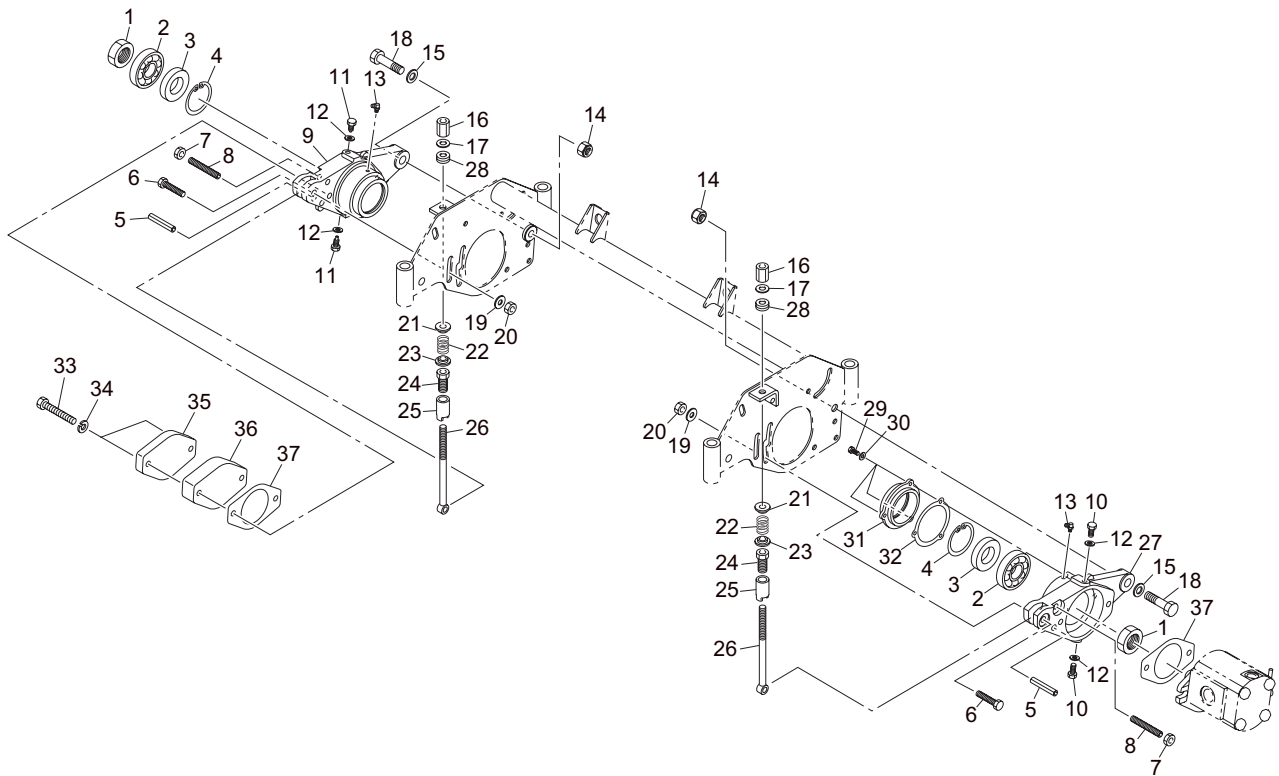


LH66_006_z01

| Cat No. | Code No. | Part name | Qty | | Remark | SN of application |
|---------|---------------|--------------------------------------|------|------|--------------|-------------------|
| | | | LH62 | LH66 | | |
| 6-1 | K144000010 | GREASE NIPPLE, STRAIGHT TYPE A | 2 | 2 | | |
| 6-2 | K0160000652 | NUT, SPECIAL M14-30 | 2 | 2 | | |
| 6-3 | K0200140002 | WASHER, SPRING M14 | 2 | 2 | | |
| 6-4 | K0108180002 | NUT, P1.5 M18-3 | 4 | 4 | | |
| 6-5 | K0200180002 | WASHER, SPRING M18 | 2 | 2 | | |
| 6-6 | K5012018282 | WASHER, SPCC 2-18-28 | 2 | 2 | | |
| 6-7 | LM2700-0161Z2 | SCREW, ADJUSTING CUTTING HEIGHT (RH) | 1 | 1 | | |
| 6-8 | LM2700-0162Z2 | SCREW, ADJUSTING CUTTING HEIGHT (LH) | 1 | 1 | | |
| 6-9 | LM2700-2117Z0 | ROLLER ASSY, 22 | 1 | 0 | | |
| 6-10 | LM2700-0193Z0 | ROLLER ASSY | 0 | 1 | | |
| 6-11 | K0402047001 | RING, RETAINING R M47 | 2 | 2 | | |
| 6-12 | K6219000580 | COLLAR, SUS M17-25-16 | 2 | 2 | | |
| 6-13 | K0885015000 | O-RING, S15 | 2 | 2 | | |
| 6-14 | K0822547080 | OIL SEAL, MHSA25478 | 2 | 2 | | |
| 6-15 | K5090000802 | WASHER, SPHC 3.2-40-47 | 2 | 2 | | |
| 6-16 | K0600063030 | BEARING, BALL 6303 | 2 | 2 | | |
| 6-17 | K0822235080 | OIL SEAL, MHSA22358 | 2 | 2 | | |
| 6-18 | LM2700-2108ZD | ROLLER, 76.2-593.5 | 1 | 0 | | |
| 6-19 | LM2700-0154ZD | ROLLER, 76.2-696 | 0 | 1 | | |
| 6-20 | LM2700-2107Z0 | SHAFT, ROLLER 22-646.5 | 1 | 0 | | |
| 6-21 | LM2700-0152Z0 | SHAFT, ROLLER 22-749 | 0 | 1 | | |
| 6-22 | LH669R-0801Z2 | SCREW, ADJUSTING CUTTING HEIGHT (RH) | 1 | 1 | for CR brush | |
| 6-23 | LH669R-0802Z2 | SCREW, ADJUSTING CUTTING HEIGHT (LH) | 1 | 1 | for CR brush | |

7.Housing section (motor on left side)

LH62 • LH66

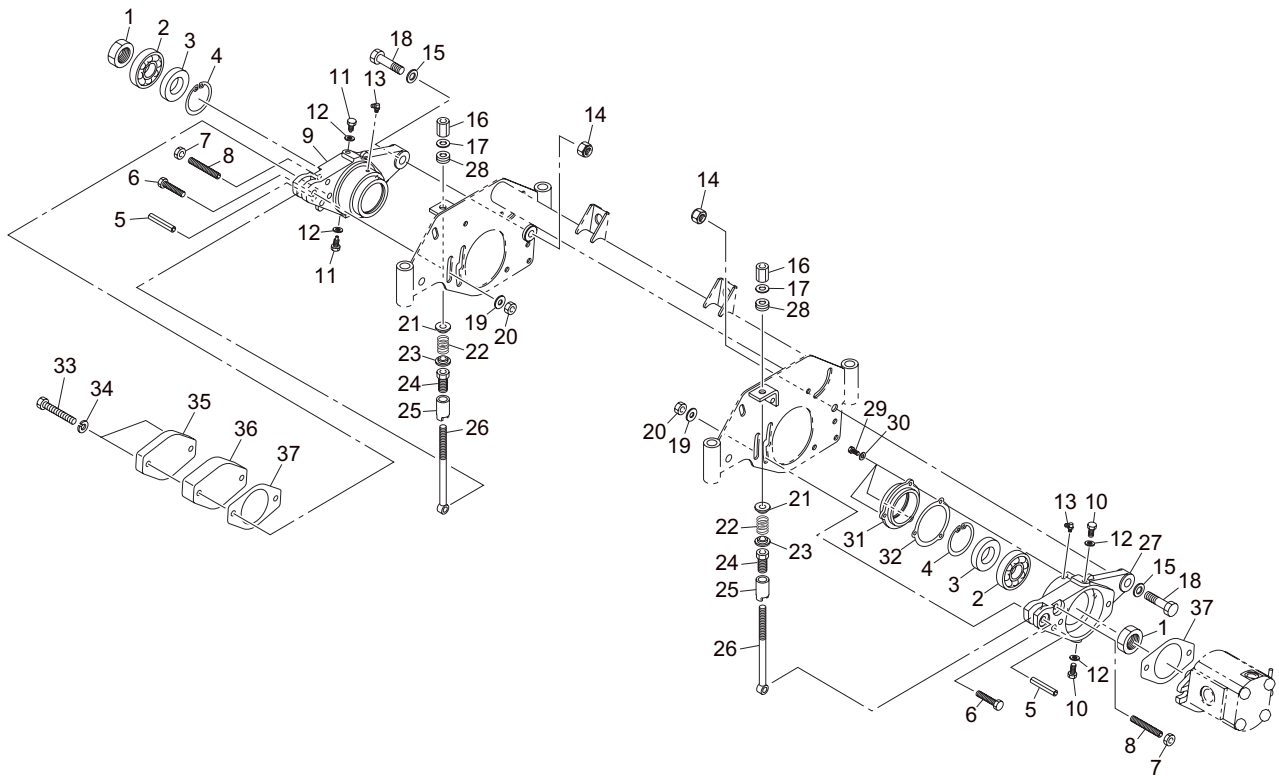


LH66_007_z00

| Cat No. | Code No. | Part name | Qty | | Remark | SN of application |
|---------|---------------|--------------------------------|------|------|-------------------|-------------------|
| | | | LH62 | LH66 | | |
| 7-1 | LM2700-0142Z2 | NUT, SMALL M30 P2 | 2 | 2 | | |
| 7-2 | K0610062060 | BEARING, BALL SEAL RD 6206 | 2 | 2 | | |
| 7-3 | K0823552110 | OIL SEAL, MHSA355211 | 2 | 2 | | |
| 7-4 | K0402052001 | RING, RETAINING R M52 | 2 | 2 | | |
| 7-5 | K0320100501 | PIN, SPRING M10-50 | 2 | 2 | | |
| 7-6 | K0003100502 | BOLT, M10-50 | 2 | 2 | | |
| 7-7 | K0102100002 | NUT, M10-3 | 2 | 2 | | |
| 7-8 | K0028100600 | SETSCREW, SUS M10-60 | 2 | 2 | | |
| 7-9 | LM2700-0149Z0 | HOUSING, REEL (RH) | 1 | 1 | | |
| 7-10 | K0000080102 | BOLT, M8-10 | 2 | 2 | on to the motor | |
| 7-11 | LM2700-0146A2 | BOLT, STOP | 2 | 2 | on to the groomer | |
| 7-12 | K0922080000 | SEAL, WASHER 8WF | 4 | 4 | | |
| 7-13 | K1440000020 | GREASE NIPPLE, 90 DEG TYPE C | 2 | 2 | | |
| 7-14 | K0105140002 | NUT, P1.5 M14-3 | 2 | 2 | | |
| 7-15 | K5012314252 | WASHER, SPCC 2.3-14-25 | 2 | 2 | | |
| 7-16 | LM56G--0506Z2 | NUT, HIGH M10-17-35 P1.0 | 2 | 2 | | |
| 7-17 | K5051010160 | WASHER, C5191P 1-10-16 | 2 | 2 | | |
| 7-18 | K0071001132 | BOLT, AXIS | 2 | 2 | | |
| 7-19 | K5073210242 | WASHER, SPHC 3.2-10-24 | 2 | 2 | | |
| 7-20 | K0144100002 | NUT, W/F-RING M10 | 2 | 2 | | |
| 7-21 | K6206000172 | RECEIVER, SPRING | 2 | 2 | | |
| 7-22 | K1000000618 | SPRING, COMPRESSION M5-25-35 | 2 | 2 | | |
| 7-23 | K6206000052 | RECEIVER, FOR SPRING | 2 | 2 | | |
| 7-24 | LM535E-1335Z2 | PIPE, W/CUTTER ADJUSTING SCREW | 2 | 2 | | |
| 7-25 | LM535E-1334Z2 | PIPE, ADJUSTING | 2 | 2 | | |
| 7-26 | K6511000042 | BOLT, ADJUSTING CUTTER 170 | 2 | 2 | | |
| 7-27 | LM2700-0148Z0 | HOUSING, REEL (LH) | 1 | 1 | | |
| 7-28 | K5090000820 | WASHER, SPHERICAL M10 | 2 | 2 | | |
| 7-29 | K0000060152 | BOLT, M6-15 | 3 | 3 | | |
| 7-30 | K0212060002 | WASHER, DISK SPRING L M6-1 | 3 | 3 | | |

7.Housing section (motor on left side)

LH62 • LH66

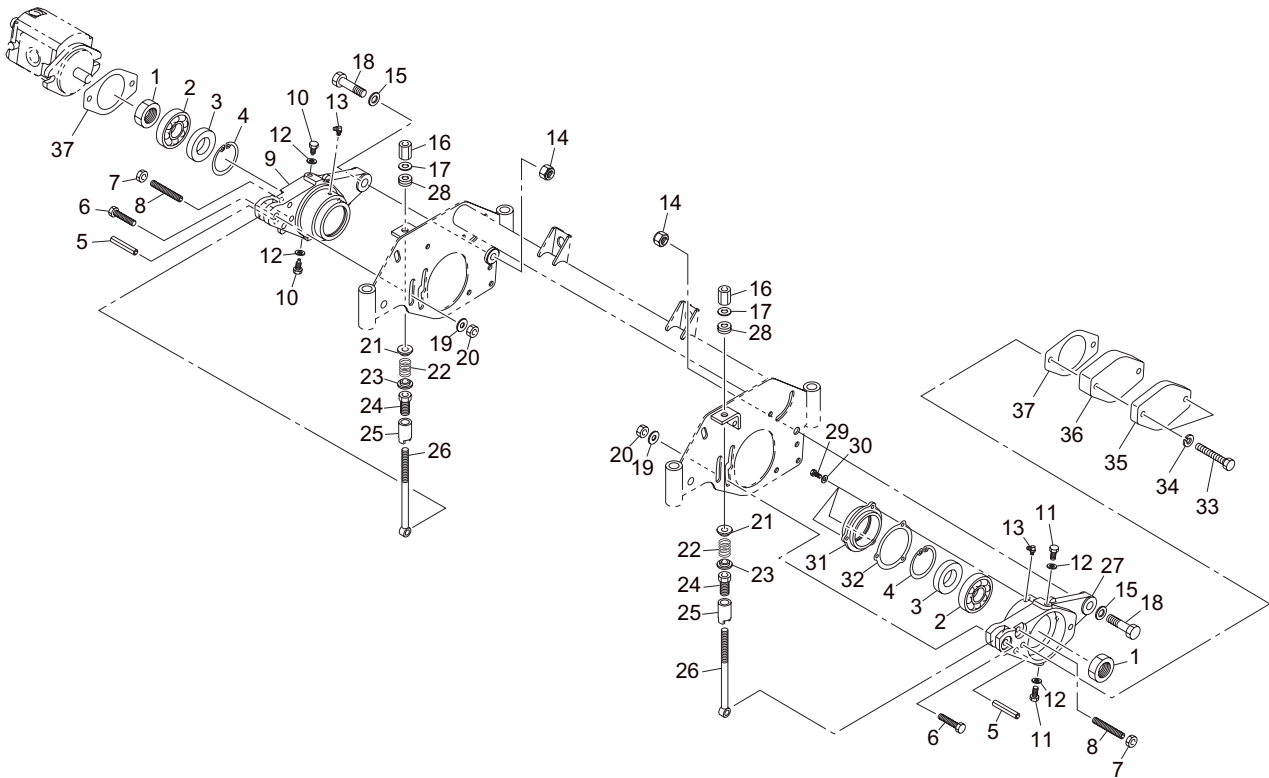


LH66_007_z00

| Cat No. | Code No. | Part name | Qty | | Remark | SN of application |
|---------|---------------|---------------------|------|------|--------|-------------------|
| | | | LH62 | LH66 | | |
| 7-31 | LM2700-0150Z0 | COVER, HOUSING | 1 | 1 | | |
| 7-32 | LM2700-0130Z0 | PACKING, REEL | 1 | 1 | | |
| 7-33 | K0000100702 | BOLT, M10-70 | 2 | 2 | | |
| 7-34 | K0200100002 | WASHER, SPRING M10 | 2 | 2 | | |
| 7-35 | K690300017D | COVER, REEL HOUSING | 1 | 1 | | |
| 7-36 | LM2700-1201ZD | WEIGHT, MOWER | 1 | 1 | | |
| 7-37 | K4011000290 | PACKING, OIL-SHEET | 2 | 2 | | |
| | | | | | | |
| | | | | | | |
| | | | | | | |
| | | | | | | |

8.Housing section (motor on right side)

LH62 • LH66

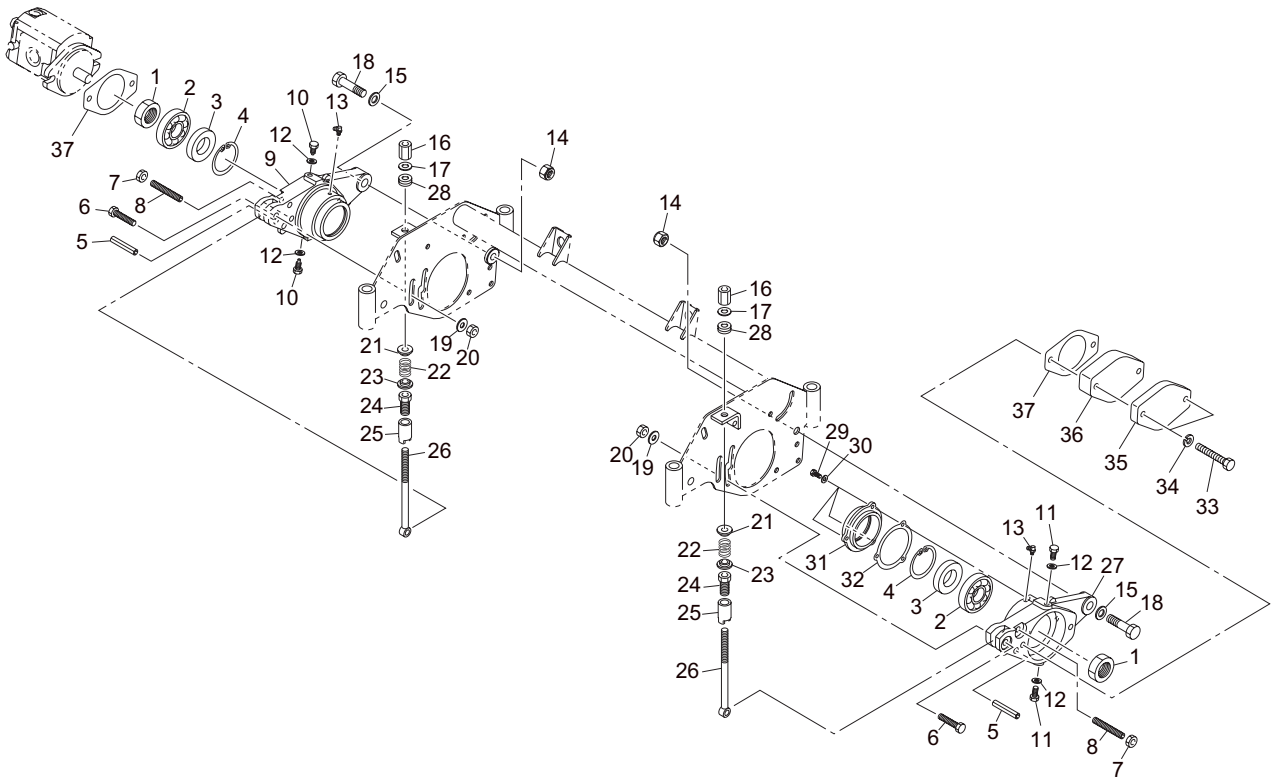


LH66_008_z00

| Cat No. | Code No. | Part name | Qty | | Remark | SN of application |
|---------|---------------|--------------------------------|------|------|-------------------|-------------------|
| | | | LH62 | LH66 | | |
| 8-1 | LM2700-0142Z2 | NUT, SMALL M30 P2 | 2 | 2 | | |
| 8-2 | K0610062060 | BEARING, BALL SEAL RD 6206 | 2 | 2 | | |
| 8-3 | K0823552110 | OIL SEAL, MHTSA355211 | 2 | 2 | | |
| 8-4 | K0402052001 | RING, RETAINING R M52 | 2 | 2 | | |
| 8-5 | K0320100501 | PIN, SPRING M10-50 | 2 | 2 | | |
| 8-6 | K0003100502 | BOLT, M10-50 | 2 | 2 | | |
| 8-7 | K0102100002 | NUT, M10-3 | 2 | 2 | | |
| 8-8 | K0028100600 | SETSCREW, SUS M10-60 | 2 | 2 | | |
| 8-9 | LM2700-0149Z0 | HOUSING, REEL (RH) | 1 | 1 | | |
| 8-10 | K0000080102 | BOLT, M8-10 | 2 | 2 | on to the motor | |
| 8-11 | LM2700-0146A2 | BOLT, STOP | 2 | 2 | on to the groomer | |
| 8-12 | K0922080000 | SEAL, WASHER 8WF | 4 | 4 | | |
| 8-13 | K1440000020 | GREASE NIPPLE, 90 DEG TYPE C | 2 | 2 | | |
| 8-14 | K0105140002 | NUT, P1.5 M14-3 | 2 | 2 | | |
| 8-15 | K5012314252 | WASHER, SPCC 2.3-14-25 | 2 | 2 | | |
| 8-16 | LM56G--0506Z2 | NUT, HIGH M10-17-35 P1.0 | 2 | 2 | | |
| 8-17 | K5051010160 | WASHER, C5191P 1-10-16 | 2 | 2 | | |
| 8-18 | K0071001132 | BOLT, AXIS | 2 | 2 | | |
| 8-19 | K5073210242 | WASHER, SPHC 3.2-10-24 | 2 | 2 | | |
| 8-20 | K0144100002 | NUT, W/F-RING M10 | 2 | 2 | | |
| 8-21 | K6206000172 | RECEIVER, SPRING | 2 | 2 | | |
| 8-22 | K1000000618 | SPRING, COMPRESSION M5-25-35 | 2 | 2 | | |
| 8-23 | K6206000052 | RECEIVER, FOR SPRING | 2 | 2 | | |
| 8-24 | LM535E-1335Z2 | PIPE, W/CUTTER ADJUSTING SCREW | 2 | 2 | | |
| 8-25 | LM535E-1334Z2 | PIPE, ADJUSTING | 2 | 2 | | |
| 8-26 | K6511000042 | BOLT, ADJUSTING CUTTER 170 | 2 | 2 | | |
| 8-27 | LM2700-0148Z0 | HOUSING, REEL (LH) | 1 | 1 | | |
| 8-28 | K5090000820 | WASHER, SPHERICAL M10 | 2 | 2 | | |
| 8-29 | K0000060152 | BOLT, M6-15 | 3 | 3 | | |
| 8-30 | K0212060002 | WASHER, DISK SPRING L M6-1 | 3 | 3 | | |

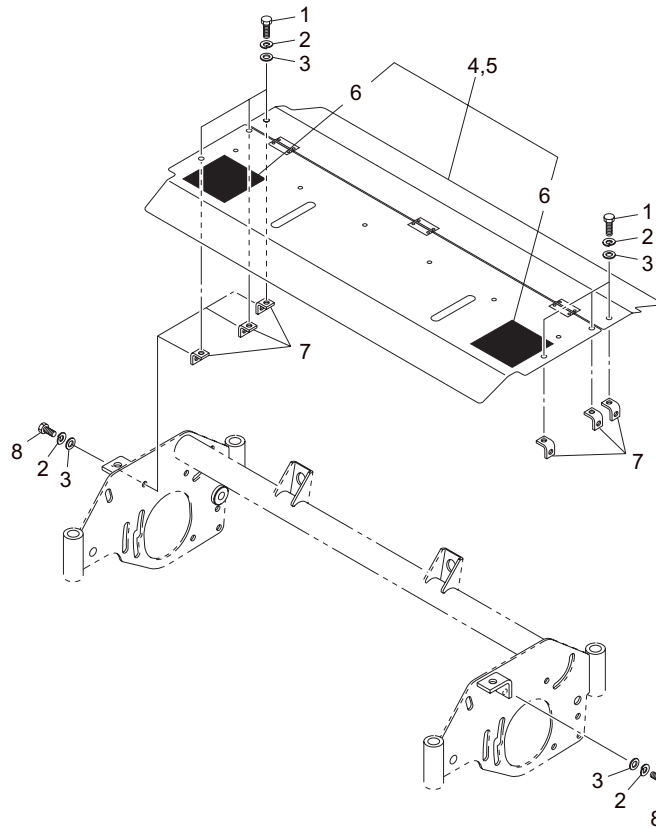
8.Housing section (motor on right side)

LH62 • LH66



LH66_008_z00

| Cat No. | Code No. | Part name | Qty | | Remark | SN of application |
|---------|---------------|---------------------|------|------|--------|-------------------|
| | | | LH62 | LH66 | | |
| 8-31 | LM2700-0150Z0 | COVER, HOUSING | 1 | 1 | | |
| 8-32 | LM2700-0130Z0 | PACKING, REEL | 1 | 1 | | |
| 8-33 | K0000100702 | BOLT, M10-70 | 2 | 2 | | |
| 8-34 | K0200100002 | WASHER, SPRING M10 | 2 | 2 | | |
| 8-35 | K690300017D | COVER, REEL HOUSING | 1 | 1 | | |
| 8-36 | LM2700-1201ZD | WEIGHT, MOWER | 1 | 1 | | |
| 8-37 | K4011000290 | PACKING, OIL-SHEET | 2 | 2 | | |
| | | | | | | |
| | | | | | | |
| | | | | | | |
| | | | | | | |
| | | | | | | |

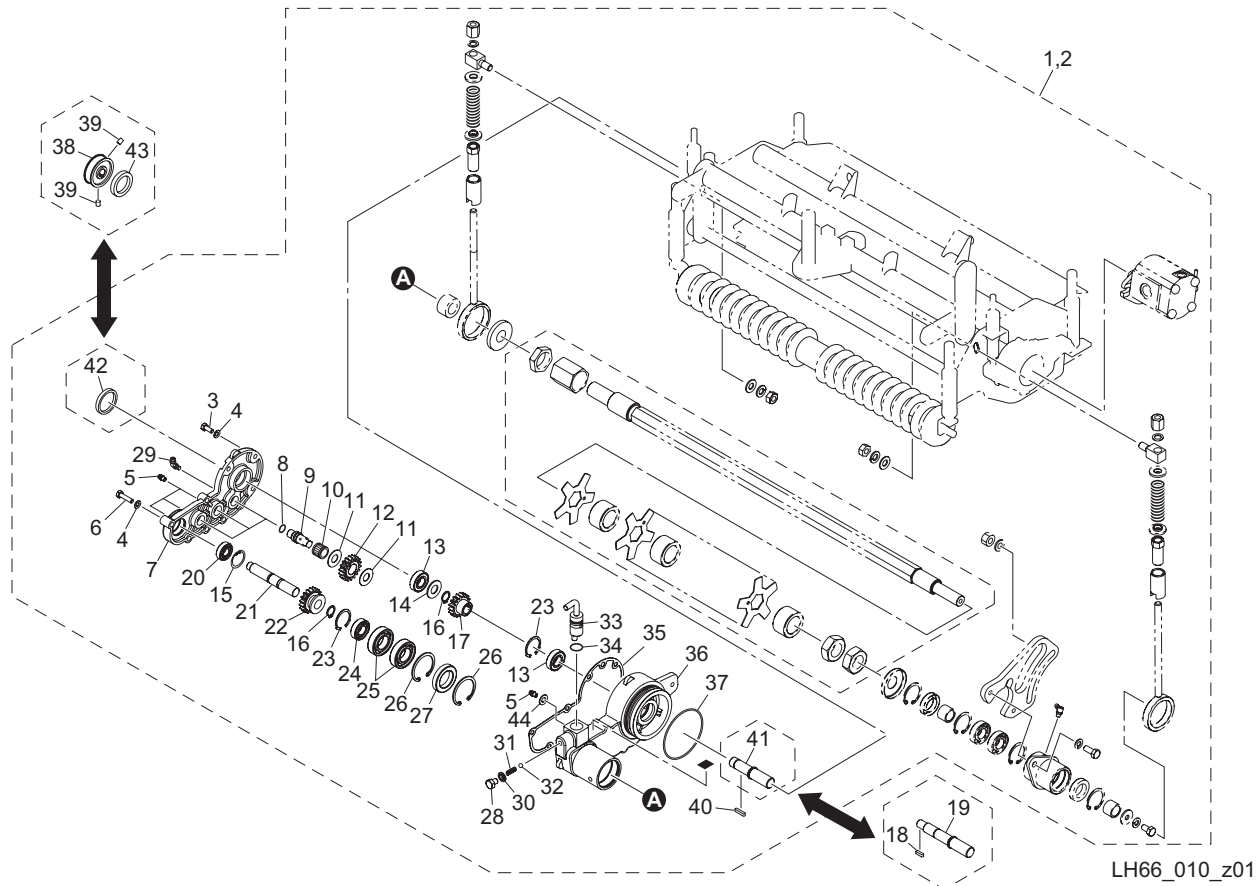


LH66_009_z00

| Cat No. | Code No. | Part name | Qty | | Remark | SN of application |
|---------|---------------|------------------------------|------|------|--------|-------------------|
| | | | LH62 | LH66 | | |
| 9-1 | K0000080102 | BOLT, M8-10 | 6 | 6 | | |
| 9-2 | K0200080002 | WASHER, SPRING M8 | 12 | 12 | | |
| 9-3 | K5000080002 | WASHER, M8 | 12 | 12 | | |
| 9-4 | LH6290-0510A0 | COVER COMP, CUTTER 22 | 1 | 0 | | |
| 9-5 | LH6690-0510A0 | COVER COMP, CUTTER | 0 | 1 | | |
| 9-6 | K4205001600 | DECAL, CAUTION TO MUTILATION | 2 | 2 | | |
| 9-7 | LM2700-0139ZR | PLATE, MOUNTING COVER | 6 | 6 | | |
| 9-8 | K0000080152 | BOLT, M8-15 | 6 | 6 | | |
| | | | | | | |
| | | | | | | |
| | | | | | | |
| | | | | | | |
| | | | | | | |

10.Groomer section A (motor on left side)

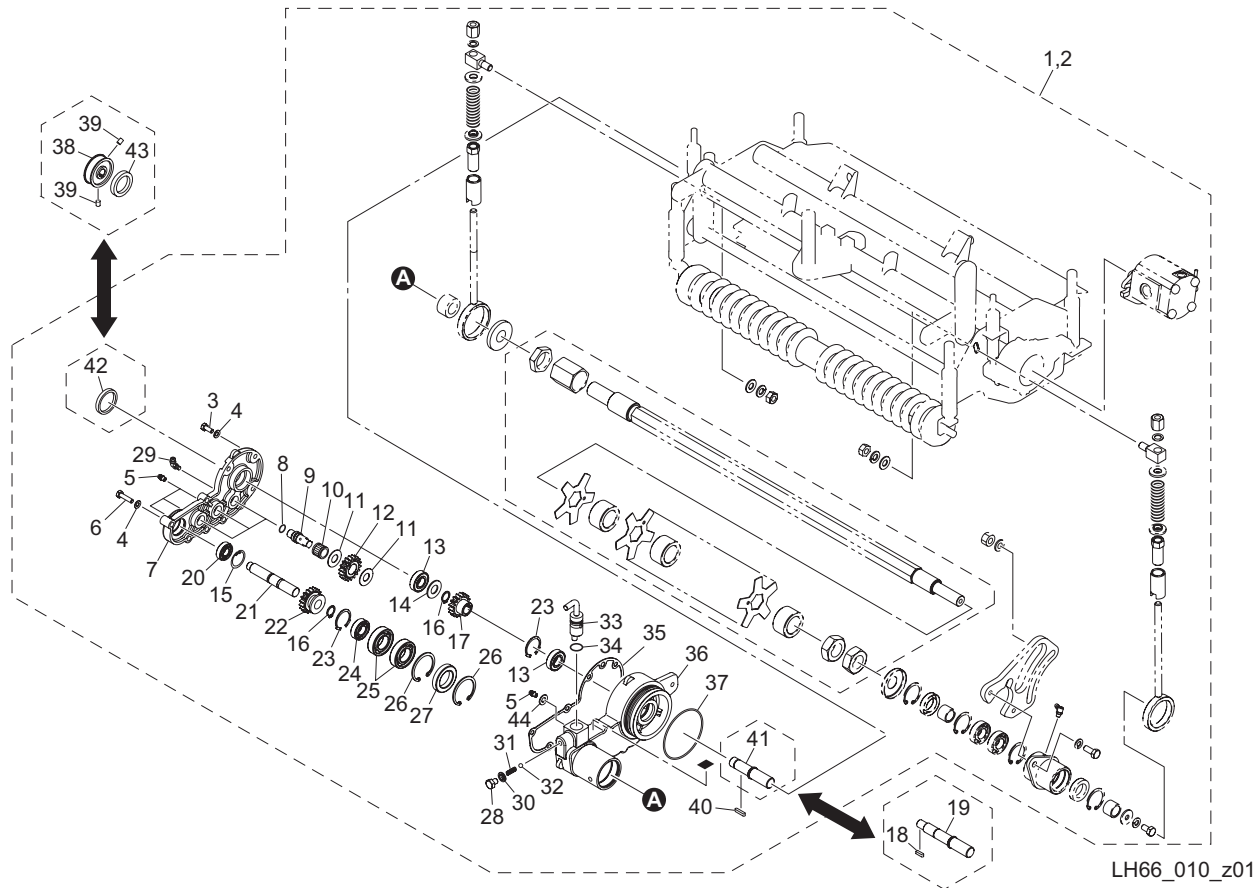
LH62 • LH66



| Cat No. | Code No. | Part name | Qty | | Remark | SN of application |
|---------|---------------|--------------------------------|------|------|------------------------|-------------------|
| | | | LH62 | LH66 | | |
| 10-1 | LH629L-1190Z0 | GROOMER & GEAR ASSY (LH) | 1 | 0 | for Groomer | |
| 10-2 | LH669L-1190Z0 | GROOMER & GEAR ASSY (LH) | 0 | 1 | for Groomer | |
| 10-3 | K0000060152 | BOLT, M6-15 | 3 | 3 | | |
| 10-4 | K0212060002 | WASHER, DISK SPRING L M6-1 | 8 | 8 | | |
| 10-5 | K1440000010 | GREASE NIPPLE, STRAIGHT TYPE A | 4 | 4 | | |
| 10-6 | K0000060302 | BOLT, M6-30 | 5 | 5 | | |
| 10-7 | LH669L-1302Z0 | COVER, GROOMER (RH) | 1 | 1 | | |
| 10-8 | K0885014000 | O-RING, S14 | 3 | 3 | | |
| 10-9 | LM2700-0111Z0 | COUNTERSHAFT | 3 | 3 | | |
| 10-10 | K0701317120 | BEARING, NEEDLE KT131712 | 3 | 3 | | |
| 10-11 | K5051013280 | WASHER, C5191P 1-13-28 | 6 | 6 | | |
| 10-12 | K6186000030 | GEAR, 18-TEETH | 3 | 3 | | |
| 10-13 | K0612060020 | BEARING, BALL SEAL 2RD 6002 | 2 | 2 | | |
| 10-14 | K5051015220 | WASHER, C5191P 1-15-22 | 1 | 1 | | |
| 10-15 | K0402028001 | RING, RETAINING R M28 | 1 | 1 | | |
| 10-16 | K0401015001 | RING, RETAINING S M15 | 2 | 2 | | |
| 10-17 | LH669L-1305Z0 | GEAR, 17-TEETH | 1 | 1 | | |
| 10-18 | K0520404140 | KEY, ROUND/SQUARE, M4-414 | 1 | 1 | for Groomer + CR brush | |
| 10-19 | LH669L-1304Z0 | SHAFT, DRIVE | 1 | 1 | for Groomer + CR brush | |
| 10-20 | K0600060010 | BEARING, BALL 6001 | 1 | 1 | | |
| 10-21 | LH669L-1303Z0 | SHAFT, SPLINE OUTPUT | 1 | 1 | | |
| 10-22 | LM2700-0110Z0 | GEAR, CLUTCH 18-TEETH | 1 | 1 | | |
| 10-23 | K0404032001 | RING, RETAINING ROUND R M32 | 2 | 2 | | |
| 10-24 | K0600060020 | BEARING, 6002 | 1 | 1 | | |
| 10-25 | K0600060220 | BEARING, 60/22 | 2 | 2 | | |
| 10-26 | K0402045001 | RING, RETAINING R M45 | 2 | 2 | | |
| 10-27 | K0822844080 | OIL SEAL, MHSA28448 | 1 | 1 | | |
| 10-28 | K0000080102 | BOLT, M8-10 | 1 | 1 | | |
| 10-29 | K1440000020 | GREASE NIPPLE, 90 DEG TYPE C | 1 | 1 | | |
| 10-30 | K0922080000 | SEAL, WASHER 8WF | 1 | 1 | | |

10.Groomer section A (motor on left side)

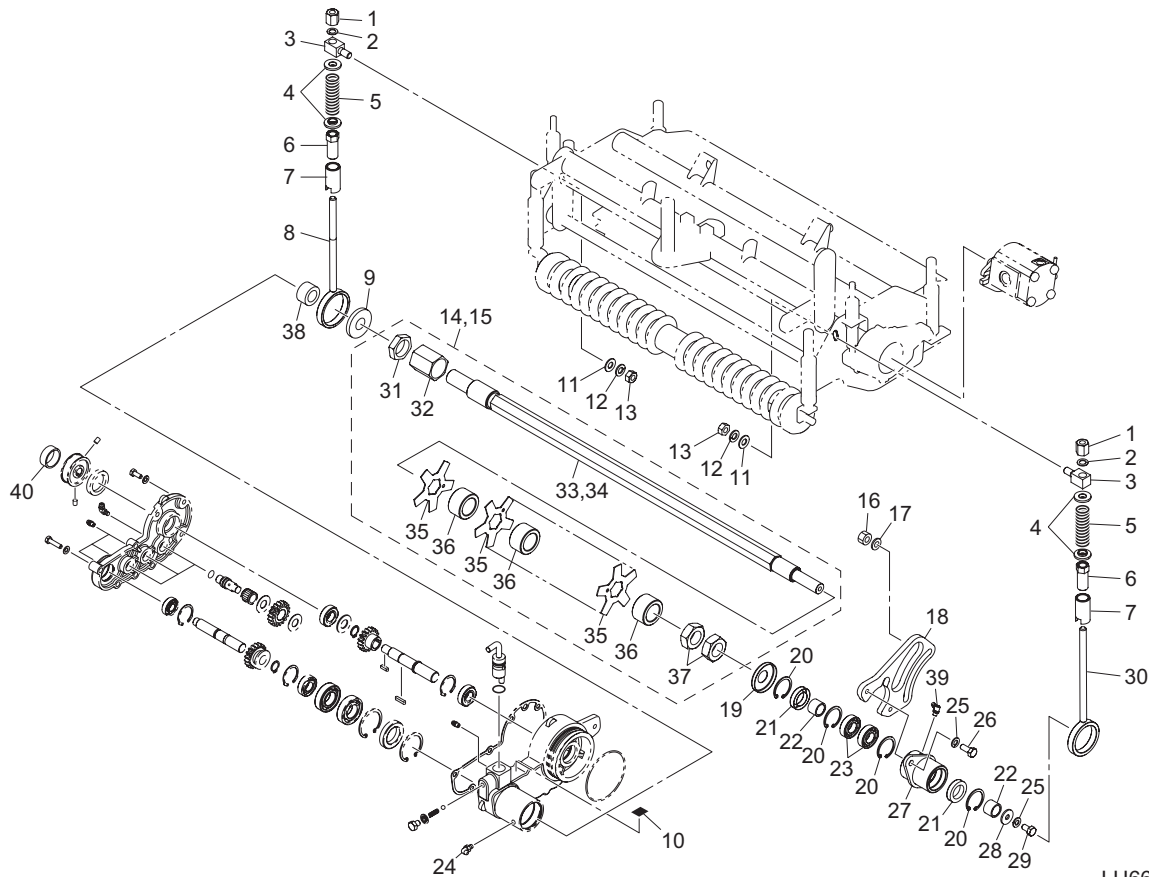
LH62 • LH66



| Cat No. | Code No. | Part name | Qty | | Remark | SN of application |
|---------|---------------|-----------------------------|------|------|------------------------|-------------------|
| | | | LH62 | LH66 | | |
| 10-31 | K1000000090 | SPRING, COMPRESSION M1-6-18 | 1 | 1 | | |
| 10-32 | K1500635000 | BALL, STEEL 6.35 | 1 | 1 | | |
| 10-33 | LH669L-1306Z8 | LEVER, CLUTCH (RH) | 1 | 1 | | |
| 10-34 | K0880015000 | O-RING, P15 | 1 | 1 | | |
| 10-35 | LM2700-0129A0 | PACKING, GROOMER | 1 | 1 | | |
| 10-36 | LH669L-1301Z0 | CASE, GROOMER (RH) | 1 | 1 | | |
| 10-37 | K0885080000 | O-RING, S80 | 1 | 1 | | |
| 10-38 | LM2700-4106Z2 | PULLEY, DRIVING | 1 | 1 | for Groomer + CR brush | |
| 10-39 | K0023050081 | SETSCREW, M5-8 | 2 | 2 | for Groomer + CR brush | |
| 10-40 | K0500404180 | KEY, BOTH ROUND M4-418 | 1 | 1 | | |
| 10-41 | LH669L-1101Z0 | SHAFT, DRIVE | 1 | 1 | for Groomer | |
| 10-42 | K0890000030 | CAP, RUBBER 25 | 1 | 1 | for Groomer | |
| 10-43 | K0821525070 | OIL SEAL, MHS15257 | 1 | 1 | for Groomer + CR brush | |
| 10-44 | K0200060002 | WASHER, SPRING M6 | 1 | 1 | | |
| | | | | | | |
| | | | | | | |
| | | | | | | |

11.Groomer section B (motor on left side)

LH62 • LH66

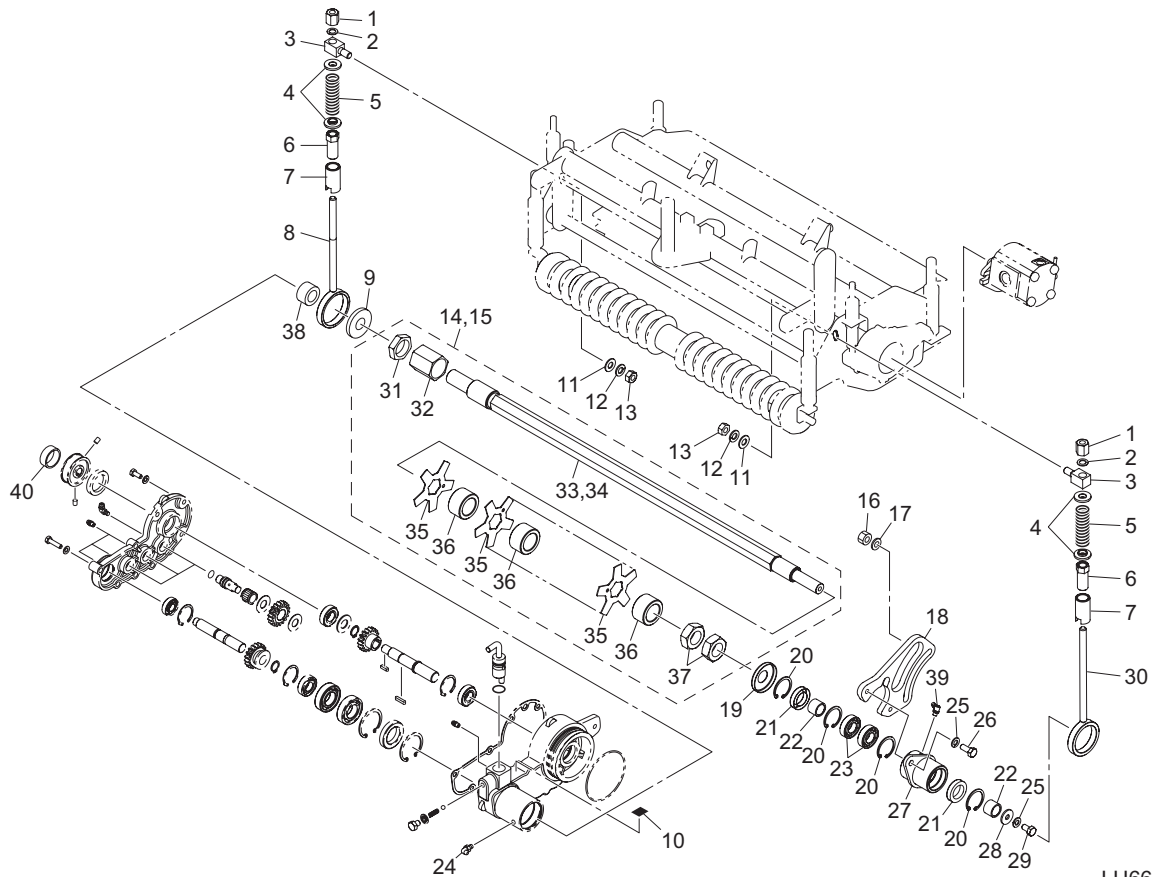


LH66_011_z00

| Cat No. | Code No. | Part name | Qty | | Remark | SN of application |
|---------|---------------|---------------------------------|------|------|--------|-------------------|
| | | | LH62 | LH66 | | |
| 11-1 | K016000032 | NUT, ADJUSTING BED-KNIFE P1 M10 | 2 | 2 | | |
| 11-2 | K5051010160 | WASHER, C5191P 1-10-16 | 2 | 2 | | |
| 11-3 | LM2700-0136Z2 | RECEIVER, ROD 10 | 2 | 2 | | |
| 11-4 | K6206000052 | RECEIVER, FOR SPRING | 4 | 4 | | |
| 11-5 | K1000000578 | SPRING, COMPRESSION M3.5-22-73 | 2 | 2 | | |
| 11-6 | LM535E-1335Z2 | PIPE, W/CUTTER ADJUSTING SCREW | 2 | 2 | | |
| 11-7 | LM2700-0135Z2 | PIPE, ADJUSTING | 2 | 2 | | |
| 11-8 | LH669L-1313Z2 | BOLT, ADJUSTING GROOMER | 1 | 1 | | |
| 11-9 | LH669L-1310Z2 | COVER, CASE DUST PROOF | 1 | 1 | | |
| 11-10 | K4203000080 | STICKER, ON/OFF | 1 | 1 | | |
| 11-11 | K5000100002 | WASHER, M10 | 2 | 2 | | |
| 11-12 | K0200100002 | WASHER, SPRING M10 | 2 | 2 | | |
| 11-13 | K0100100002 | NUT, M10 | 2 | 2 | | |
| 11-14 | LH629L-1391Z0 | SHAFT ASSY, GROOMER 22 | 1 | 0 | | |
| 11-15 | LH669L-1391Z0 | SHAFT ASSY, GROOMER | 0 | 1 | | |
| 11-16 | K0144100002 | NUT, W/F-RING M10 | 1 | 1 | | |
| 11-17 | K5073210242 | WASHER, SPHC 3.2-10-24 | 1 | 1 | | |
| 11-18 | LH669L-1312Z2 | BRACKET, GROOMER HOUSING | 1 | 1 | | |
| 11-19 | K5370000312 | COVER, DUST PROOF | 1 | 1 | | |
| 11-20 | K0402035001 | RING, RETAINING R M35 | 4 | 4 | | |
| 11-21 | K0822235080 | OIL SEAL, MHTA22358 | 2 | 2 | | |
| 11-22 | K0737000060 | INNER RACE, NB LRT172216 | 2 | 2 | | |
| 11-23 | K0600060030 | BEARING, BALL 6003 | 2 | 2 | | |
| 11-24 | K1440000030 | GREASE NIPPLE, 67.5 DEG TYPE B | 1 | 1 | | |
| 11-25 | K0200080002 | WASHER, SPRING M8 | 3 | 3 | | |
| 11-26 | K0000080202 | BOLT, M8-20 | 2 | 2 | | |
| 11-27 | LH669L-1311Z2 | HOUSING, GROOMER (LH) | 1 | 1 | | |
| 11-28 | K5012308242 | WASHER, SPCC 2.3-8-24 | 1 | 1 | | |
| 11-29 | K0000080152 | BOLT, M8-15 | 1 | 1 | | |
| 11-30 | LM2700-0134A2 | BOLT, ADJUSTING GROOMER | 1 | 1 | | |

11.Groomer section B (motor on left side)

LH62 • LH66

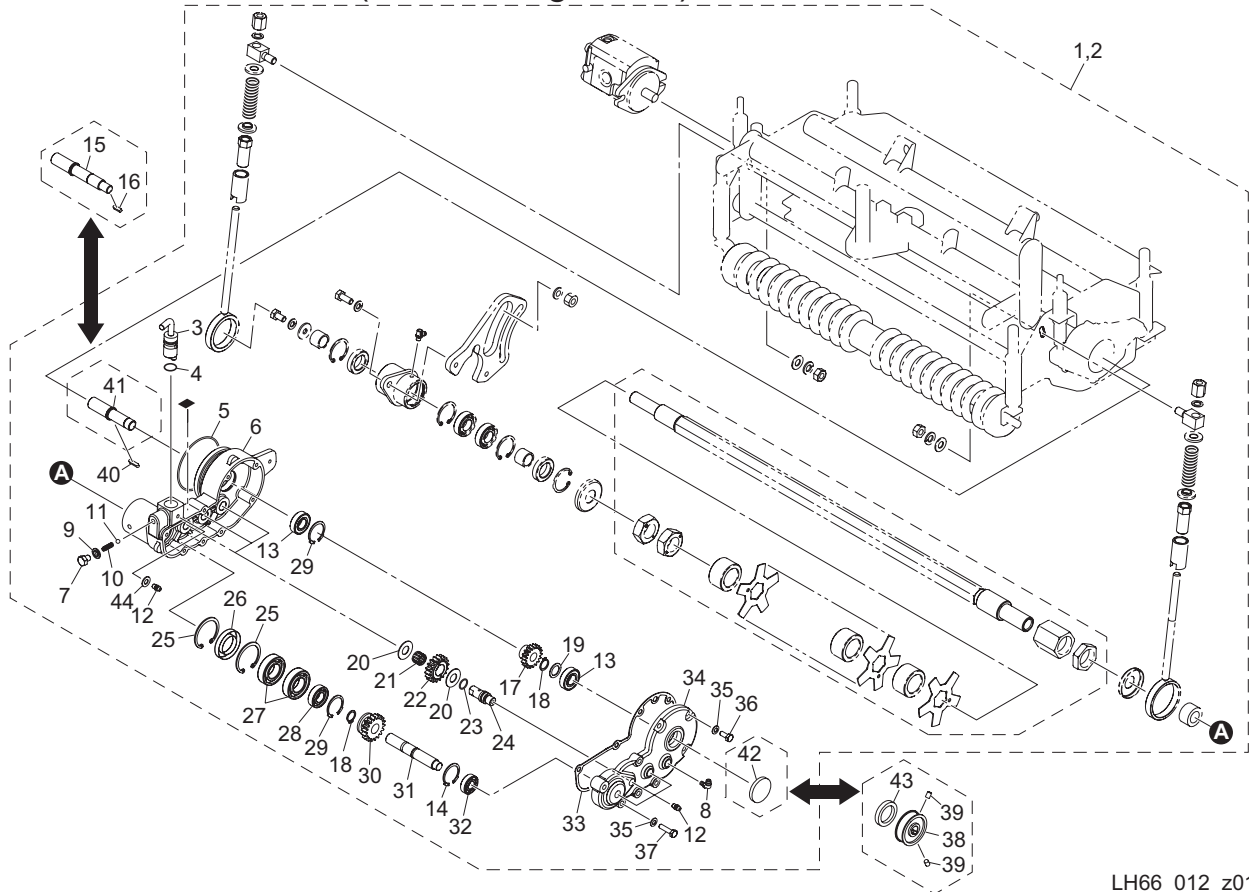


LH66_011_z00

| Cat No. | Code No. | Part name | Qty | | Remark | SN of application |
|---------|---------------|------------------------------|------|------|--------|-------------------|
| | | | LH62 | LH66 | | |
| 11-31 | LH669L-1309Z2 | NUT, SECURING (SMALL) | 1 | 1 | | |
| 11-32 | LH669L-1308Z2 | NUT, SECURING (LARGE) | 1 | 1 | | |
| 11-33 | LH629L-1301Z2 | SHAFT, GROOMER 22 | 1 | 0 | | |
| 11-34 | LH669L-1307Z2 | SHAFT, GROOMER | 0 | 1 | | |
| 11-35 | K2570000039 | BLADE, VERTICAL 1.2-5-85 | 19 | 23 | | |
| 11-36 | K6214000020 | COLLAR, AC M28-42-24.6 | 19 | 23 | | |
| 11-37 | K0108240002 | NUT, P1.5 M24-3 | 2 | 2 | | |
| 11-38 | K0737000090 | INNER RACE, LRTZ 222818 | 1 | 1 | | |
| 11-39 | K1440000020 | GREASE NIPPLE, 90 DEG TYPE C | 1 | 1 | | |
| | | | | | | |
| | | | | | | |
| | | | | | | |
| | | | | | | |

12.Groomer section A (motor on right side)

LH62 • LH66

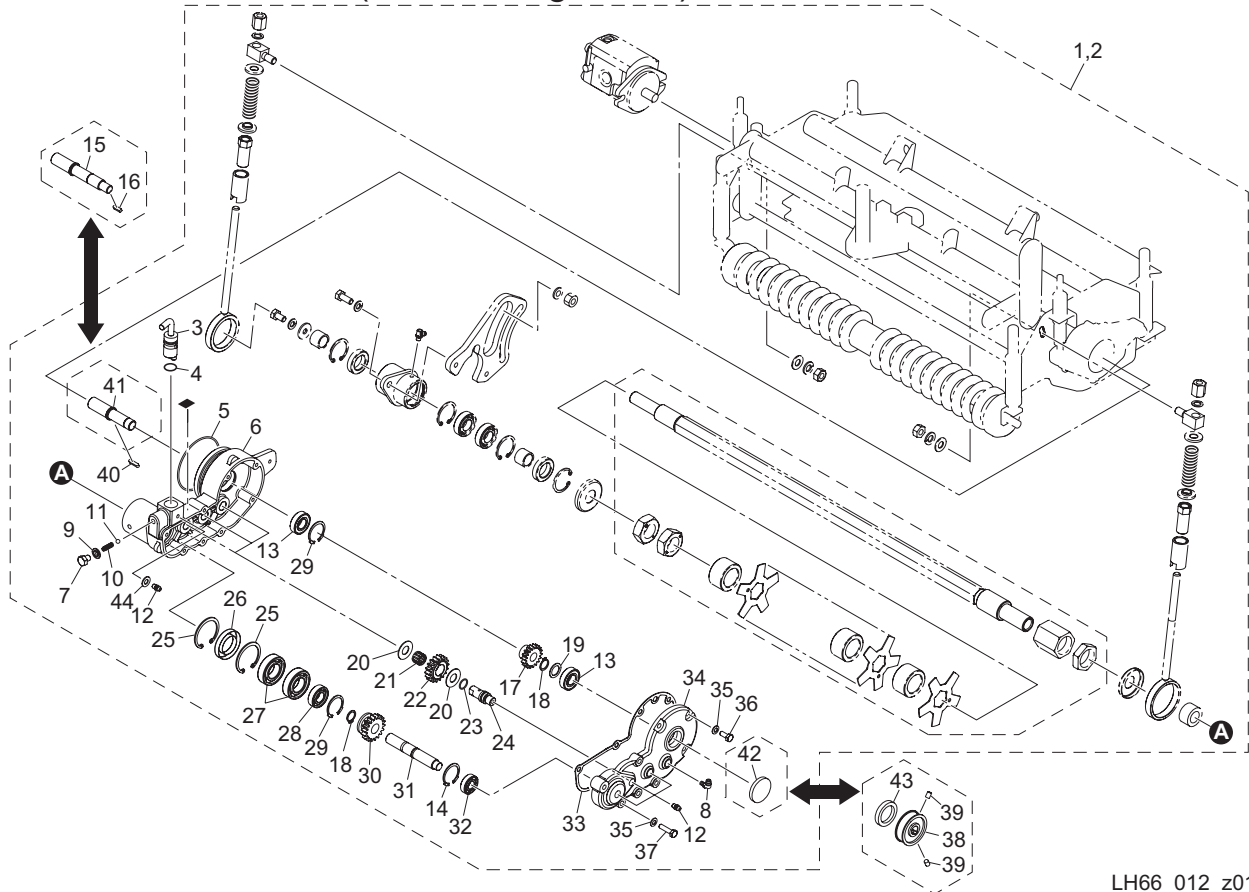


LH66_012_z01

| Cat No. | Code No. | Part name | Qty | | Remark | SN of application |
|---------|---------------|--------------------------------|------|------|------------------------|-------------------|
| | | | LH62 | LH66 | | |
| 12-1 | LH629R-1190Z0 | GROOMER & GEAR ASSY (RH) | 1 | 0 | for Groomer | |
| 12-2 | LH669R-1190Z0 | GROOMER & GEAR ASSY (RH) | 0 | 1 | for Groomer | |
| 12-3 | LH669R-1303Z8 | LEVER, CLUTCH (LH) | 1 | 1 | | |
| 12-4 | K0880015000 | O-RING, P15 | 1 | 1 | | |
| 12-5 | K0885080000 | O-RING, S80 | 1 | 1 | | |
| 12-6 | LH669R-1301Z0 | CASE, GROOMER (LH) | 1 | 1 | | |
| 12-7 | K0000080102 | BOLT, M8-10 | 1 | 1 | | |
| 12-8 | K1440000020 | GREASE NIPPLE, 90 DEG TYPE C | 1 | 1 | | |
| 12-9 | K0922080000 | SEAL, WASHER 8WF | 1 | 1 | | |
| 12-10 | K1000000090 | SPRING, COMPRESSION M1-6-18 | 1 | 1 | | |
| 12-11 | K1500635000 | BALL, STEEL 6.35 | 1 | 1 | | |
| 12-12 | K1440000010 | GREASE NIPPLE, STRAIGHT TYPE A | 4 | 4 | | |
| 12-13 | K0612060020 | BEARING, BALL SEAL 2RD 6002 | 2 | 2 | | |
| 12-14 | K0402028001 | RING, RETAINING R M28 | 1 | 1 | | |
| 12-15 | LH669L-1304Z0 | SHAFT, DRIVE | 1 | 1 | for Groomer + CR brush | |
| 12-16 | K0520404140 | KEY, ROUND/SQUARE, M4-414 | 1 | 1 | for Groomer + CR brush | |
| 12-17 | LH669L-1305Z0 | GEAR, 17-TEETH | 1 | 1 | | |
| 12-18 | K0401015001 | RING, RETAINING S M15 | 2 | 2 | | |
| 12-19 | K5051015220 | WASHER, C5191P 1-15-22 | 1 | 1 | | |
| 12-20 | K5051013280 | WASHER, C5191P 1-13-28 | 6 | 6 | | |
| 12-21 | K0701317120 | BEARING, NEEDLE KT131712 | 3 | 3 | | |
| 12-22 | K6186000030 | GEAR, 18-TEETH | 3 | 3 | | |
| 12-23 | K0885014000 | O-RING, S14 | 3 | 3 | | |
| 12-24 | LM2700-0111Z0 | COUNTERSHAFT | 3 | 3 | | |
| 12-25 | K0402045001 | RING, RETAINING R M45 | 2 | 2 | | |
| 12-26 | K0822844080 | OIL SEAL, MHSA28448 | 1 | 1 | | |
| 12-27 | K0600060220 | BEARING, 60/22 | 2 | 2 | | |
| 12-28 | K0600060020 | BEARING, 6002 | 1 | 1 | | |
| 12-29 | K0404032001 | RING, RETAINING ROUND R M32 | 2 | 2 | | |
| 12-30 | LM2700-0110Z0 | GEAR, CLUTCH 18-TEETH | 1 | 1 | | |

12.Groomer section A (motor on right side)

LH62 • LH66

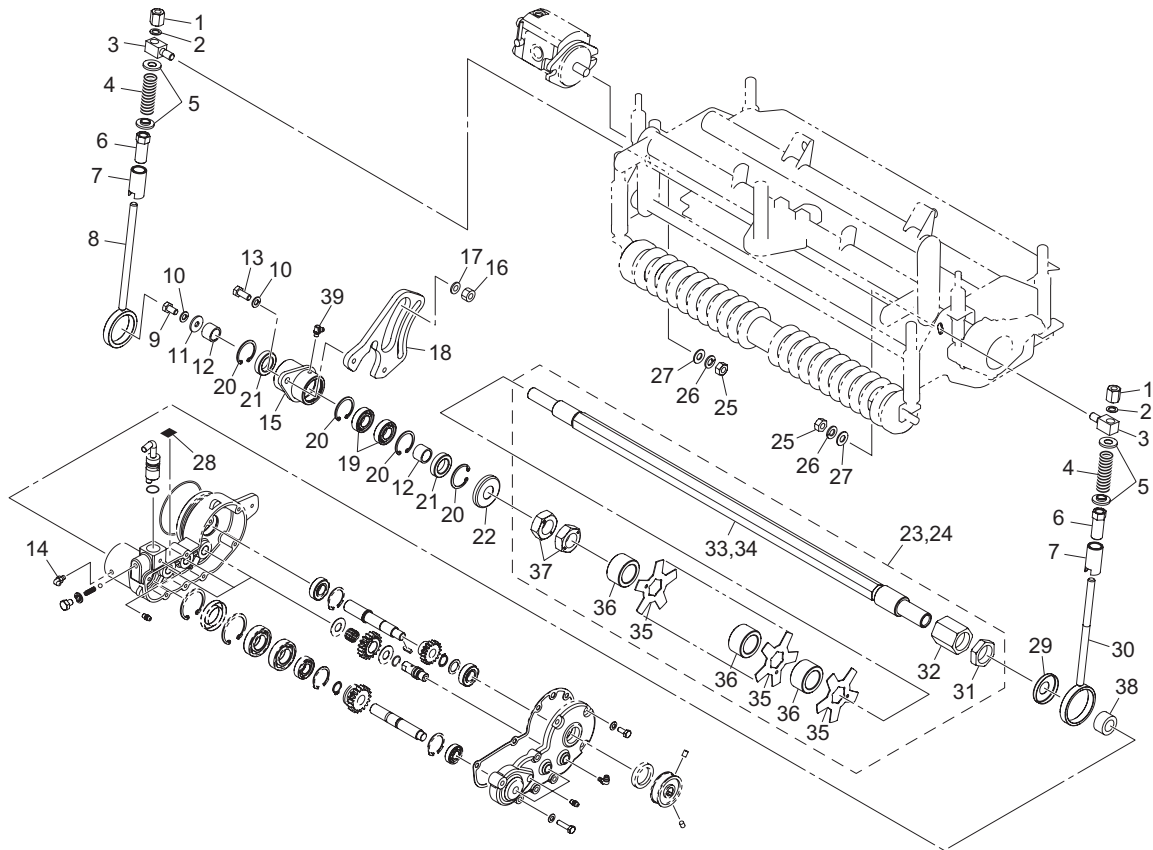


LH66_012_z01

| Cat No. | Code No. | Part name | Qty | | Remark | SN of application |
|---------|---------------|----------------------------|------|------|------------------------|-------------------|
| | | | LH62 | LH66 | | |
| 12-31 | LH669L-1303Z0 | SHAFT, SPLINE OUTPUT | 1 | 1 | | |
| 12-32 | K0600060010 | BEARING, BALL 6001 | 1 | 1 | | |
| 12-33 | LM2700-0129A0 | PACKING, GROOMER | 1 | 1 | | |
| 12-34 | LH669R-1302Z0 | COVER, GROOMER (LH) | 1 | 1 | | |
| 12-35 | K0212060002 | WASHER, DISK SPRING L M6-1 | 8 | 8 | | |
| 12-36 | K0000060152 | BOLT, M6-15 | 3 | 3 | | |
| 12-37 | K0000060302 | BOLT, M6-30 | 5 | 5 | | |
| 12-38 | LM2700-4106Z2 | PULLEY, DRIVING | 1 | 1 | for Groomer + CR brush | |
| 12-39 | K0023050081 | SETSCREW, M5-8 | 2 | 2 | for Groomer + CR brush | |
| 12-40 | K0500404180 | KEY, BOTH ROUND M4-418 | 1 | 1 | | |
| 12-41 | LH669L-1101Z0 | SHAFT, DRIVE | 1 | 1 | for Groomer | |
| 12-42 | K0890000030 | CAP, RUBBER 25 | 1 | 1 | for Groomer | |
| 12-43 | K0821525070 | OIL SEAL, MHS15257 | 1 | 1 | for Groomer + CR brush | |
| 12-44 | K0200060002 | WASHER, SPRING M6 | 1 | 1 | | |
| | | | | | | |
| | | | | | | |
| | | | | | | |

13.Groomer section B (motor on right side)

LH62 • LH66

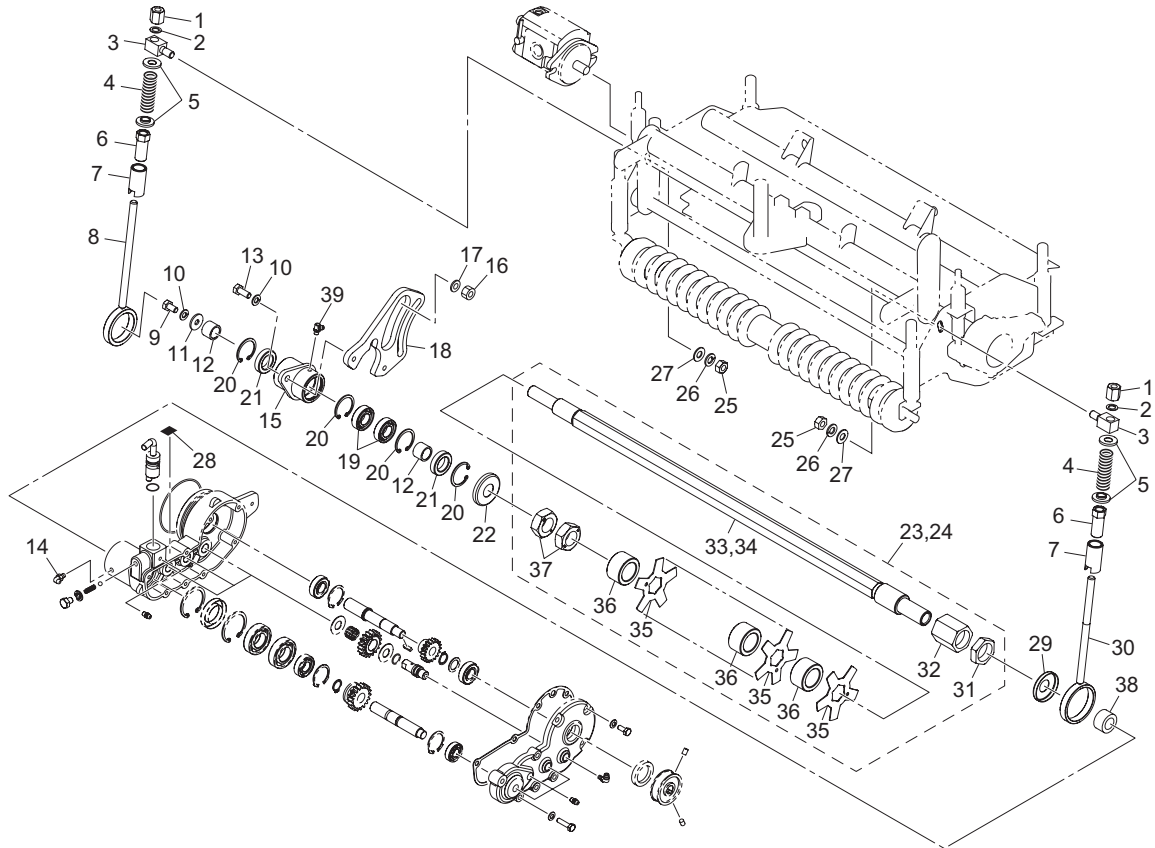


LH66_013_z00

| Cat No. | Code No. | Part name | Qty | | Remark | SN of application |
|---------|---------------|---------------------------------|------|------|--------|-------------------|
| | | | LH62 | LH66 | | |
| 13-1 | K0160000032 | NUT, ADJUSTING BED-KNIFE P1 M10 | 2 | 2 | | |
| 13-2 | K5051010160 | WASHER, C5191P 1-10-16 | 2 | 2 | | |
| 13-3 | LM2700-0136Z2 | RECEIVER, ROD 10 | 2 | 2 | | |
| 13-4 | K1000000578 | SPRING, COMPRESSION M3.5-22-73 | 2 | 2 | | |
| 13-5 | K6206000052 | RECEIVER, FOR SPRING | 4 | 4 | | |
| 13-6 | LM535E-1335Z2 | PIPE, W/CUTTER ADJUSTING SCREW | 2 | 2 | | |
| 13-7 | LM2700-0135Z2 | PIPE, ADJUSTING | 2 | 2 | | |
| 13-8 | LM2700-0134A2 | BOLT, ADJUSTING GROOMER | 1 | 1 | | |
| 13-9 | K0000080152 | BOLT, M8-15 | 1 | 1 | | |
| 13-10 | K0200080002 | WASHER, SPRING M8 | 3 | 3 | | |
| 13-11 | K5012308242 | WASHER, SPCC 2.3-8-24 | 1 | 1 | | |
| 13-12 | K0737000060 | INNER RACE, NB LRT172216 | 2 | 2 | | |
| 13-13 | K0000080202 | BOLT, M8-20 | 2 | 2 | | |
| 13-14 | K1440000030 | GREASE NIPPLE, 67.5 DEG TYPE B | 1 | 1 | | |
| 13-15 | LH669R-1304Z2 | HOUSING, GROOMER (RH) | 1 | 1 | | |
| 13-16 | K0144100002 | NUT, W/F-RING M10 | 1 | 1 | | |
| 13-17 | K5073210242 | WASHER, SPHC 3.2-10-24 | 1 | 1 | | |
| 13-18 | LH669L-1312Z2 | BRACKET, GROOMER HOUSING | 1 | 1 | | |
| 13-19 | K0600060030 | BEARING, BALL 6003 | 2 | 2 | | |
| 13-20 | K0402035001 | RING, RETAINING R M35 | 4 | 4 | | |
| 13-21 | K0822235080 | OIL SEAL, MHTA22358 | 2 | 2 | | |
| 13-22 | K5370000312 | COVER, DUST PROOF | 1 | 1 | | |
| 13-23 | LH629L-1391Z0 | SHAFT ASSY, GROOMER 22 | 1 | 0 | | |
| 13-24 | LH669L-1391Z0 | SHAFT ASSY, GROOMER | 0 | 1 | | |
| 13-25 | K0100100002 | NUT, M10 | 2 | 2 | | |
| 13-26 | K0200100002 | WASHER, SPRING M10 | 2 | 2 | | |
| 13-27 | K5000100002 | WASHER, M10 | 2 | 2 | | |
| 13-28 | K4203000080 | STICKER, ON/OFF | 1 | 1 | | |
| 13-29 | LH669L-1310Z2 | COVER, CASE DUST PROOF | 1 | 1 | | |
| 13-30 | LH669L-1313Z2 | BOLT, ADJUSTING GROOMER | 1 | 1 | | |

13.Groomer section B (motor on right side)

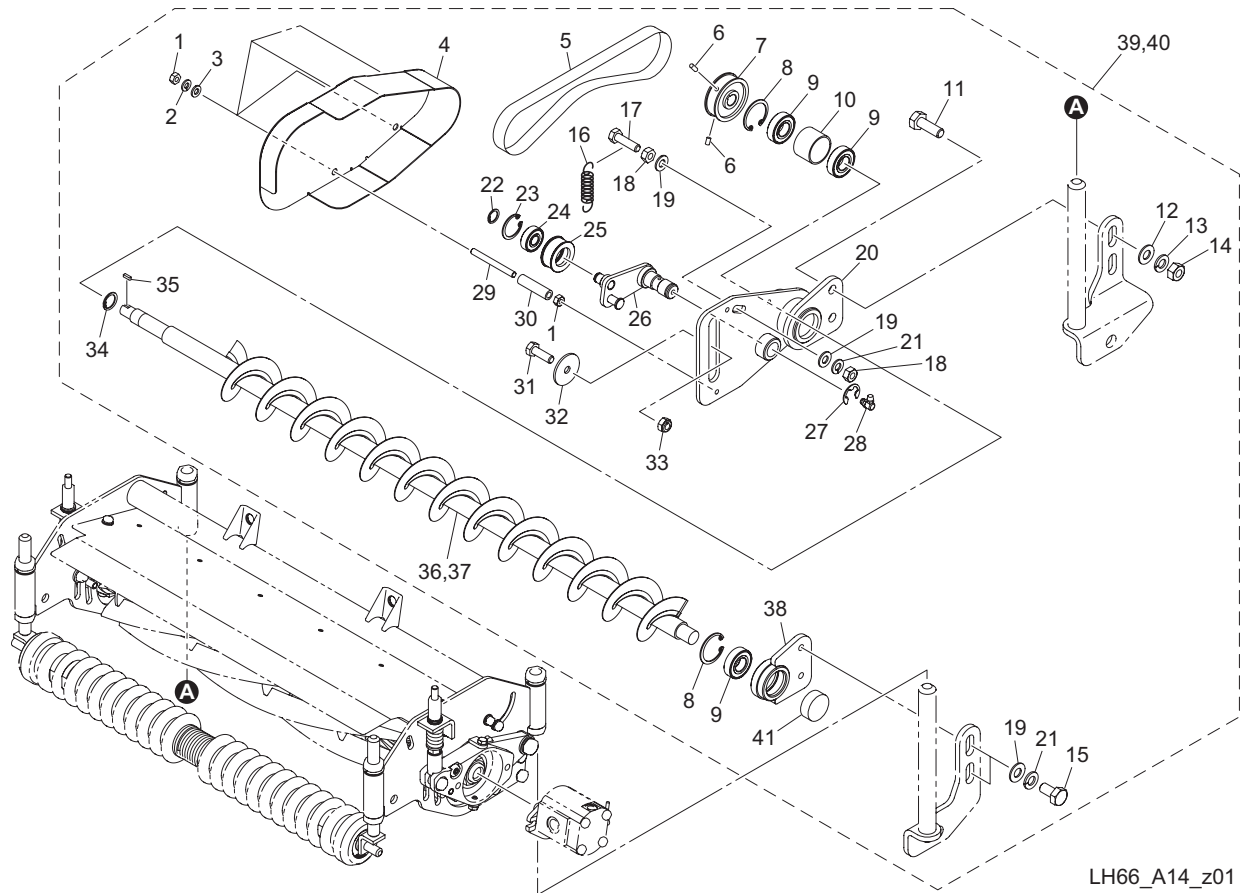
LH62 • LH66



LH66_013_z00

| Cat No. | Code No. | Part name | Qty | | Remark | SN of application |
|---------|---------------|------------------------------|------|------|--------|-------------------|
| | | | LH62 | LH66 | | |
| 13-31 | LH669L-1309Z2 | NUT, SECURING (SMALL) | 1 | 1 | | |
| 13-32 | LH669L-1308Z2 | NUT, SECURING (LARGE) | 1 | 1 | | |
| 13-33 | LH629L-1301Z2 | SHAFT, GROOMER 22 | 1 | 0 | | |
| 13-34 | LH669L-1307Z2 | SHAFT, GROOMER | 0 | 1 | | |
| 13-35 | K2570000039 | BLADE, VERTICAL 1.2-5-85 | 19 | 23 | | |
| 13-36 | K6214000020 | COLLAR, AC M28-42-24.6 | 19 | 23 | | |
| 13-37 | K0108240002 | NUT, P1.5 M24-3 | 2 | 2 | | |
| 13-38 | K0737000090 | INNER RACE, LRTZ 222818 | 1 | 1 | | |
| 13-39 | K1440000020 | GREASE NIPPLE, 90 DEG TYPE C | 1 | 1 | | |
| | | | | | | |
| | | | | | | |
| | | | | | | |
| | | | | | | |
| | | | | | | |

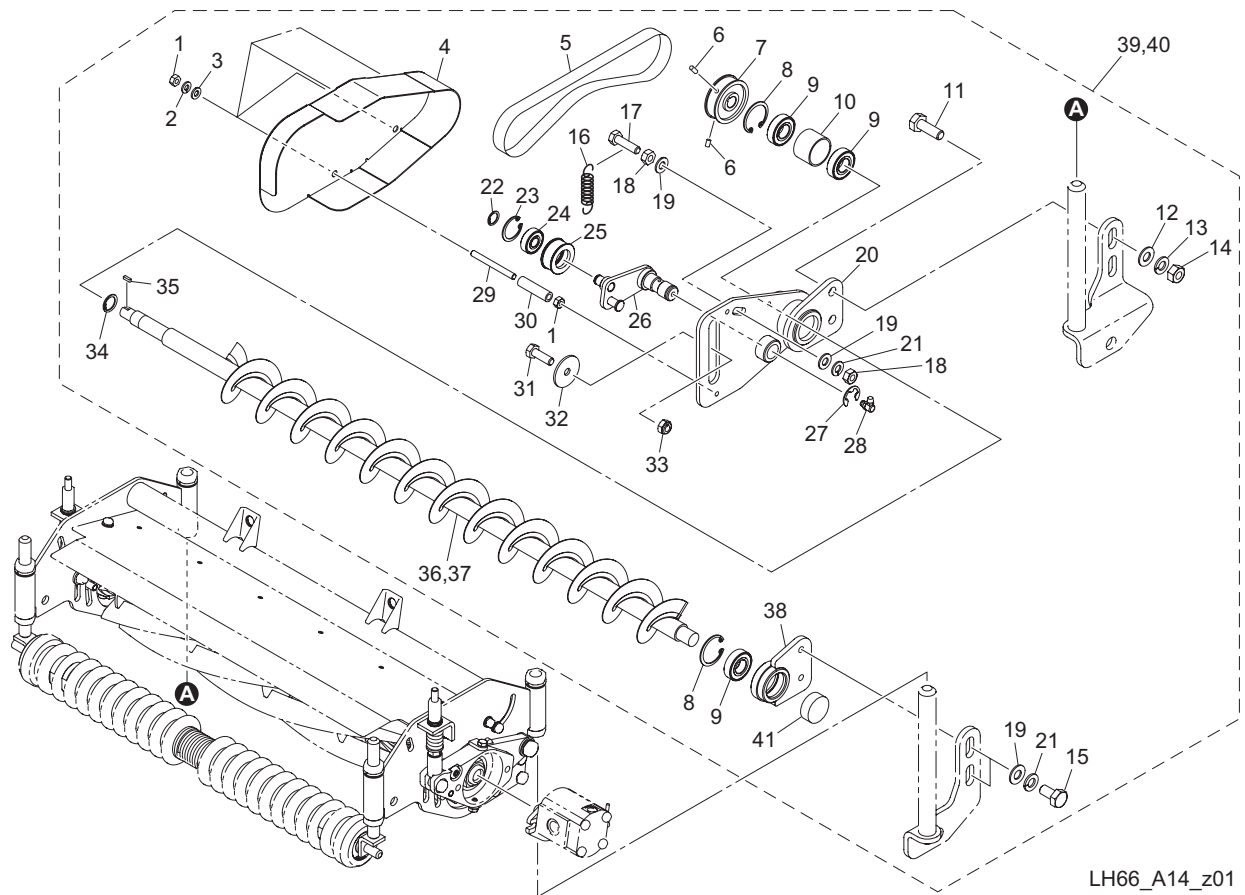
A14.CR brush type B section (motor on left side,with Groomer) LH62 • LH66



LH66_A14_z01

| Cat No. | Code No. | Part name | Qty | | Remark | SN of application |
|---------|---------------|-------------------------------------|------|------|--------|-------------------|
| | | | LH62 | LH66 | | |
| A14-1 | K0100060002 | NUT, M6 | 8 | 8 | | |
| A14-2 | K0200060002 | WASHER, SPRING M6 | 4 | 4 | | |
| A14-3 | K5000060002 | WASHER, M6 | 4 | 4 | | |
| A14-4 | LH669L-1318ZD | COVER, CASE (RH) | 1 | 1 | | |
| A14-5 | K2380000030 | BELT, F START 10FL-500 | 1 | 1 | | |
| A14-6 | K0023050081 | SETSCREW, M5-8 | 2 | 2 | | |
| A14-7 | LM2700-4107Z2 | PULLEY, BRUSH SHAFT | 1 | 1 | | |
| A14-8 | K0402032001 | RING, RETAINING R M32 | 2 | 2 | | |
| A14-9 | K0612060020 | BEARING, BALL SEAL 2RD 6002 | 3 | 3 | | |
| A14-10 | LH669L-1317Z2 | COLLAR, STKM 28.6-31.8-22 | 1 | 1 | | |
| A14-11 | K0000100302 | BOLT, M10-30 | 2 | 2 | | |
| A14-12 | K5000100002 | WASHER, M10 | 2 | 2 | | |
| A14-13 | K0200100002 | WASHER, SPRING M10 | 2 | 2 | | |
| A14-14 | K0100100002 | NUT, M10 | 2 | 2 | | |
| A14-15 | K0000080202 | BOLT, M8-20 | 2 | 2 | | |
| A14-16 | K1020000208 | SPRING, W/ROUND HOOK M1.6-16.6-65.2 | 1 | 1 | | |
| A14-17 | K0000080302 | BOLT, M8-30 | 1 | 1 | | |
| A14-18 | K0100080002 | NUT, M8 | 2 | 2 | | |
| A14-19 | K5000080002 | WASHER, M8 | 4 | 4 | | |
| A14-20 | LH669L-1314ZD | FRAME, BRUSH (RH) | 1 | 1 | | |
| A14-21 | K0200080002 | WASHER, SPRING M8 | 3 | 3 | | |
| A14-22 | K0401010001 | RING, RETAINING S M10 | 1 | 1 | | |
| A14-23 | K0402026001 | RING, RETAINING R M26 | 1 | 1 | | |
| A14-24 | K0608060000 | BEARING, BALL SEAL 2RS 6000 | 1 | 1 | | |
| A14-25 | LM2700-4108Z2 | PULLEY, TENSION 1232 | 1 | 1 | | |
| A14-26 | LH669L-1316A2 | LEVER, TENSION (RH) | 1 | 1 | | |
| A14-27 | K0400012002 | RING, RETAINING E M12 | 1 | 1 | | |
| A14-28 | K1440000020 | GREASE NIPPLE, 90 DEG TYPE C | 1 | 1 | | |
| A14-29 | LH669L-1319Z2 | SHAFT, SCREWED 60 | 4 | 4 | | |
| A14-30 | LH669L-1320Z2 | COLLAR, SPG 6.5-10.5-40 | 4 | 4 | | |

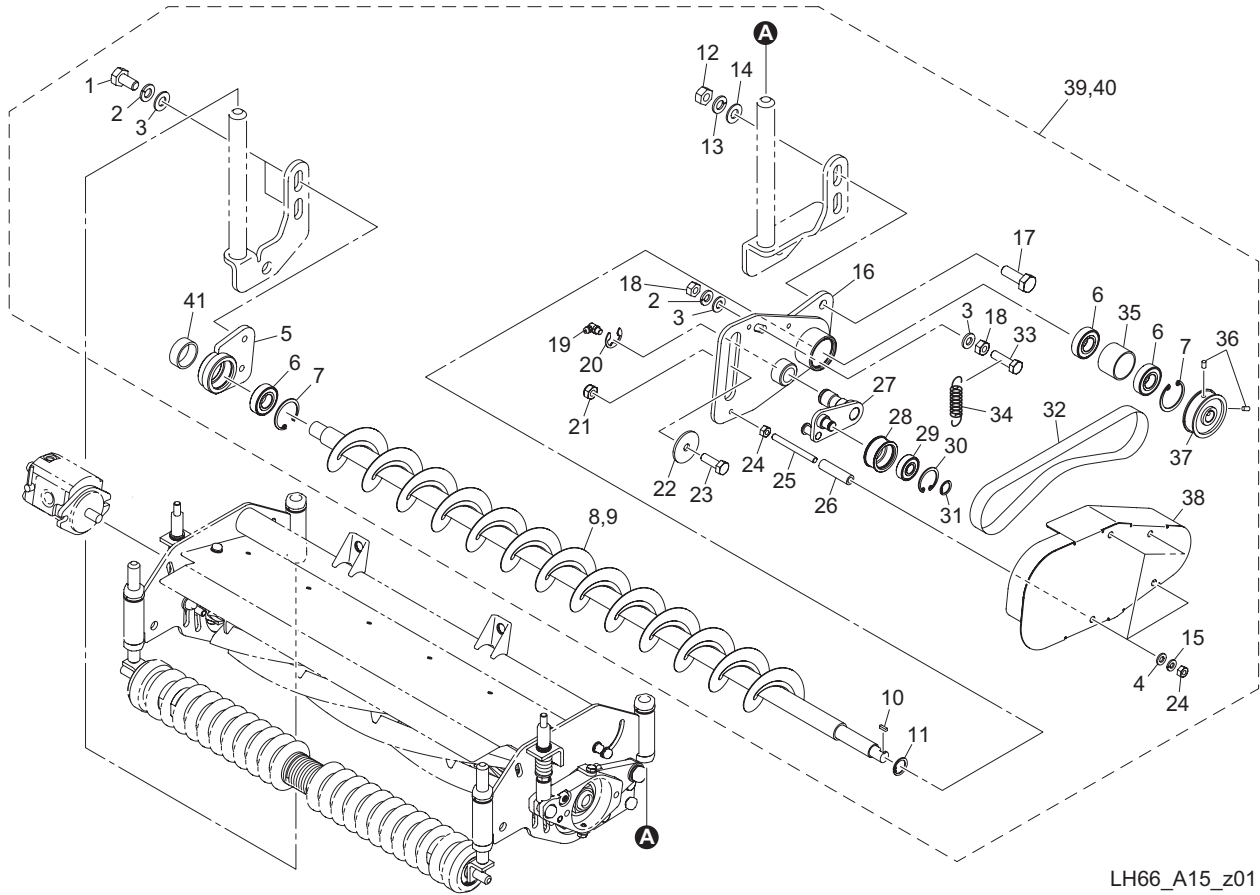
A14.CR brush type B section (motor on left side,with Groomer) LH62 • LH66



LH66_A14_z01

| Cat No. | Code No. | Part name | Qty | | Remark | SN of application |
|---------|---------------|---------------------------|------|------|--------|-------------------|
| | | | LH62 | LH66 | | |
| A14-31 | K0000080252 | BOLT, M8-25 | 1 | 1 | | |
| A14-32 | K5012308352 | WASHER, SPCC 2.3-8-35 | 1 | 1 | | |
| A14-33 | K0144080002 | NUT, W/F-RING M8 | 1 | 1 | | |
| A14-34 | K0401015001 | RING, RETAINING S M15 | 1 | 1 | | |
| A14-35 | K0520404140 | KEY, ROUND/SQUARE, M4-414 | 1 | 1 | | |
| A14-36 | LH629L-1302B0 | BRUSH, CR 22 | 1 | 0 | | |
| A14-37 | LH669L-1321B0 | BRUSH, CR | 0 | 1 | | |
| A14-38 | LH669L-1315AD | HOUSING, BRUSH (LH) | 1 | 1 | | |
| A14-39 | LH629L-1392Z0 | CR BRUSH ASSY, (RH) | 1 | 0 | | |
| A14-40 | LH669L-1392Z0 | CR BRUSH ASSY, (RH) | 0 | 1 | | |
| A14-41 | K0890000050 | CAP, RUBBER 28 | 1 | 1 | | |
| | | | | | | |
| | | | | | | |
| | | | | | | |
| | | | | | | |

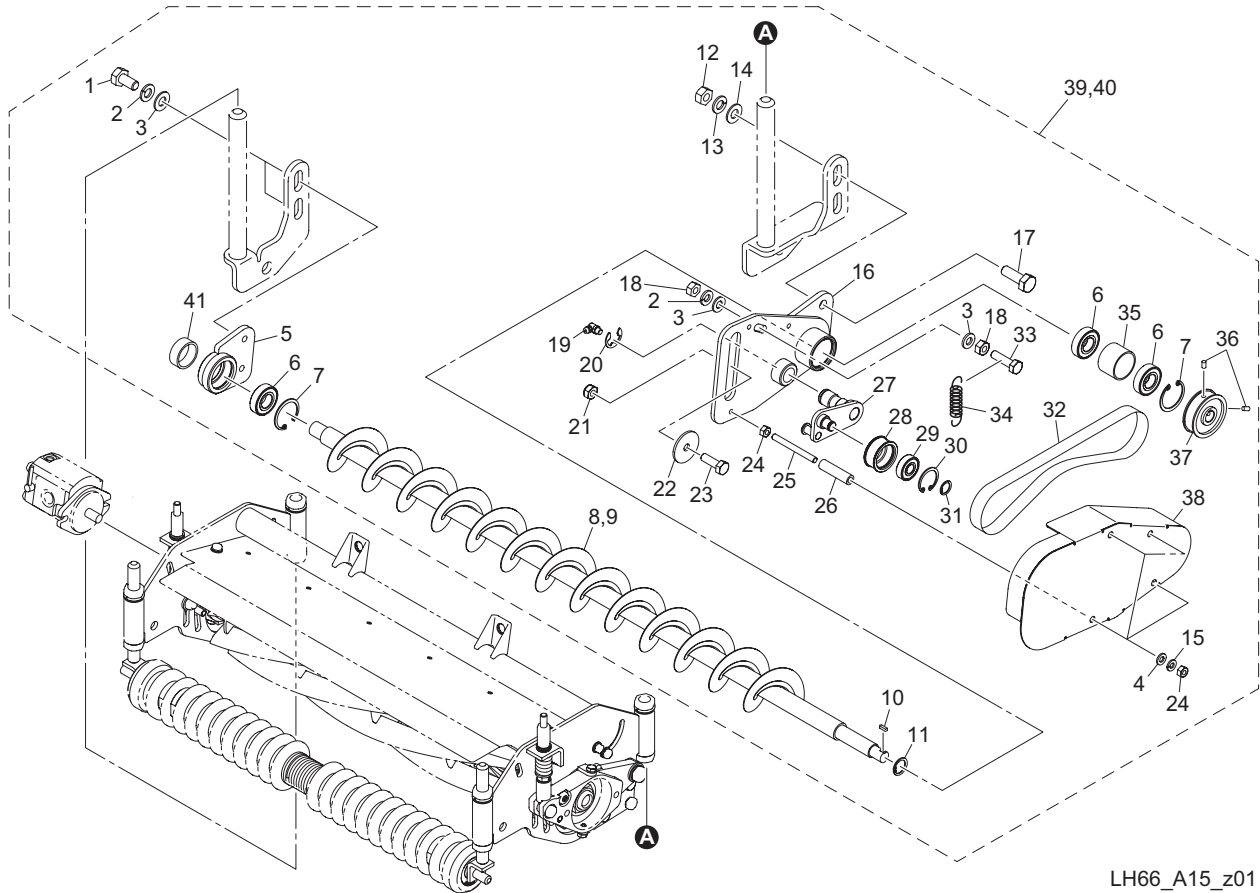
A15.CR brush type B section (motor on right side,with Groomer) LH62 · LH66



LH66_A15_z01

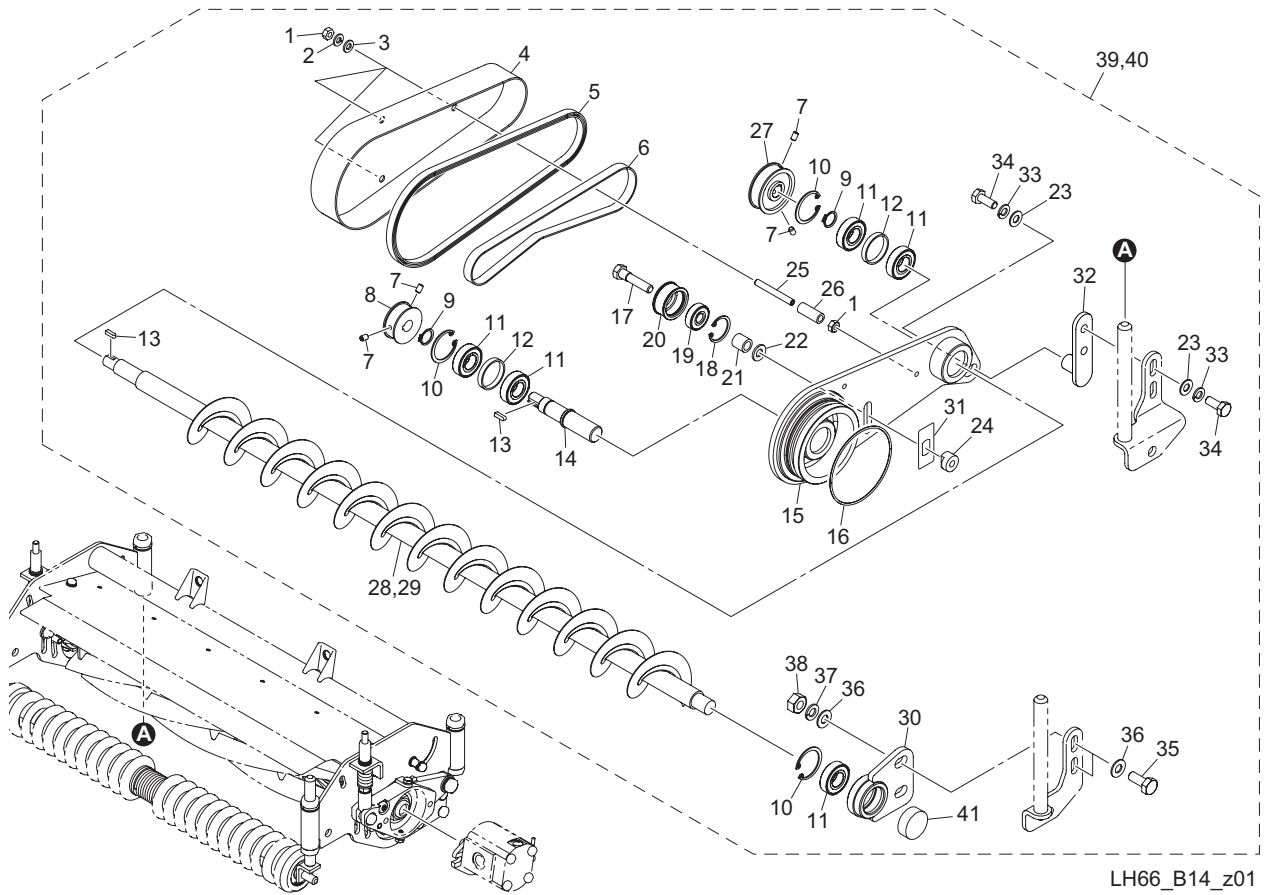
| Cat No. | Code No. | Part name | Qty | | Remark | SN of application |
|---------|---------------|------------------------------|------|------|--------|-------------------|
| | | | LH62 | LH66 | | |
| A15-1 | K0000080202 | BOLT, M8-20 | 2 | 2 | | |
| A15-2 | K0200080002 | WASHER, SPRING M8 | 3 | 3 | | |
| A15-3 | K5000080002 | WASHER, M8 | 4 | 4 | | |
| A15-4 | K5000060002 | WASHER, M6 | 4 | 4 | | |
| A15-5 | LH669R-1307AD | HOUSING, BRUSH (RH) | 1 | 1 | | |
| A15-6 | K0612060020 | BEARING, BALL SEAL 2RD 6002 | 3 | 3 | | |
| A15-7 | K0402032001 | RING, RETAINING R M32 | 2 | 2 | | |
| A15-8 | LH629L-1302B0 | BRUSH, CR 22 | 1 | 0 | | |
| A15-9 | LH669L-1321B0 | BRUSH, CR | 0 | 1 | | |
| A15-10 | K0520404140 | KEY, ROUND/SQUARE, M4-414 | 1 | 1 | | |
| A15-11 | K0401015001 | RING, RETAINING S M15 | 1 | 1 | | |
| A15-12 | K0100100002 | NUT, M10 | 2 | 2 | | |
| A15-13 | K0200100002 | WASHER, SPRING M10 | 2 | 2 | | |
| A15-14 | K5000100002 | WASHER, M10 | 2 | 2 | | |
| A15-15 | K0200060002 | WASHER, SPRING M6 | 4 | 4 | | |
| A15-16 | LH669R-1306ZD | FRAME, BRUSH (LH) | 1 | 1 | | |
| A15-17 | K0000100302 | BOLT, M10-30 | 2 | 2 | | |
| A15-18 | K0100080002 | NUT, M8 | 2 | 2 | | |
| A15-19 | K1440000020 | GREASE NIPPLE, 90 DEG TYPE C | 1 | 1 | | |
| A15-20 | K0400012002 | RING, RETAINING E M12 | 1 | 1 | | |
| A15-21 | K0144080002 | NUT, W/F-RING M8 | 1 | 1 | | |
| A15-22 | K5012308352 | WASHER, SPCC 2.3-8-35 | 1 | 1 | | |
| A15-23 | K0000080252 | BOLT, M8-25 | 1 | 1 | | |
| A15-24 | K0100060002 | NUT, M6 | 8 | 8 | | |
| A15-25 | LH669L-1319Z2 | SHAFT, SCREWED 60 | 4 | 4 | | |
| A15-26 | LH669L-1320Z2 | COLLAR, SPG 6.5-10.5-40 | 4 | 4 | | |
| A15-27 | LH669R-1308A2 | LEVER, TENSION (LH) | 1 | 1 | | |
| A15-28 | LM2700-4108Z2 | PULLEY, TENSION 1232 | 1 | 1 | | |
| A15-29 | K0608060000 | BEARING, BALL SEAL 2RS 6000 | 1 | 1 | | |
| A15-30 | K0402026001 | RING, RETAINING R M26 | 1 | 1 | | |

A15.CR brush type B section (motor on right side,with Groomer) LH62 · LH66



LH66_A15_z01

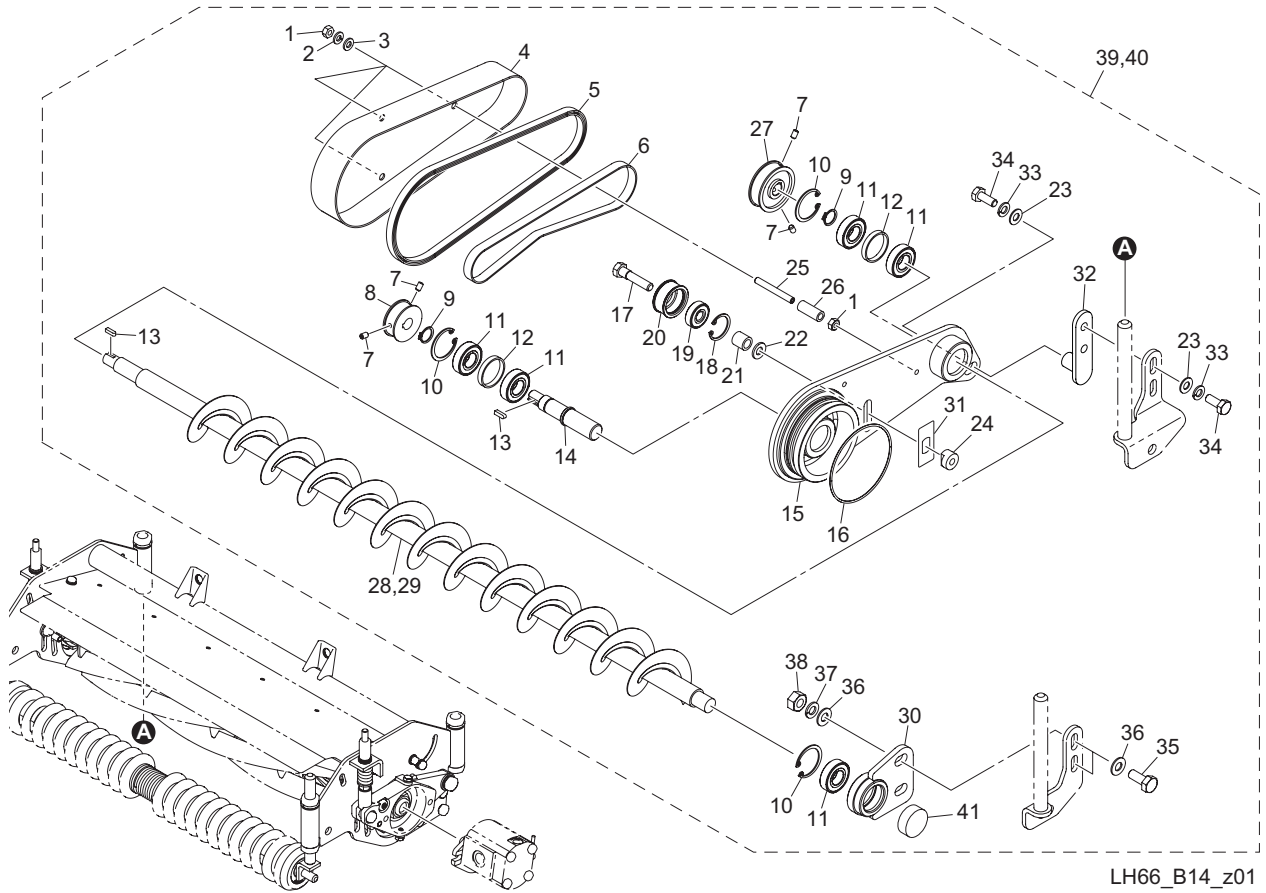
| Cat No. | Code No. | Part name | Qty | | Remark | SN of application |
|---------|---------------|-------------------------------------|------|------|--------|-------------------|
| | | | LH62 | LH66 | | |
| A15-31 | K0401010001 | RING, RETAINING S M10 | 1 | 1 | | |
| A15-32 | K2380000030 | BELT, F START 10FL-500 | 1 | 1 | | |
| A15-33 | K0000080302 | BOLT, M8-30 | 1 | 1 | | |
| A15-34 | K1020000208 | SPRING, W/ROUND HOOK M1.6-16.6-65.2 | 1 | 1 | | |
| A15-35 | LH669L-1317Z2 | COLLAR, STKM 28.6-31.8-22 | 1 | 1 | | |
| A15-36 | K0023050081 | SETSCREW, M5-8 | 2 | 2 | | |
| A15-37 | LM2700-4107Z2 | PULLEY, BRUSH SHAFT | 1 | 1 | | |
| A15-38 | LH669R-1309ZD | COVER, CASE (LH) | 1 | 1 | | |
| A15-39 | LH629R-1305Z0 | CR BRUSH ASSY, (LH) | 1 | 0 | | |
| A15-40 | LH669R-1305Z0 | CR BRUSH ASSY, (LH) | 0 | 1 | | |
| A15-41 | K0890000050 | CAP, RUBBER 28 | 1 | 1 | | |
| | | | | | | |
| | | | | | | |
| | | | | | | |
| | | | | | | |



| Cat No. | Code No. | Part name | Qty | | Remark | SN of application |
|---------|---------------|-----------------------------|------|------|--------|-------------------|
| | | | LH62 | LH66 | | |
| B14-1 | K0100060002 | NUT, M6 | 6 | 6 | | |
| B14-2 | K0200060002 | WASHER, SPRING M6 | 3 | 3 | | |
| B14-3 | K5000060002 | WASHER, M6 | 3 | 3 | | |
| B14-4 | LM2700-4120ZD | COVER, BELT | 1 | 1 | | |
| B14-5 | LM2700-4123Z0 | RUBBER, 8U-615 | 1 | 1 | | |
| B14-6 | K2380000030 | BELT, F START 10FL-500 | 1 | 1 | | |
| B14-7 | K0023050081 | SETSCREW, M5-8 | 4 | 4 | | |
| B14-8 | LM2700-4106Z2 | PULLEY, DRIVING | 1 | 1 | | |
| B14-9 | K0401015001 | RING, RETAINING S M15 | 2 | 2 | | |
| B14-10 | K0402032001 | RING, RETAINING R M32 | 3 | 3 | | |
| B14-11 | K0612060020 | BEARING, BALL SEAL 2RD 6002 | 5 | 5 | | |
| B14-12 | K6212004172 | COLLAR, STKM M28.6-31.8-5 | 2 | 2 | | |
| B14-13 | K0520404140 | KEY, ROUND/SQUARE, M4-414 | 2 | 2 | | |
| B14-14 | LM2700-4105Z0 | SHAFT, DRIVING | 1 | 1 | | |
| B14-15 | LH669L-1201ZD | FRAME, BRUSH (RH) | 1 | 1 | | |
| B14-16 | K0885080000 | O-RING, S80 | 1 | 1 | | |
| B14-17 | LM2700-4111Z8 | BOLT, SPECIAL M8 | 1 | 1 | | |
| B14-18 | K0402026001 | RING, RETAINING R M26 | 1 | 1 | | |
| B14-19 | K0608006290 | BEARING, BALL SEAL 2RS 629 | 1 | 1 | | |
| B14-20 | LM2700-4108Z2 | PULLEY, TENSION 1232 | 1 | 1 | | |
| B14-21 | K6211000482 | COLLAR, SGP M9.2-13.8-14 | 1 | 1 | | |
| B14-22 | K0213080002 | WASHER, DISK SPRING H M8-1 | 1 | 1 | | |
| B14-23 | K5000080002 | WASHER, M8 | 3 | 3 | | |
| B14-24 | LM2700-4109Z2 | BASE, SCREW | 1 | 1 | | |
| B14-25 | K0023060502 | SETSCREW, M6-50 | 3 | 3 | | |
| B14-26 | K6211000492 | COLLAR, SGP M6.5-10.5-26.4 | 3 | 3 | | |
| B14-27 | LM2700-4107Z2 | PULLEY, BRUSH SHAFT | 1 | 1 | | |
| B14-28 | LH629L-1201B0 | BRUSH, CR 22 | 1 | 0 | | |
| B14-29 | LH669L-1203B0 | BRUSH, CR | 0 | 1 | | |
| B14-30 | LH669L-1202AD | HOUSING, BRUSH (LH) | 1 | 1 | | |

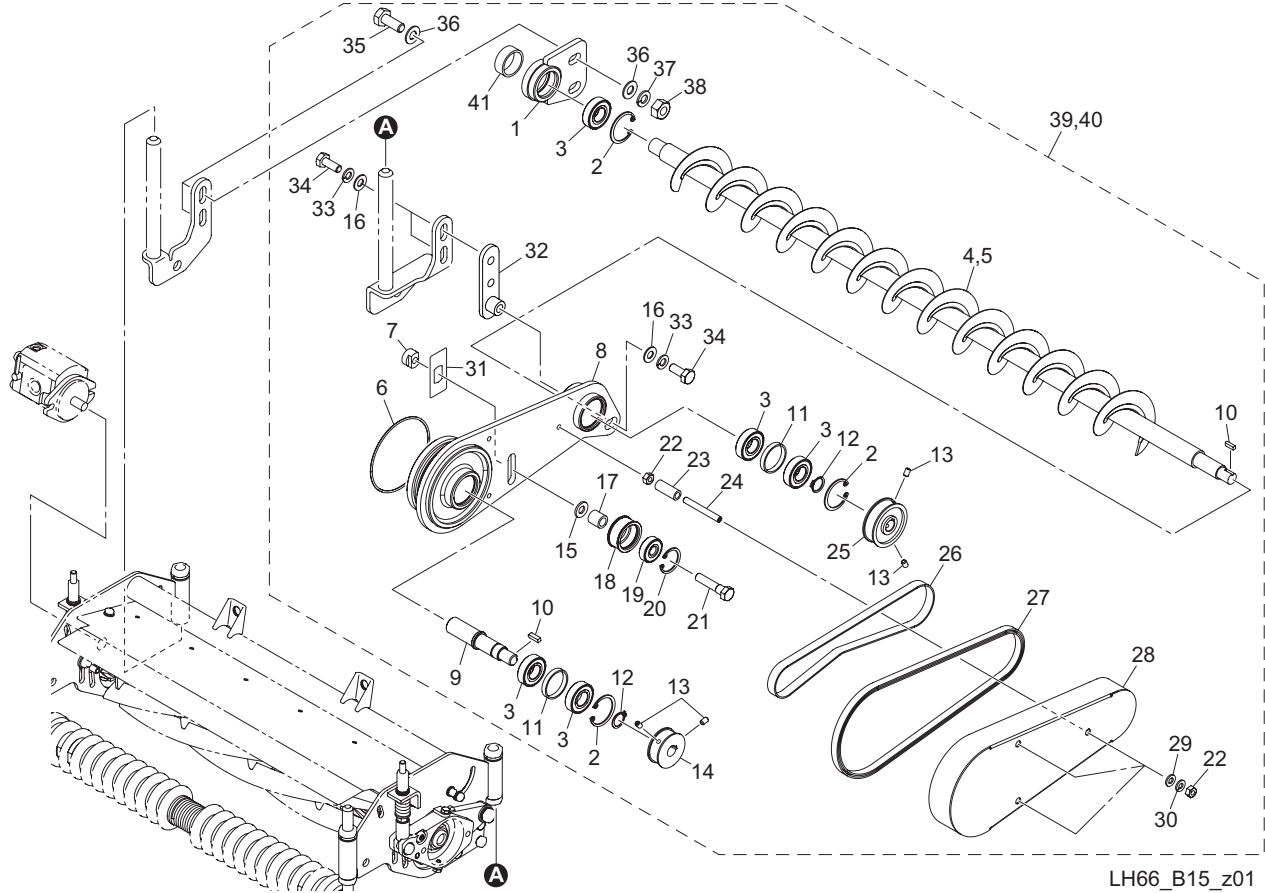
B14.CR brush type A section (motor on left side)

LH62 • LH66



LH66_B14_z01

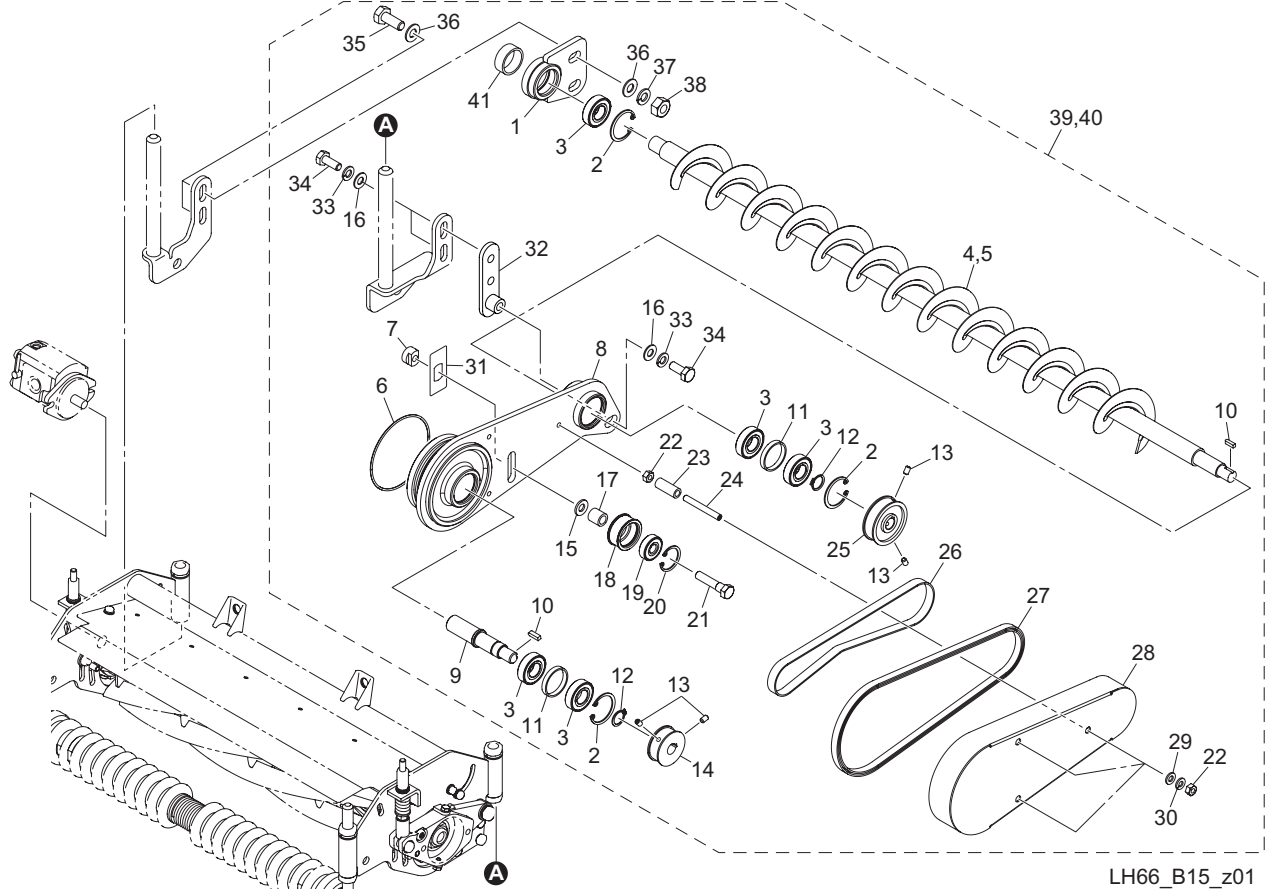
| Cat No. | Code No. | Part name | Qty | | Remark | SN of application |
|---------|---------------|---------------------|------|------|--------|-------------------|
| | | | LH62 | LH66 | | |
| B14-31 | LH669L-1206Z2 | PLATE | 1 | 1 | | |
| B14-32 | LH669L-1205ZD | ADJUSTER | 1 | 1 | | |
| B14-33 | K0200080002 | WASHER, SPRING M8 | 3 | 3 | | |
| B14-34 | K0000080152 | BOLT, M8-15 | 3 | 3 | | |
| B14-35 | K0000100302 | BOLT, M10-30 | 2 | 2 | | |
| B14-36 | K5000100002 | WASHER, M10 | 4 | 4 | | |
| B14-37 | K0200100002 | WASHER, SPRING M10 | 2 | 2 | | |
| B14-38 | K0100100002 | NUT, M10 | 2 | 2 | | |
| B14-39 | LH629L-1290Z0 | CR BRUSH ASSY, (RH) | 1 | 0 | | |
| B14-40 | LH669L-1290Z0 | CR BRUSH ASSY, (RH) | 0 | 1 | | |
| B14-41 | K0890000050 | CAP, RUBBER 28 | 1 | 1 | | |
| | | | | | | |
| | | | | | | |
| | | | | | | |
| | | | | | | |



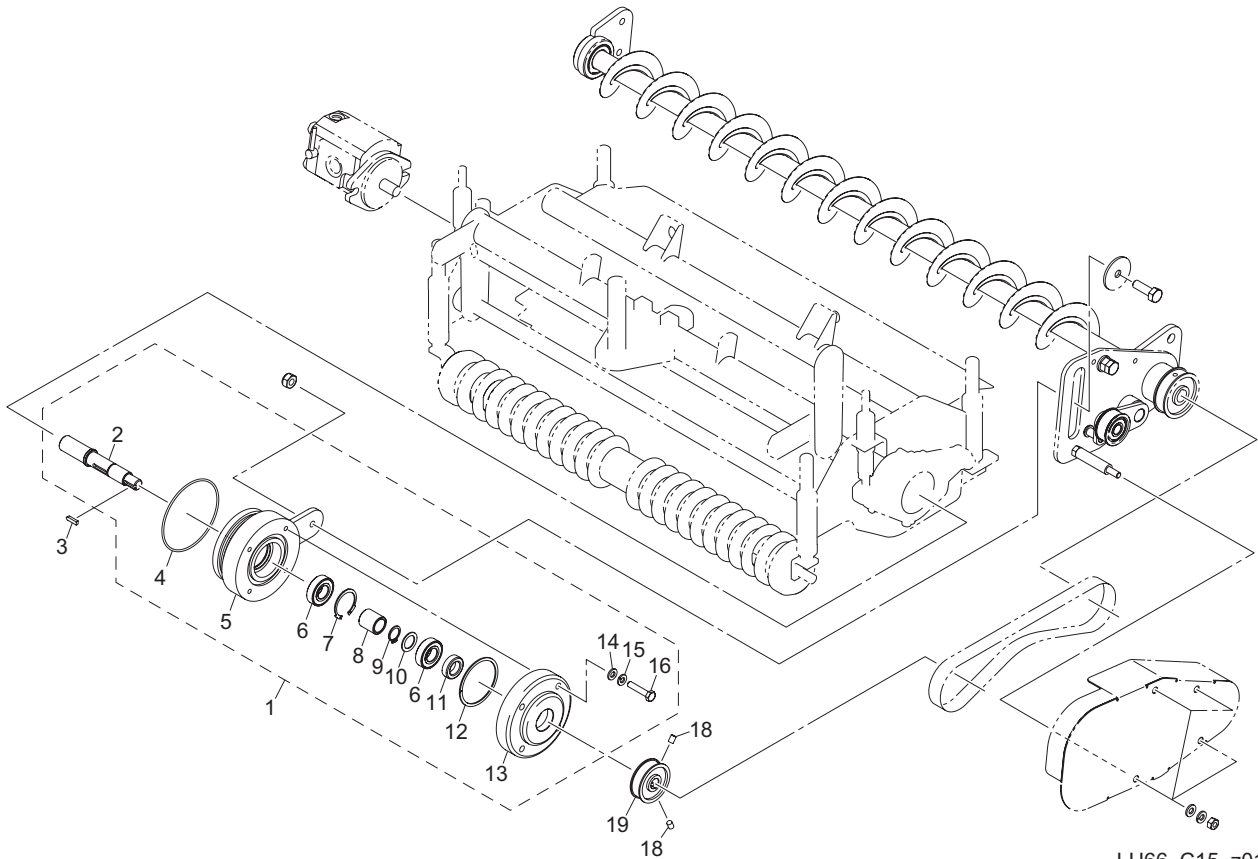
| Cat No. | Code No. | Part name | Qty | | Remark | SN of application |
|---------|---------------|-----------------------------|------|------|--------|-------------------|
| | | | LH62 | LH66 | | |
| B15-1 | LH669R-1202AD | HOUSING, BRUSH (RH) | 1 | 1 | | |
| B15-2 | K0402032001 | RING, RETAINING R M32 | 3 | 3 | | |
| B15-3 | K0612060020 | BEARING, BALL SEAL 2RD 6002 | 5 | 5 | | |
| B15-4 | LH629L-1201B0 | BRUSH, CR 22 | 1 | 0 | | |
| B15-5 | LH669L-1203B0 | BRUSH, CR | 0 | 1 | | |
| B15-6 | K0885080000 | O-RING, S80 | 1 | 1 | | |
| B15-7 | LM2700-4109Z2 | BASE, SCREW | 1 | 1 | | |
| B15-8 | LH669R-1201ZD | FRAME, BRUSH (LH) | 1 | 1 | | |
| B15-9 | LM2700-4105Z0 | SHAFT, DRIVING | 1 | 1 | | |
| B15-10 | K0520404140 | KEY, ROUND/SQUARE, M4-414 | 2 | 2 | | |
| B15-11 | K6212004172 | COLLAR, STKM M28.6-31.8-5 | 2 | 2 | | |
| B15-12 | K0401015001 | RING, RETAINING S M15 | 2 | 2 | | |
| B15-13 | K0023050081 | SETSCREW, M5-8 | 4 | 4 | | |
| B15-14 | LM2700-4106Z2 | PULLEY, DRIVING | 1 | 1 | | |
| B15-15 | K0213080002 | WASHER, DISK SPRING H M8-1 | 1 | 1 | | |
| B15-16 | K5000080002 | WASHER, M8 | 3 | 3 | | |
| B15-17 | K6211000482 | COLLAR, SGP M9.2-13.8-14 | 1 | 1 | | |
| B15-18 | LM2700-4108Z2 | PULLEY, TENSION 1232 | 1 | 1 | | |
| B15-19 | K0608006290 | BEARING, BALL SEAL 2RS 629 | 1 | 1 | | |
| B15-20 | K0402026001 | RING, RETAINING R M26 | 1 | 1 | | |
| B15-21 | LM2700-4111Z8 | BOLT, SPECIAL M8 | 1 | 1 | | |
| B15-22 | K0100060002 | NUT, M6 | 6 | 6 | | |
| B15-23 | K6211000492 | COLLAR, SGP M6.5-10.5-26.4 | 3 | 3 | | |
| B15-24 | K0023060502 | SETSCREW, M6-50 | 3 | 3 | | |
| B15-25 | LM2700-4107Z2 | PULLEY, BRUSH SHAFT | 1 | 1 | | |
| B15-26 | K2380000030 | BELT, F START 10FL-500 | 1 | 1 | | |
| B15-27 | LM2700-4123Z0 | RUBBER, 8U-615 | 1 | 1 | | |
| B15-28 | LM2700-4120ZD | COVER, BELT | 1 | 1 | | |
| B15-29 | K5000060002 | WASHER, M6 | 3 | 3 | | |
| B15-30 | K0200060002 | WASHER, SPRING M6 | 3 | 3 | | |

B15.CR brush type A section (motor on right side)

LH62 • LH66



| Cat No. | Code No. | Part name | Qty | | Remark | SN of application |
|---------|---------------|---------------------|------|------|--------|-------------------|
| | | | LH62 | LH66 | | |
| B15-31 | LH669L-1206Z2 | PLATE | 1 | 1 | | |
| B15-32 | LH669L-1205ZD | ADJUSTER | 1 | 1 | | |
| B15-33 | K0200080002 | WASHER, SPRING M8 | 3 | 3 | | |
| B15-34 | K0000080152 | BOLT, M8-15 | 3 | 3 | | |
| B15-35 | K0000100302 | BOLT, M10-30 | 2 | 2 | | |
| B15-36 | K5000100002 | WASHER, M10 | 4 | 4 | | |
| B15-37 | K0200100002 | WASHER, SPRING M10 | 2 | 2 | | |
| B15-38 | K0100100002 | NUT, M10 | 2 | 2 | | |
| B15-39 | LH629R-1290Z0 | CR BRUSH ASSY, (LH) | 1 | 0 | | |
| B15-40 | LH669R-1290Z0 | CR BRUSH ASSY, (LH) | 0 | 1 | | |
| B15-41 | K0890000050 | CAP, RUBBER 28 | 1 | 1 | | |
| | | | | | | |
| | | | | | | |
| | | | | | | |
| | | | | | | |

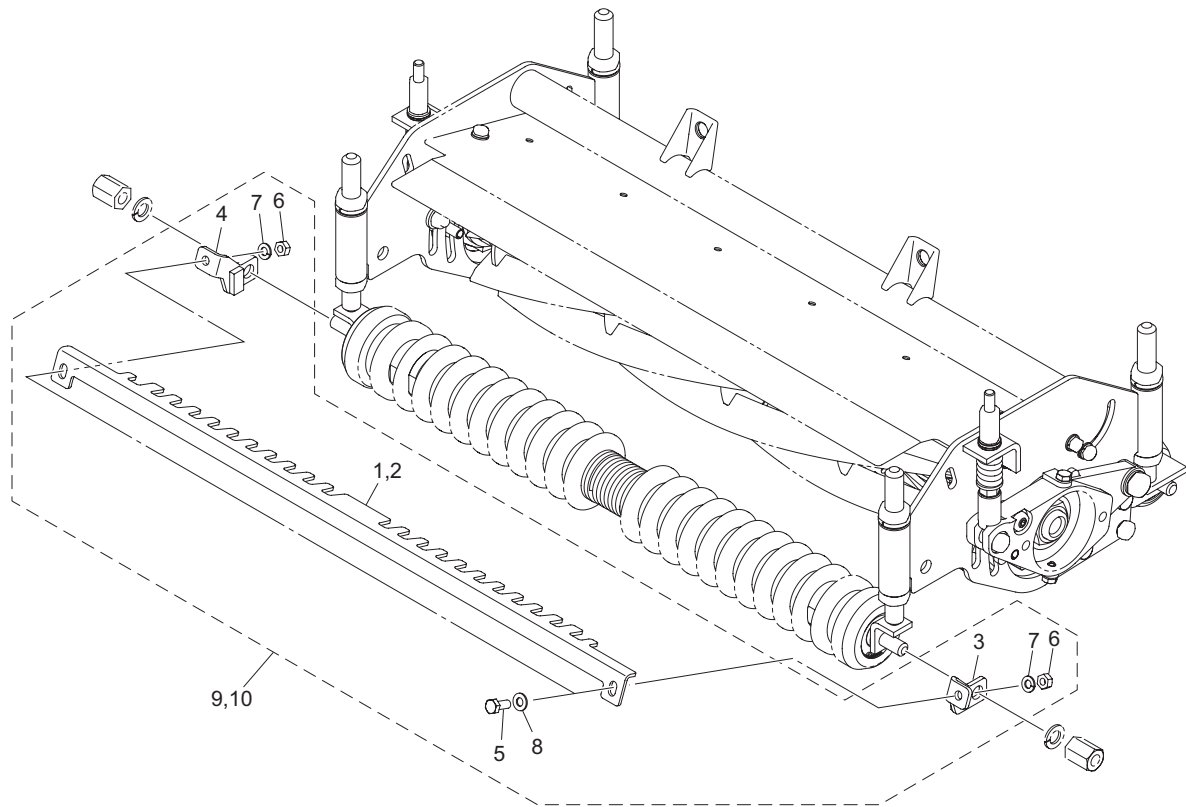


LH66_C15_z01

| Cat No. | Code No. | Part name | Qty | | Remark | SN of application |
|---------|---------------|-----------------------------|------|------|--------|-------------------|
| | | | LH62 | LH66 | | |
| C15-1 | LH66---4801Z0 | DRIVING UNIT ASSY, CR | 1 | 1 | | |
| C15-2 | LH669L-1304Z0 | SHAFT, DRIVE | 1 | 1 | | |
| C15-3 | K0520404140 | KEY, ROUND/SQUARE, M4-414 | 1 | 1 | | |
| C15-4 | K0885080000 | O-RING, S80 | 1 | 1 | | |
| C15-5 | LH66---4802ZD | CASE, CR DRIVING UNIT | 1 | 1 | | |
| C15-6 | K0612060020 | BEARING, BALL SEAL 2RD 6002 | 2 | 2 | | |
| C15-7 | K0404032001 | RING, RETAINING ROUND R M32 | 1 | 1 | | |
| C15-8 | LH66---4804Z0 | COLLAR | 1 | 1 | | |
| C15-9 | K0401015001 | RING, RETAINING S M15 | 1 | 1 | | |
| C15-10 | K5051015220 | WASHER, C5191P 1-15-22 | 1 | 1 | | |
| C15-11 | K0821525070 | OIL SEAL, MHS A15257 | 1 | 1 | | |
| C15-12 | K0880050000 | O-RING, P50 | 1 | 1 | | |
| C15-13 | LH66---4803ZD | COVER, CR DRIVING UNIT CASE | 1 | 1 | | |
| C15-14 | K5000060002 | WASHER, M6 | 4 | 4 | | |
| C15-15 | K0200060002 | WASHER, SPRING M6 | 4 | 4 | | |
| C15-16 | K0000060302 | BOLT, M6-30 | 4 | 4 | | |
| C15-17 | | | | | | |
| C15-18 | K0023050081 | SETSCREW, M5-8 | 2 | 2 | | |
| C15-19 | LM2700-4106Z2 | PULLEY, DRIVING | 1 | 1 | | |
| | | | | | | |
| | | | | | | |

16.Front scraper section

LH62 • LH66

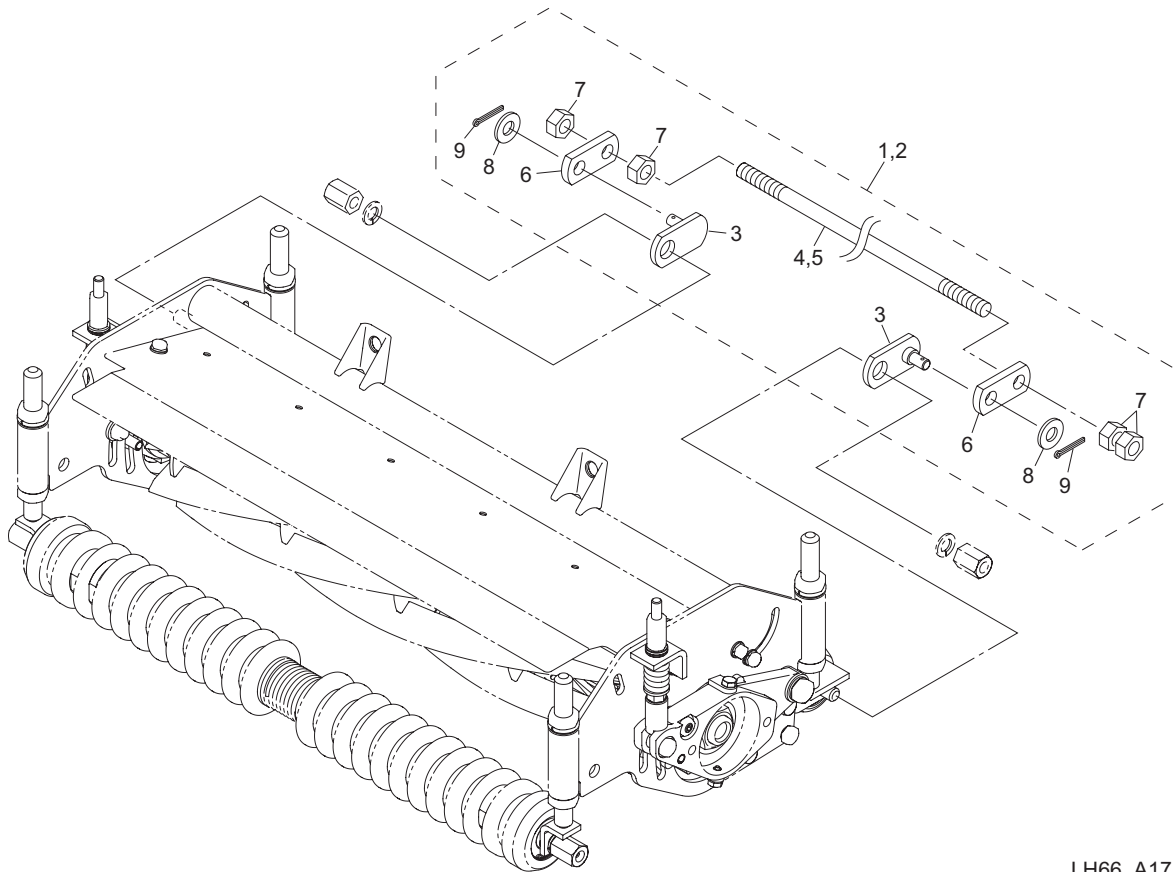


LH66_016_z01

| Cat No. | Code No. | Part name | Qty | | Remark | SN of application |
|---------|---------------|------------------------|------|------|--------|-------------------|
| | | | LH62 | LH66 | | |
| 16-1 | LH62---4501Z2 | SCRAPER, 22 | 1 | 0 | | |
| 16-2 | LH66---4501Z2 | SCRAPER, 26 | 0 | 1 | | |
| 16-3 | LH66---4502ZD | PLATE, MOUNTING (LH) | 1 | 1 | | |
| 16-4 | LH66---4503ZD | PLATE, MOUNTING (RH) | 1 | 1 | | |
| 16-5 | K0000080202 | BOLT, M8-20 | 2 | 2 | | |
| 16-6 | K0100080002 | NUT, M8 | 2 | 2 | | |
| 16-7 | K0200080002 | WASHER, SPRING M8 | 2 | 2 | | |
| 16-8 | K5000080002 | WASHER, M8 | 2 | 2 | | |
| 16-9 | LH62---4504Z0 | SCRAPER ASSY, FRONT 22 | 1 | 0 | | |
| 16-10 | LH66---4504Z0 | SCRAPER ASSY, FRONT | 0 | 1 | | |
| | | | | | | |
| | | | | | | |
| | | | | | | |
| | | | | | | |
| | | | | | | |

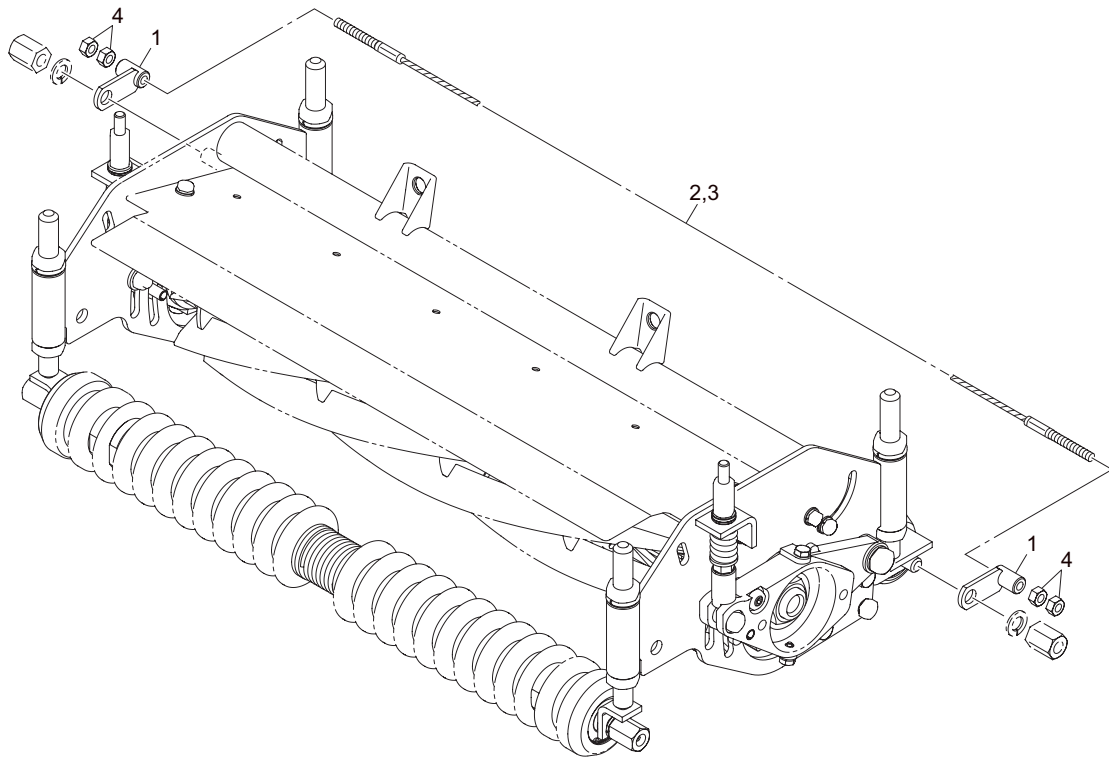
A17.Rear scraper section (bar type)

LH62 • LH66



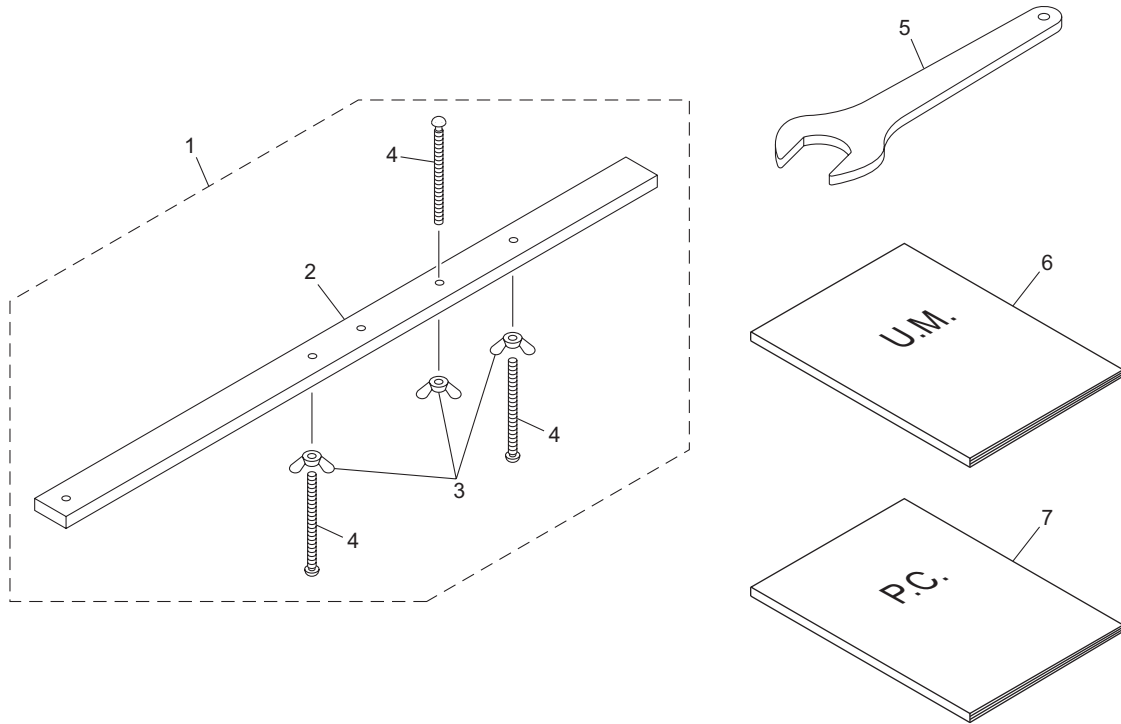
LH66_A17_z00

| Cat No. | Code No. | Part name | Qty | | Remark | SN of application |
|---------|---------------|-------------------|------|------|--------|-------------------|
| | | | LH62 | LH66 | | |
| A17-1 | LM2700-4502Z0 | SCRAPER ASSY, 22 | 1 | 0 | | |
| A17-2 | LM2700-4402Z0 | SCRAPER ASSY, 26 | 0 | 1 | | |
| A17-3 | LM2700-4403ZD | FITTING | 2 | 2 | | |
| A17-4 | LM2700-4504Z0 | SCRAPER, 666 | 1 | 0 | | |
| A17-5 | LM2700-4404Z0 | SCRAPER, 768 | 0 | 1 | | |
| A17-6 | LM2700-4405ZD | BRACKET | 2 | 2 | | |
| A17-7 | K0100080002 | NUT, M8 | 4 | 4 | | |
| A17-8 | K5000080002 | WASHER, M8 | 2 | 2 | | |
| A17-9 | K0300020202 | PIN, COTTER M2-20 | 2 | 2 | | |
| | | | | | | |
| | | | | | | |
| | | | | | | |
| | | | | | | |
| | | | | | | |



LH66_B17_z00

| Cat No. | Code No. | Part name | Qty | | Remark | SN of application |
|---------|---------------|-----------|------|------|--------|-------------------|
| | | | LH62 | LH66 | | |
| B17-1 | LH66---4702Z2 | FITTING | 2 | 2 | | |
| B17-2 | K1170071000 | WIRE, 710 | 1 | 0 | | |
| B17-3 | K1170081000 | WIRE, 810 | 0 | 1 | | |
| B17-4 | K0100080002 | NUT, M8 | 4 | 4 | | |
| | | | | | | |
| | | | | | | |
| | | | | | | |
| | | | | | | |
| | | | | | | |
| | | | | | | |
| | | | | | | |



LH66_018_z01

| Cat No. | Code No. | Part name | Qty | | Remark | SN of application |
|---------|---------------|--|------|------|--------|-------------------|
| | | | LH62 | LH66 | | |
| 18-1 | LM2700-1502A0 | GAGE ASSY, CUTTING HEIGHT | 1 | 1 | | |
| 18-2 | LM2700-1501A2 | GAUGE, CUTTING HEIGHT 600A | 1 | 1 | | |
| 18-3 | K0141060002 | NUT, WING M6-3 | 3 | 3 | | |
| 18-4 | K0071000522 | SCREW, FOR CUTTING HEIGHT ADJUST M6-75 | 3 | 3 | | |
| 18-5 | K480200081D | SPANNER, SLIM SINGLE-ENDED 46 | 1 | 1 | | |
| 18a-6 | 750101-119-A | OWNERS OPERATING MANUAL, LH62/66 | 1 | 1 | | |
| 18a-7 | 750101-119-B | PARTS CATALOG, LH62/66 | 1 | 1 | | |
| | | | | | | |
| | | | | | | |
| | | | | | | |
| | | | | | | |
| | | | | | | |

MEMO

BARONESS[®]
Quality on Demand

 **KYOEISHA CO., LTD.**
Head Office 1-26, Miyuki-cho, Toyokawa-city, Tel :+81-533-84-1390
Aichi-pref, 442-8530 JAPAN Fax :+81-533-84-1220